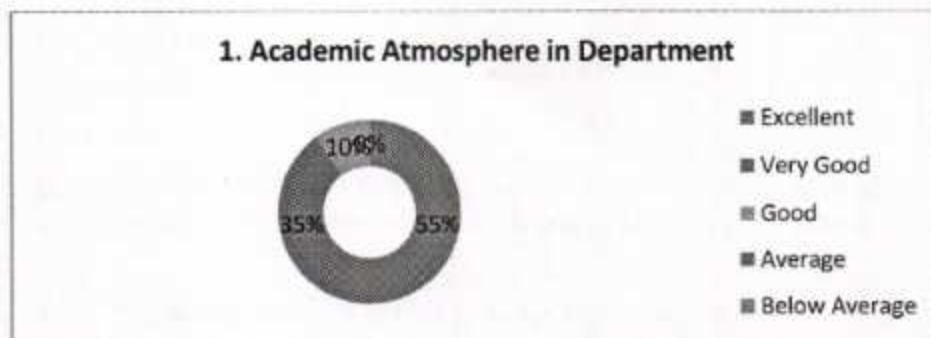



K.M.G. COLLEGE OF ARTS AND SCIENCE
PG & RESEARCH DEPARTMENT OF COMMERCE
(2019-2020) STUDENTS FEEDBACK ANALYSIS



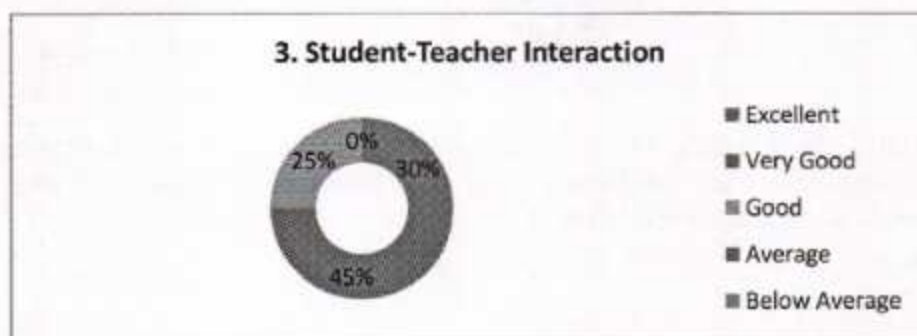
Inference:

The above table showed that 55% of the students felt that there is excellent academic atmosphere in department, 35% of the students felt that there is very good academic atmosphere in the department, and 10% of the students felt that there is good academic atmosphere in the department.




Inference:

The above table showed that 15% of the students felt that there is excellent standard of teaching, 60% of the students felt that there is very good standard of teaching, and 25% of the students felt that there is good standard of teaching.



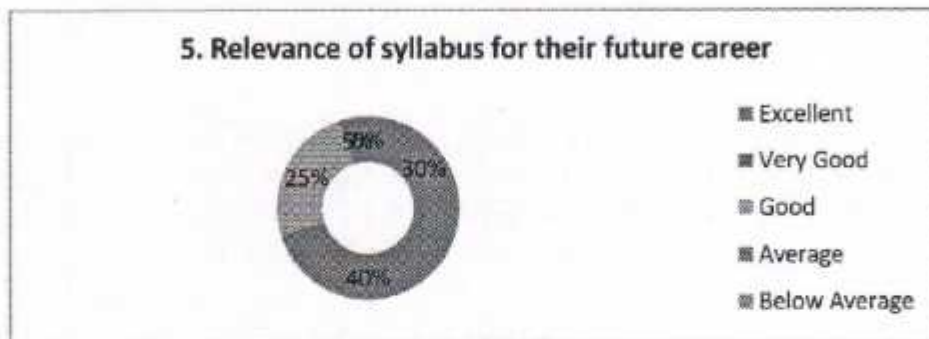
Inference:

The above table showed that 30% of the students felt that there is excellent student – teacher interaction, 45% of the students felt that there is very good student – teacher interaction, and 25% of the students felt that there is good student – teacher interaction.



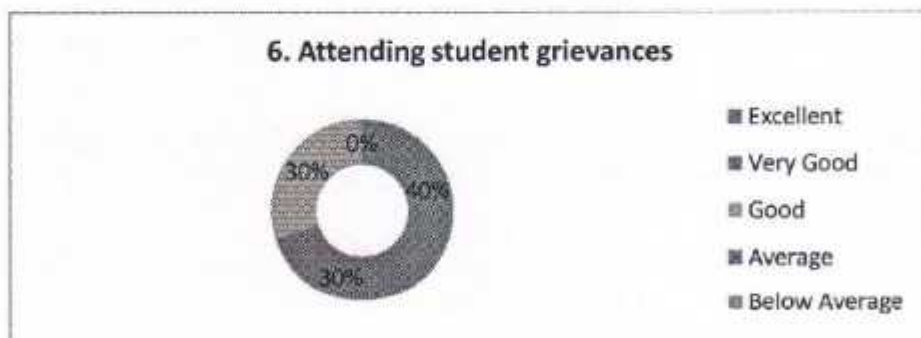
Inference:

The above table showed that 35% of the students felt that there is excellent discipline, 30% of the students felt that there is very good discipline, and 35% of the students felt that there is good discipline.



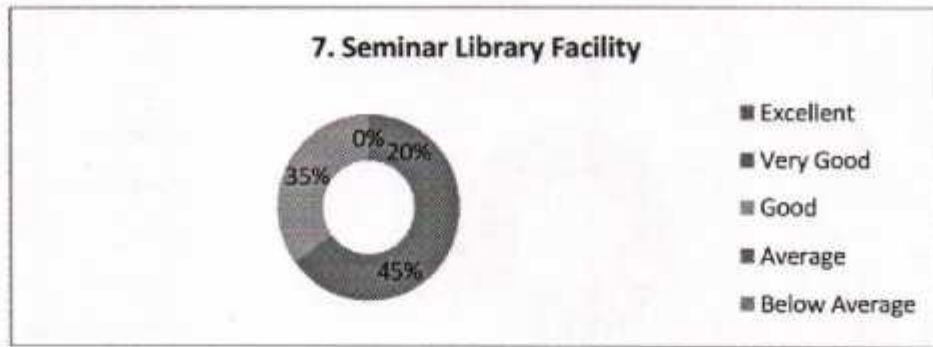
Inference:

The above table showed that 30% of the students felt that there is excellent relevance of syllabus for their future career, 40% of the students felt that there is very good relevance of syllabus for their future career, 25% of the students felt that there is good relevance of syllabus for their future career and 5% of the students felt that there is average relevance of syllabus for their future career.



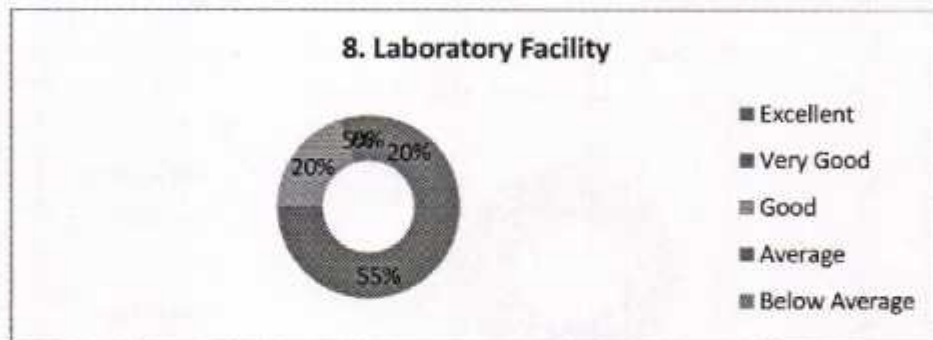
Inference:

The above table showed that 40% of the students felt that there is excellent attending of student grievances, 30% of the students felt that there is very good attending of student grievances, and 30% of the students felt that there is good attending of student grievances.



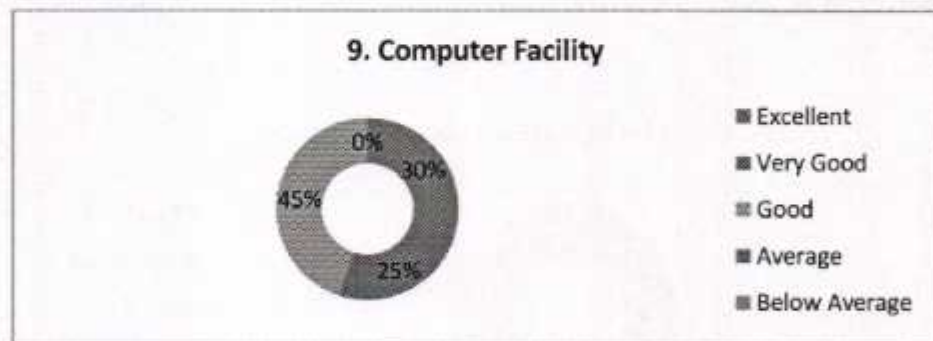
Inference:

The above table showed that 25% of the students felt that there is excellent seminar library facility, 45% of the students felt that there is very good seminar library facility, and 35% of the students felt that there is good seminar library facility.



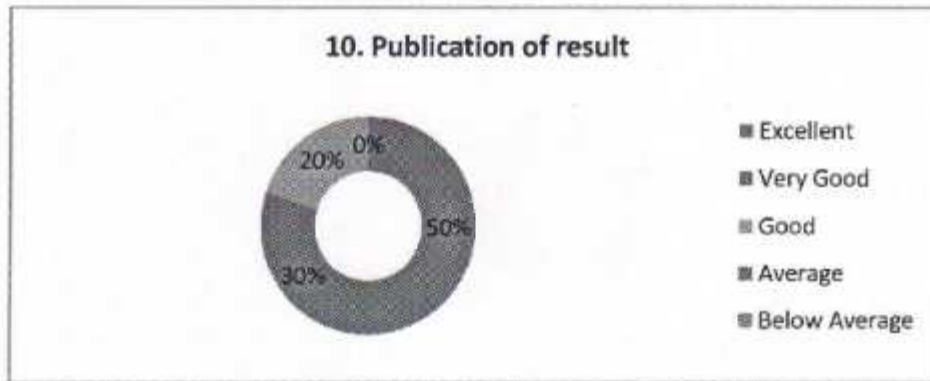
Inference:

The above table showed that 20% of the students felt that there is excellent laboratory facility, 55% of the students felt that there is very good laboratory facility, 20% of the students felt that there is good laboratory facility and 5% of the students felt that there is average laboratory facility.



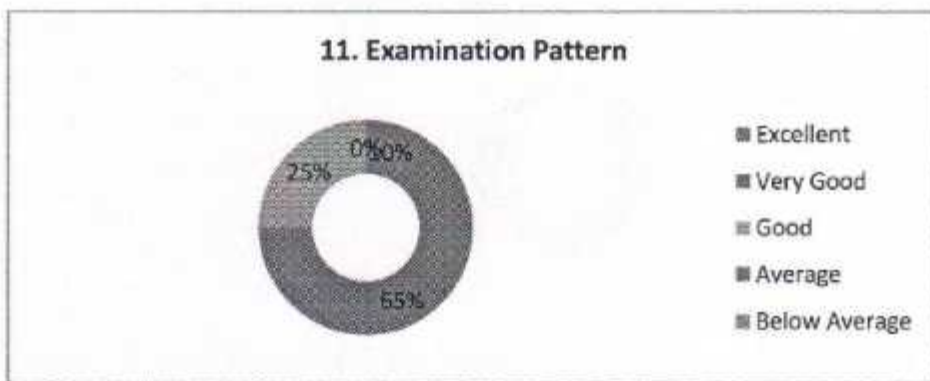
Inference:

The above table showed that 30% of the students felt that there is excellent computer facility, 25% of the students felt that there is very good computer facility, and 45% of the students felt that there is good computer facility.



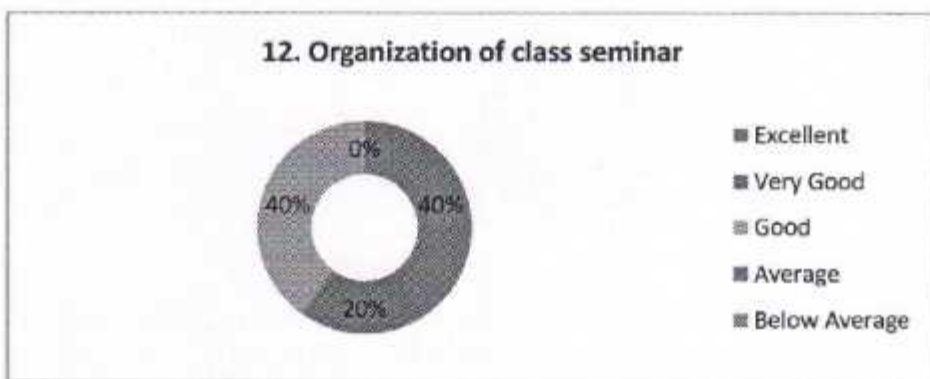
Inference:

The above table showed that 50% of the students felt that there is excellent publication of result, 30% of the students felt that there is very good publication of result, 26% of the students felt that there is good publication of result, and 20% of the students felt that there is average publication of result.



Inference:

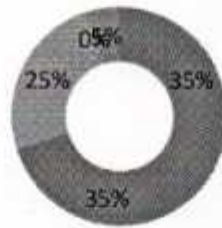
The above table showed that 10% of the students felt that there is excellent examination pattern, 65% of the students felt that there is very good examination pattern, and 25% of the students felt that there is good examination pattern.



Inference:

The above table showed that 40% of the students felt that there is excellent organisation of class seminar, 20% of the students felt that there is very good organisation of class seminar, and 40% of the students felt that there is good organisation of class seminar.

13. Extra-curricular activities



- Excellent
- Very Good
- Good
- Average
- Below Average

Inference:

The above table showed that 35% of the students felt that there is excellent extra-curricular activities, 35% of the students felt that there is very good extra-curricular activities, 25% of the students felt that there is good extra-curricular activities, and 5% of the students felt that there is average extra-curricular activities.

14. Alumni Association



- Excellent
- Very Good
- Good
- Average
- Below Average

Inference:

The above table showed that 20% of the students felt that there is excellent alumni association, 40% of the students felt that there is very good alumni association, and 40% of the students felt that there is good alumni association.

ACTION TAKEN

Based on the above analysis it is concluded that the student's feedback were strongly agreed in the majority of the questions. So we try to sustain the same and improve on the need base.

Head of the Department


HEAD OF THE DEPARTMENT
PG & RESEARCH DEPARTMENT OF COMMERCE
K.M.G. COLLEGE OF ARTS & SCIENCE
GUDIYATTAM - 635-803

Principal

PRINCIPAL
K.M.G. COLLEGE OF ARTS & SCIENCE
GUDIYATTAM - 635 803.

2019-2020
DEPARTMENT OF BBA
STUDENTS FEEDBACK ANALYSIS

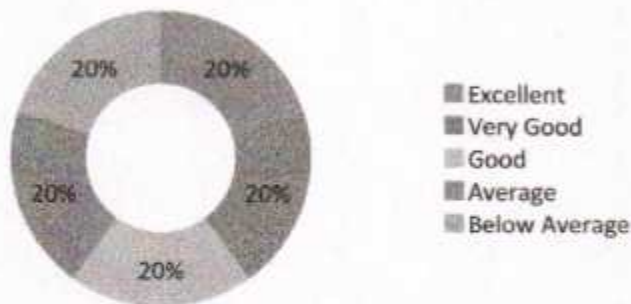
1. Academic Atmosphere in Department



Inferences:

The academic atmosphere in department 27% of students stated that excellent; 27% of students stated that good; 20% stated that very good; 13% stated that average; 13% stated that below average.


2. Standard of teaching



Inferences:

The standard of teaching 20% of students stated that excellent; 20% stated that very good; 20% stated that good; 20% stated that below average; 20% stated that average.


3. Student-Teacher Interaction



Inferences:

The student teacher interaction is 33% of students are said that very good; 27% of students are said that excellent; 20% said that below average; 13% said that average; 7% said that below average.

4. Discipline

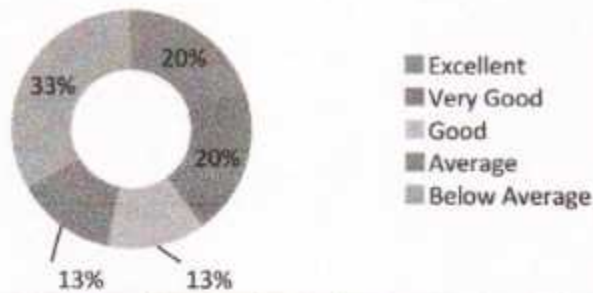


Inferences:

The discipline in college campus 25% of students are said that good; 25% said that average; 25% said that very good; 25% said that excellent.

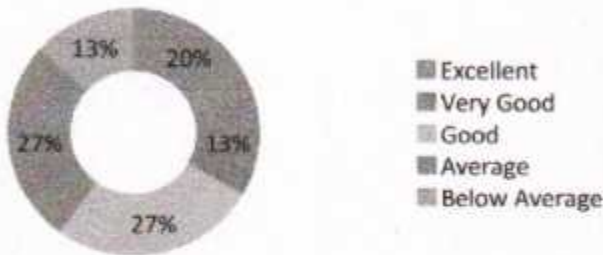
Inferences:

5. Relevance of syllabus for their future career



The relevance of syllabus is based on their future career 34% of students stated that below average; 20% stated that excellent; 20% stated that very good; 13% stated that good; 13% stated that average.

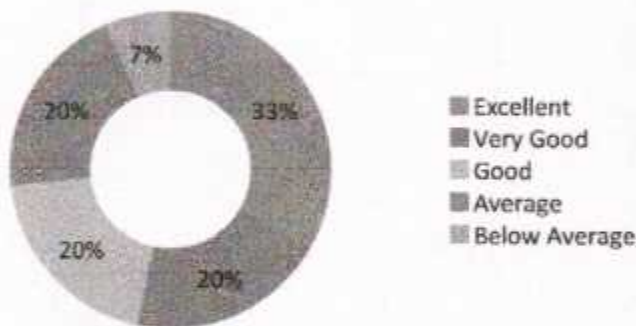
6. Attending student grievances



Inferences:

The mechanism to attending and resolving students grievances 27% of students said that good; 27% said that average; 20% said that excellent; 13% said that very good; 13% said that below average.

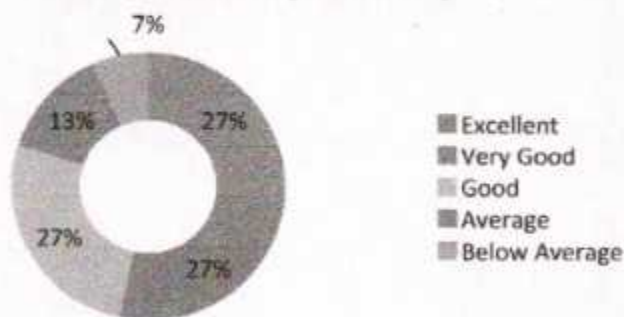
7. Seminar Library Facility



Inferences:

The availability of books in library 33% of students said that excellent; 20% said that good; 20% said that very good; 20% said that below average; 7% said that average.

8. Laboratory Facility



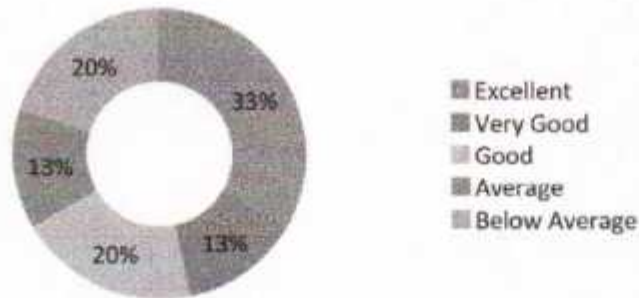
Inferences:

The availability of laboratory 27% of students said that very good; 27% said that good; 27% said that excellent; 13% said that average; 6% said that below average.

Inferences:


The availability of computer facility 34% of students said that excellent; 20% said that good; 13% said that very good; 13% said that average; 20% said that

9. Computer Facility



below average.

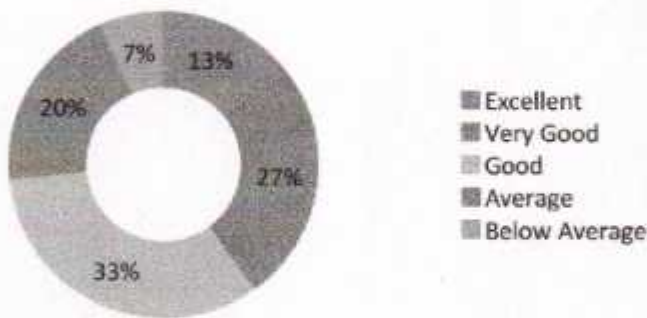
10. Publication of result



Inferences:

The publication of results 27% of students said that good; 27% said that very good; 27% said that excellent; 13% said that below average; 6% said that average.

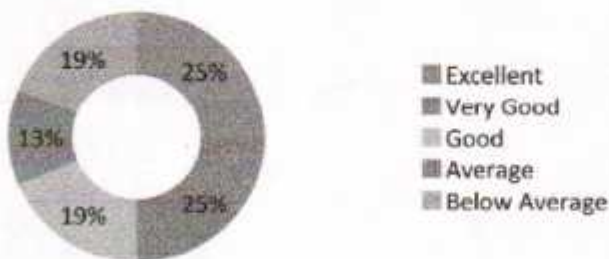
11. Examination Pattern



Inferences:

The examination pattern 33% of students are said that good; 27% said that very good; 20% said that average; 13% said that excellent; 7% said that below average.

12. Organization of class seminar




Inferences:

The organization of class seminar 25% of students are said that excellent; 25% said that very good; 19% said that good; 19% said that below average; 12% said that average.

Inferences:

The extra curricular activities 27% of students said that average; 20% said that good; 20% said that very good; 20% said that excellent; 13% said that

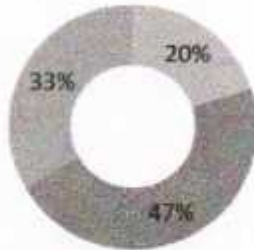
13. Extra-curricular activities



■ Excellent
 ■ Very Good
 ■ Good
 ■ Average
 ■ Below Average

below average.

14. Alumni Association



■ Excellent
 ■ Very Good
 ■ Good
 ■ Average
 ■ Below Average

Inferences:

The alumni association activities 47% of students said that average; 33% said that below average; 20% said that good.

S. No.	FEEDBACK	ACTION TAKEN
1.	Infrastructure of the college library and lab facility	Well equipped lab are arranged for the students in the campus
2.	The washrooms are clean and properly maintained in the college campus 40% of parents said that poor	The washroom was cleaned daily every two hour once
3.	Canteen facilities need to provide morning breakfast	Provision will make soon

R. Manikandan

Head of the Department

Dr. R. MANIKANDAN, M.Sc., (C.S.), B.Ed., M.B.A., M.Phil., Ph.D.,
 HOD
 Department of Business Administration
 KMG College of Arst & Science
 Gudiyattam.

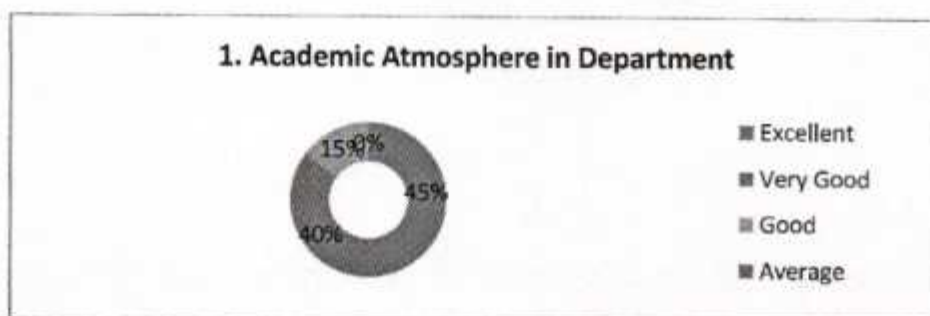
[Signature]
Principal

PRINCIPAL
 K.M.G. COLLEGE OF ARTS & SCIENCE
 GUDIYATTAM - 635 803.
 VELLORE DISTRICT.

2019-2020


DEPARTMENT OF BIO CHEMISTRY

STUDENTS FEEDBACK ANALYSIS



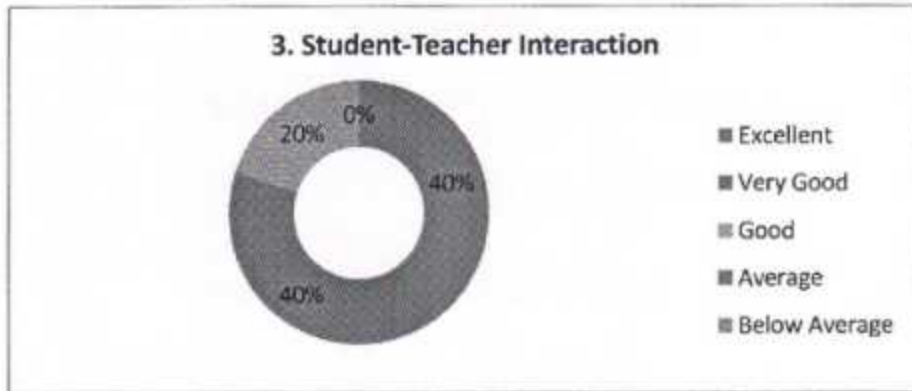
The majority of students—45% who gave very positive feedback and 40% who gave positive feedback—said they considered the academic environment to be both helpful and interesting.

We have worked to keep the level of the current student feedback at or above it.




A whopping 40% of the students rated the lecture a very high rating for organisation and structure. 35% of the students gave good feedback, saying they thought the lecture was well-structured and arranged.

We made an effort to keep the level of the most recent student feedback there or higher.



We received 40% great comments, which meant that the teacher was qualified to teach this particular course.

40% of the feedback we received was really positive and reflected the student's efforts to maintain or even raise the bar set by their most recent comments.



45% of students rated the discipline on campuses excellent feedback.
40% of the students donated generously to the campus discipline

5. Relevance of syllabus for their future career



15% on average of the students' feedback for syllabus completion was based on information from assignments and lectures.

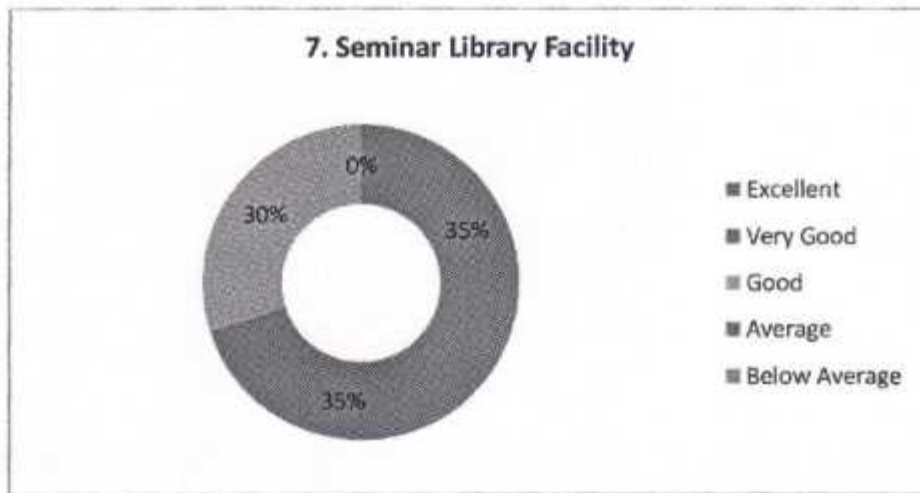
We have increased the preparation of the material for future careers in an effort to maintain the higher level of the lecture and assignment.

6. Attending student grievances

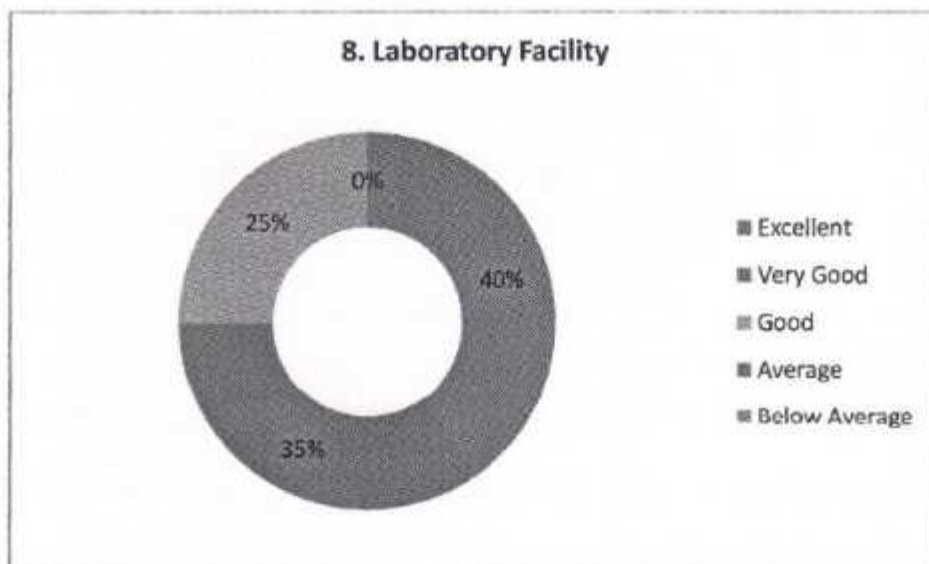


The students awarded the staff and campus 45% of excellent complaints.

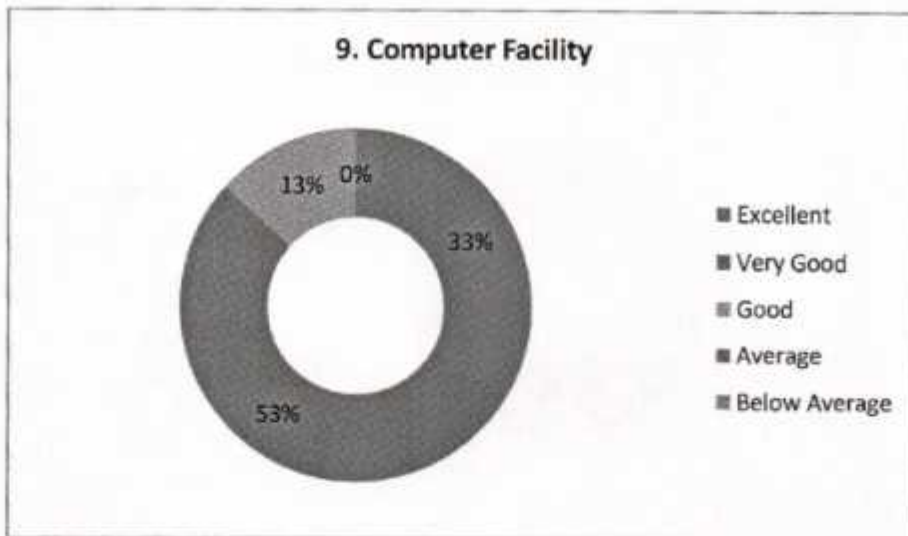
40% of students provided the staff and camp with very positive reviews.



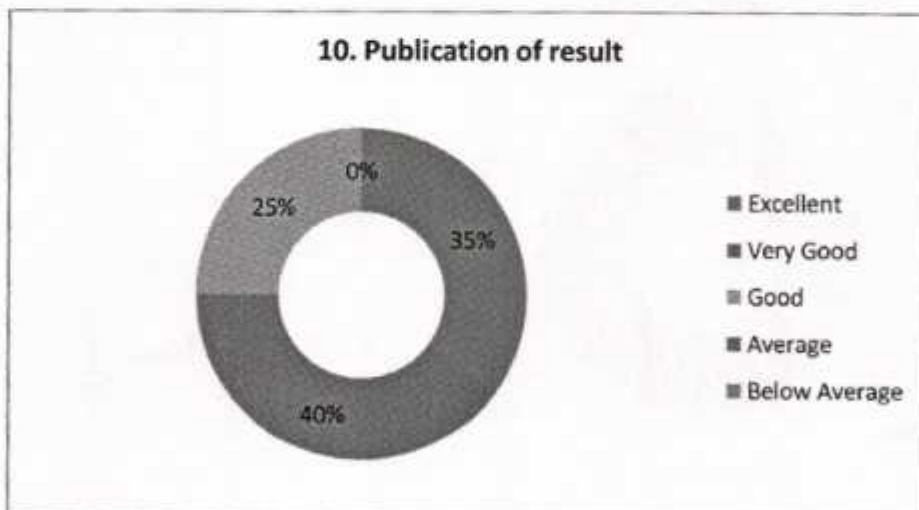
35% of students awarded the seminar and library staff members who assisted them in achieving their career goals excellent comments. Because of our efforts, 35% of the students' favourable feedback has been kept at or above it.




The normal reaction from pupils who regularly attend practical classes. We make a lot of effort to increase the proportion of students who regularly attend the practical's high feedback evaluations.



33% of students expressed satisfaction with their computing class. We have made an effort to maintain the most recent student feedback's level at or higher than it (53% of students assessed our performance as very good).



35% of people had favourable opinions on the most recent improvements in the field the grade of the most recent publishing outcome. Thanks to our efforts, feedback has been preserved at or above it.

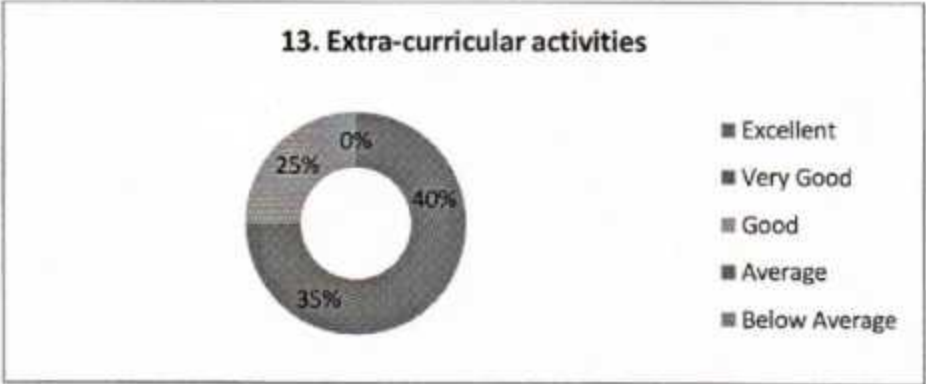


In an effort to maintain the higher level of the lecture and assignments, 40% of the typical student response relates to the scheduling of the examination



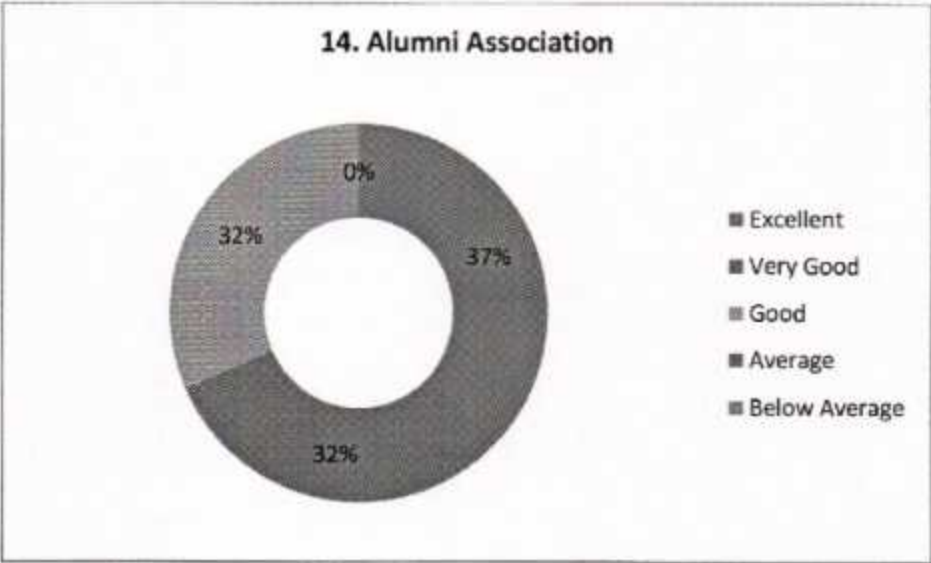
35% of students gave teachers great feedback on how they used class seminar organisation to maintain students' high standards of quality.

Good Seminar Effect on 35% of Students



40% of students gave the extracurricular activities that matched their interests an extremely positive review. The level of the most recent student feedback has been kept at or above it because of our efforts

87.55 percent of students gave positive feedback for helping them achieve their job goals. Thanks to our efforts, the level of the most current student feedback has been maintained at or above it.



37% of students expressed appreciation for the support in achieving their career objectives. Our efforts have allowed us to keep the majority of ALUMI feedback at or above this level.

D. C. Kanthigodan
HOD

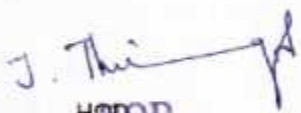
HOD
PG & RESEARCH DEPARTMENT OF BIOCHEMISTRY
K.M.G. COLLEGE OF ARTS & SCIENCE

[Signature]
PRINCIPAL

PRINCIPAL
K.M.G. COLLEGE OF ARTS & SCIENCE
GUDIYATTAM - 635 803,
VELLORE DISTRICT

**K.M.G COLLEGE OF ARTS AND SCIENCE,
GUDIYATTAM - 635 803
PG AND RESEARCH DEPARTMENT OF BIOCHEMISTRY
Action Taken Report on Students Feedback 2019-20**


S NO.	Areas Need Improvement/Suggestions	Action Taken
1	40% of students gave the extracurricular activities that matched their interests an extremely positive review. The level of the most recent student feedback has been kept at or above it because of our efforts	In an effort to keep the syllabus has good balance between theory and application


HOD
PG & RESEARCH DEPARTMENT OF BIOCHEMISTRY
K.M.G. COLLEGE OF ARTS & SCIENCE


PRINCIPAL
PRINCIPAL
K.M.G. COLLEGE OF ARTS & SCIENCE
GUDIYATTAM - 635 803.
VELLORE DISTRICT.

2019-2020
DEPARTMENT OF MICRO BIOLOGY
STUDENTS FEEDBACK ANALYSIS

1. Academic Atmosphere in Department



- Excellent
- Very Good
- Good
- Average

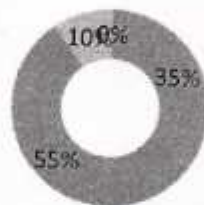
Inference:

40% of students had stated that the academic atmosphere in department was Very Good,; 50% of students had stated that the academic atmosphere in department was Excellent,; 10% of students had stated that the content of the subject was Good.

Action Taken:

We had received positive feedback hence we will maintain the same in the future academic years

2. Standard of teaching



- Excellent
- Very Good
- Good
- Average
- Below Average

Inference:

35% of students had stated that the standard of teaching was Excellent,; 55% of students had stated that the standard of teaching Very Good, , 10% of students had stated that the standard of teaching was Good,.

Action Taken:

We had received positive feedback hence we will maintain the same in the future academic years

3. Student-Teacher Interaction



- Excellent
- Very Good
- Good

Inference:

50% of students had stated that the student teachers interaction was Very Good, 30% of students had stated that the student teachers interaction was Excellent,; 20% of students had stated that the student teachers interaction was Good.

Action Taken:

We had received positive feedback hence we will maintain the same in the future academic years

4. Discipline



Inference:

53% of students had stated that the discipline was Very Good,; 5% of students had stated that the was Good,; 42% of students had stated that the discipline was Excellent.

Action Taken:

We had received positive feedback hence we will maintain the same in the future academic years

5. Relevance of syllabus for their future career



Inference:

40% of students had stated that the relevance of syllabus for their future career was Very Good,; 15% of students had stated that the relevance of syllabus for their future was Good, 45% of students had stated that the relevance of syllabus for their future was Excellent.

Action Taken:

We had received positive feedback hence we will maintain the same in the future academic years

6. Attending student grievances

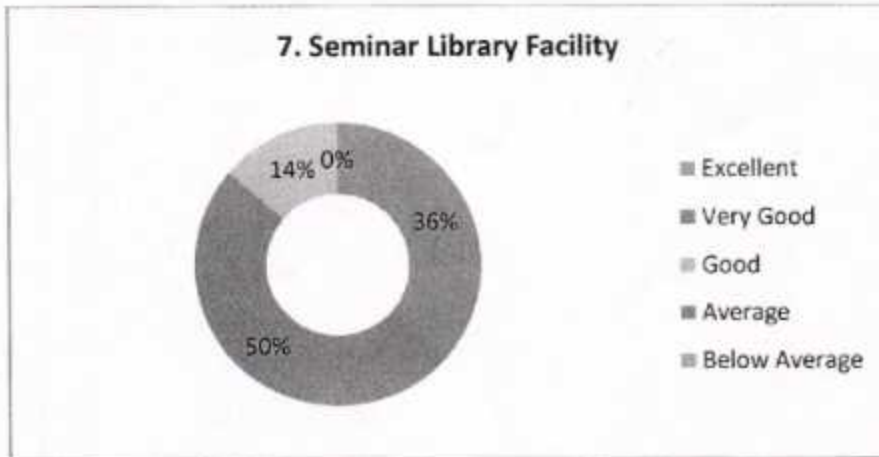


Inference:

53% of students had stated that the attending student grievances was Very Good,; 26% of students had stated that the attending student grievances was Good,; 21% of students had stated that the attending student grievances was Excellent.

Action Taken:

We had received positive feedback hence we will maintain the same in the future academic years

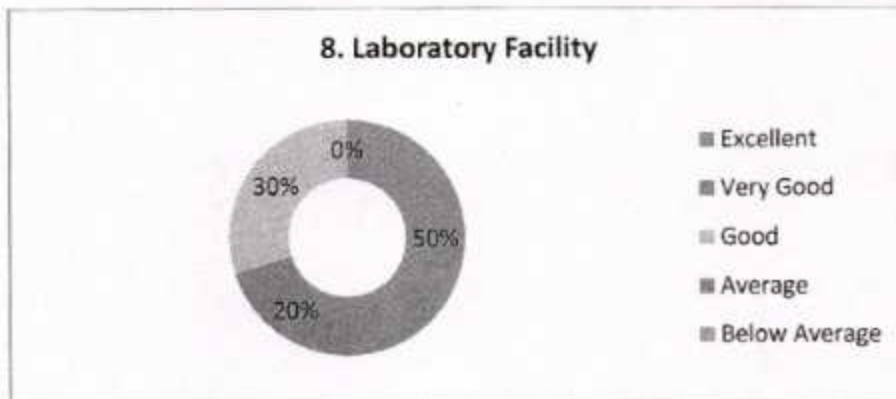


Inference:

14% of students had stated that the seminar library facility was Good, 50% of students had stated that the seminar library facility Very Good,; 36% of students had stated that the seminar library facility was Excellent.

Action Taken:

We had received positive feedback hence we will maintain the same in the future academic years



Inference:

20% of students had stated that the laboratory facility was Very Good,; 30% of students had stated that the was Good ;50% of students had stated that the laboratory facility was Excellent,.

Action Taken:

We had received positive feedback hence we will maintain the same in the future academic years

9. Computer Facility



- Excellent
- Very Good
- Good
- Average
- Below Average

Inference:

20% of students had stated that the computer facility was Good,; 5% of students had stated that the computer facility was Average,; 25% of students had stated that the computer facility was Very Good,; 50% of students had stated that the computer facility was Excellent,

Action Taken:

We had received positive feedback hence we will maintain the same in the future academic years

10. Publication of result



- Excellent
- Very Good
- Good
- Average
- Below Average

Inference:

50% of students had stated that the publication of result was Very Good,; 20% of students had stated that the publication of result was Excellent,; 30% of students had stated that the publication of result was Good.

Action Taken:

We had received positive feedback hence we will maintain the same in the future academic years

11. Examination Pattern



- Excellent
- Very Good
- Good

Inference:

35% of students had stated that the examination pattern was Very Good,; 15% of students had stated that the examination pattern was Good,; 5% of students had stated that the examination pattern was Average,; 45% of students had stated that the examination pattern was Excellent.

Action Taken:

We had received positive feedback hence we will maintain the same in the future academic years

12. Organization of class seminar



Inference:

15% of students had stated that the organization of class seminar was Good; 45% of students had stated that the organization of class seminar was Very Good; 40% of students had stated that the organization of class seminar was Excellent.

Action Taken:

We had received positive feedback hence we will maintain the same in the future academic years

13. Extra-curricular activities



Inference:

30% of students had stated that the extra curricular activities was Very Good, 10% of students had stated that the extra curricular activities was Good; 5% of students had stated that the extra curricular activities was Average; 55% of students are stated that the extra curricular activities was Excellent.

Action Taken:

We had received positive feedback hence we will maintain the same in the future academic years

14. Alumni Association



Inference:

55% of students had stated that the alumni association was Very Good, 5% of students are stated that the alumni association was Average; 25% of students had stated that the alumni association was excellent 15% of students had stated that the alumni association was good.

Action Taken:

We had received positive feedback hence we will maintain the same in the future academic years


Head of the department

HEAD OF THE DEPARTMENT
PG & RESEARCH DEPARTMENT OF MICROBIOLOGY,
K.M.G. COLLEGE OF ARTS & SCIENCE
GUDIYATTAM - 635 803

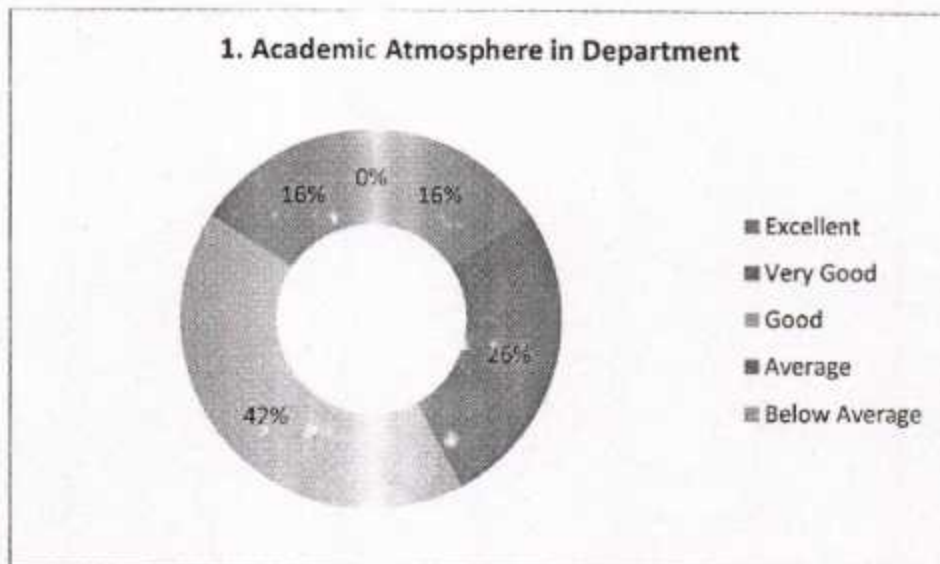

Principal

PRINCIPAL
K.M.G. COLLEGE OF ARTS & SCIENCE
GUDIYATTAM - 635 803.

2019-2020


DEPARTMENT OF COMMERCE CA

STUDENTS FEEDBACK ANALYSIS



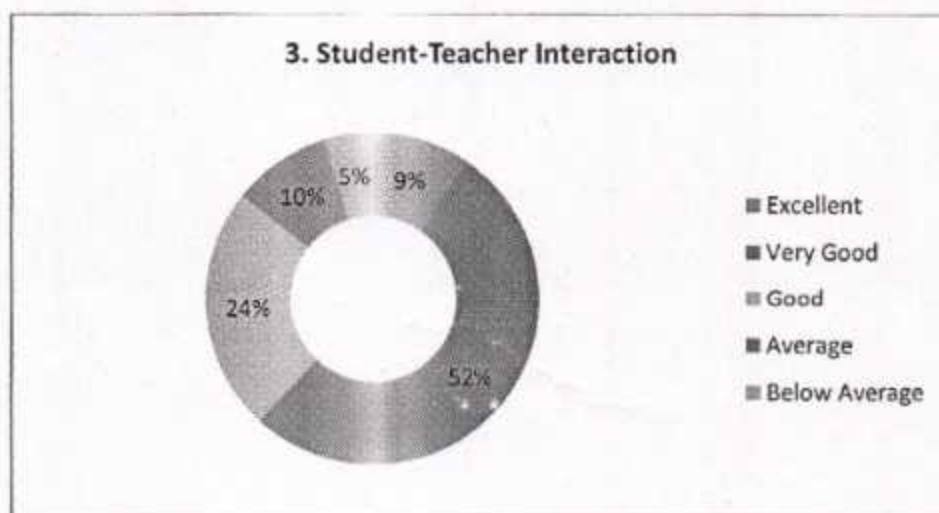
Inference:

The above table showed that 16% of the students felt that there is excellent academic atmosphere in department, 26% of the students felt that there is very good academic atmosphere in the department, 42% of the students felt that there is good academic atmosphere in the department and 16% of the students felt that there is average academic atmosphere in the department.



Inference:


The above table showed that 16% of the students felt that there is excellent standard of teaching, 26% of the students felt that there is very good standard of teaching, 32% of the students felt that there is good standard of teaching, 16% of the students felt that there is average standard of teaching and 10% of the students felt that there is below average standard of teaching.



Inference:

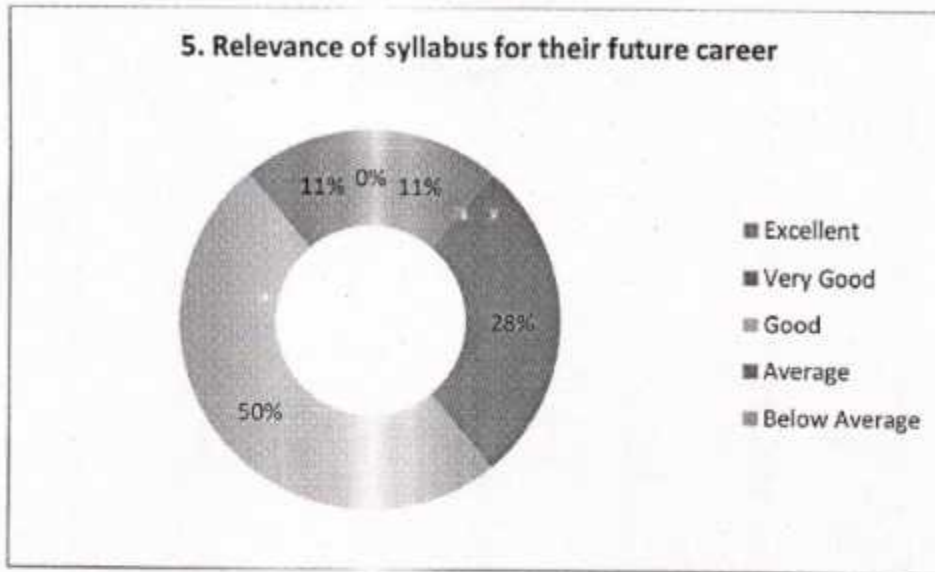
The above table showed that 9% of the students felt that there is excellent student – teacher interaction, 52% of the students felt that there is very good student – teacher interaction,

24% of the students felt that there is good student – teacher interaction, 10% of the students felt that there is average student – teacher interaction and 5% of the students felt that there is below average student-teacher interaction.



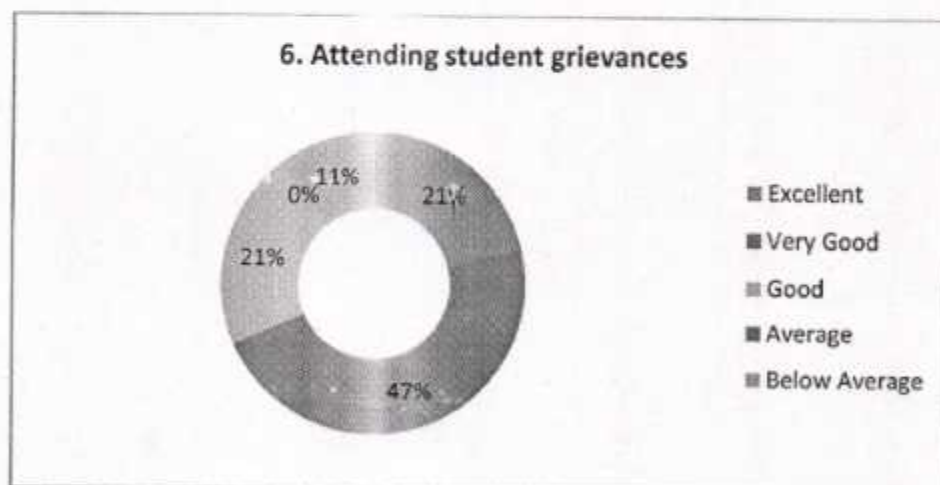
Inference:

The above table showed that 25% of the students felt that there is excellent discipline, 25% of the students felt that there is very good discipline, 15% of the students felt that there is good discipline, 20% of the students felt that there is average discipline and 15% of the students felt that there is below average discipline.



Inference:

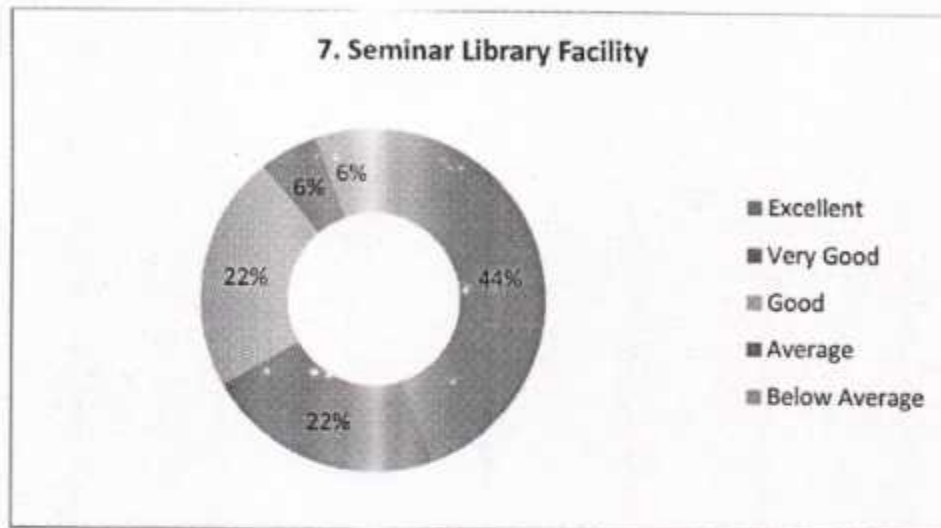
The above table showed that 11% of the students felt that there is excellent relevance of syllabus for their future career, 28% of the students felt that there is very good relevance of syllabus for their future career, 50% of the students felt that there is good relevance of syllabus for their future career and 11% of the students felt that there is average relevance of syllabus for their future career.



Inference:

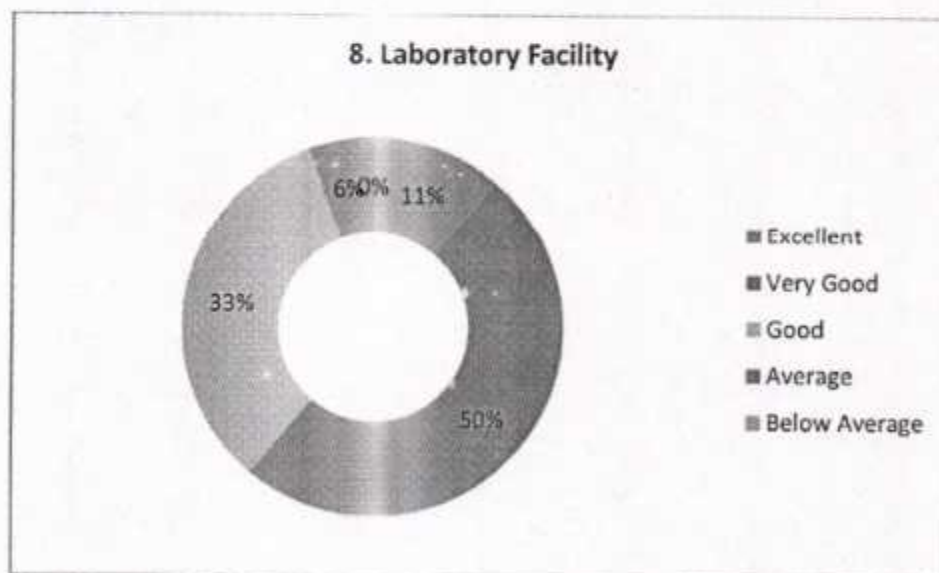
The above table showed that 21% of the students felt that there is excellent attending of student grievances, 47% of the students felt that there is very good attending of student

grievances, 21% of the students felt that there is good attending of student grievances and 11% of the students felt that there is below average attending of student grievances.



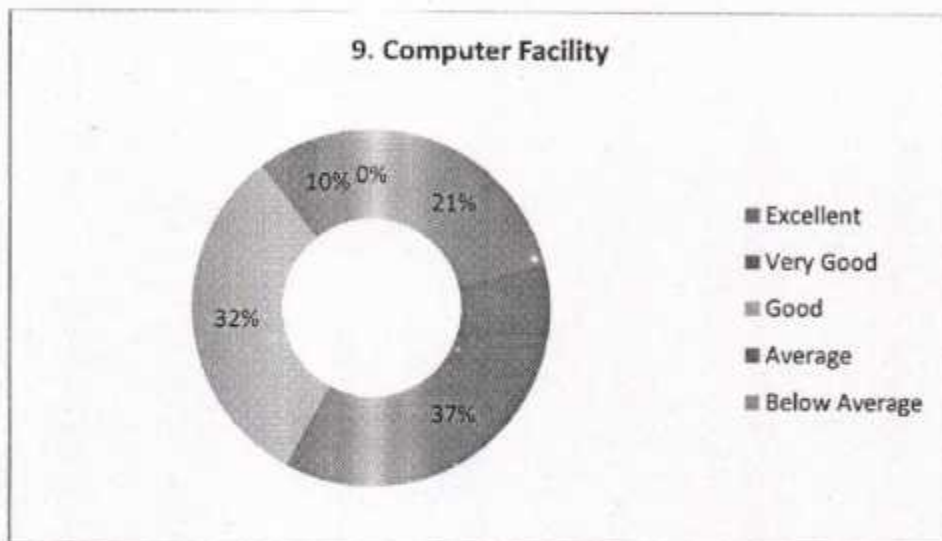
Inference:

The above table showed that 44% of the students felt that there is excellent seminar library facility, 22% of the students felt that there is very good seminar library facility, 22% of the students felt that there is good seminar library facility, 6% of the students felt that there is average seminar library facility and 6% of the students felt that there is below average seminar library facility.



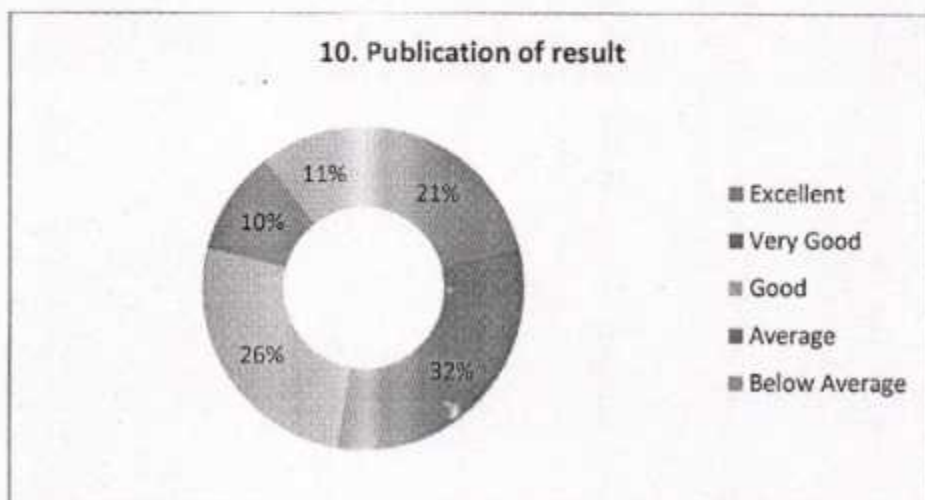
Inference:

The above table showed that 11% of the students felt that there is excellent laboratory facility, 50% of the students felt that there is very good laboratory facility, 33% of the students felt that there is good laboratory facility and 6% of the students felt that there is average laboratory facility.




Inference:

The above table showed that 21% of the students felt that there is excellent computer facility, 37% of the students felt that there is very good computer facility, 32% of the students felt that there is good computer facility and 10% of the students felt that there is average computer facility.



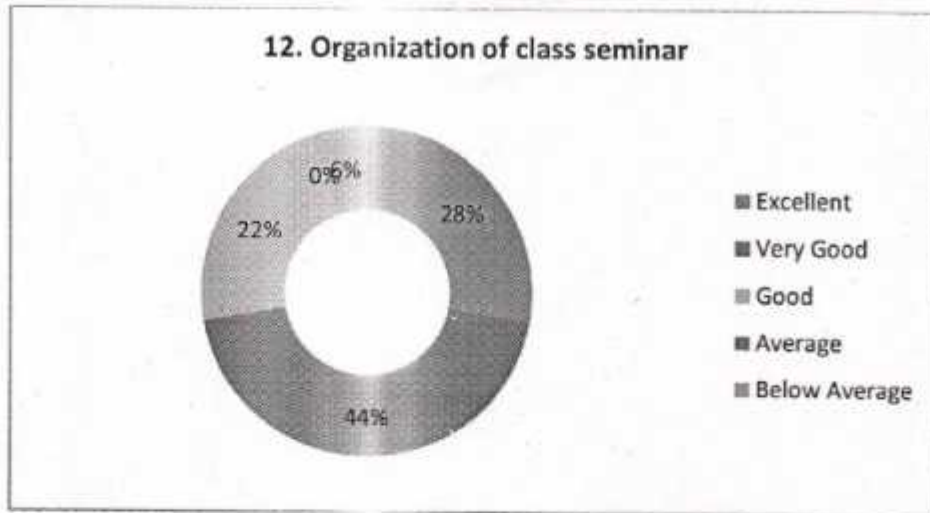
Inference:

The above table showed that 21% of the students felt that there is excellent publication of result, 32% of the students felt that there is very good publication of result, 26% of the students felt that there is good publication of result, 10% of the students felt that there is average publication of result and 11% of the students felt that there is below average publication of result.




Inference:

The above table showed that 16% of the students felt that there is excellent examination pattern, 31% of the students felt that there is very good examination pattern, 32% of the students felt that there is good examination pattern and 21% of the students felt that there is average examination pattern.



Inference:

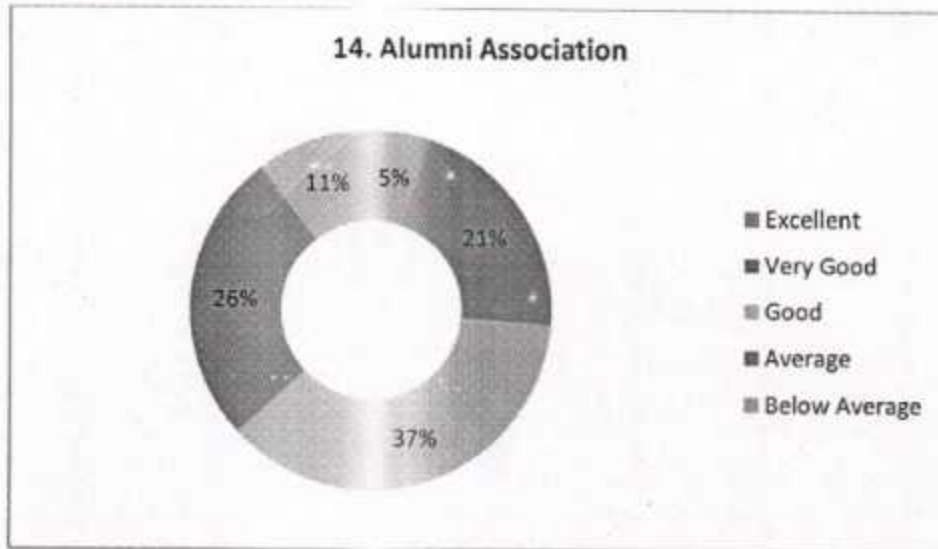
The above table showed that 28% of the students felt that there is excellent organisation of class seminar, 44% of the students felt that there is very good organisation of class seminar 22% of the students felt that there is good organisation of class seminar and 6% of the students felt that there is below average organisation of class seminar.



Inference:

The above table showed that 5% of the students felt that there is excellent extra-curricular activities, 33% of the students felt that there is very good extra-curricular activities, 29% of the students felt that there is good extra-curricular activities, 24% of the students felt that there is

average extra-curricular activities and 9% of the students felt that there is below average extra-curricular activities.



Inference:

The above table showed that 5% of the students felt that there is excellent alumni association, 21% of the students felt that there is very good alumni association, 37% of the students felt that there is good alumni association, 26% of the students felt that there is average alumni association and 11% of the students felt that there is below average alumni association.

ACTION TAKEN:

Based on the above analysis majorith of the students feedback were excellent and very good. So our college sustain the same and improve based on the need.

HOD

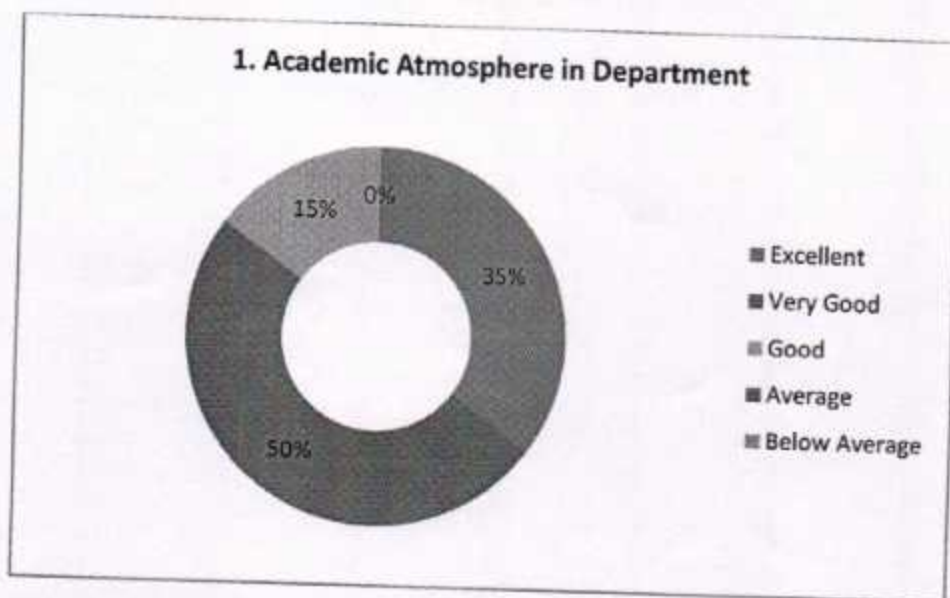
PG Department of Commerce (CA)
KMG College of Arts and Science,
Gudiyattam - 635 803. Vellore Dist.

PRINCIPAL
K.M.G. COLLEGE OF ARTS & SCIENCE
GUDIYATTAM - 635 803

KMG COLLEGE OF ARTS AND SCIENCE


PG AND RESEARCH DEPARTMENT OF CHEMISTRY

STUDENT FEEDBACK 2019-2020



Inference:

The above table showed that the students to give the for department 35 % exalant 50 % very good and 15% good that academic atmosphere in department.



Inference:

The above table showed that the teachers to give the for students 35 % exalant 50 % very good and 15% good that standard of teaching.

3. Student-Teacher Interaction



- Excellent
- Very Good
- Good
- Average

Inference:

The above table showed that the students to give feedback for student-teacher interaction is 40% excellent, 55% very good and 5% Good.

4. Discipline




- Excellent
- Very Good
- Good
- Average
- Below Average

Inference:

The above table showed that students feedback for Discipline is in the college was 35% excellent, 50% very good and 15% good.

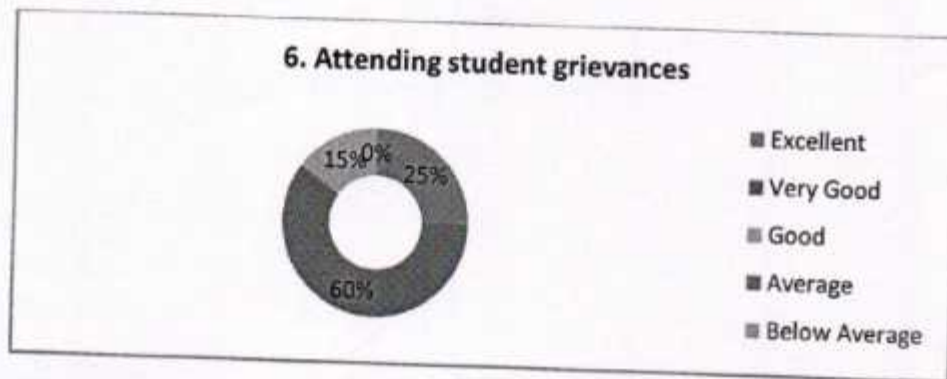
5. Relevance of syllabus for their future career



- Excellent
- Very Good
- Good
- Average

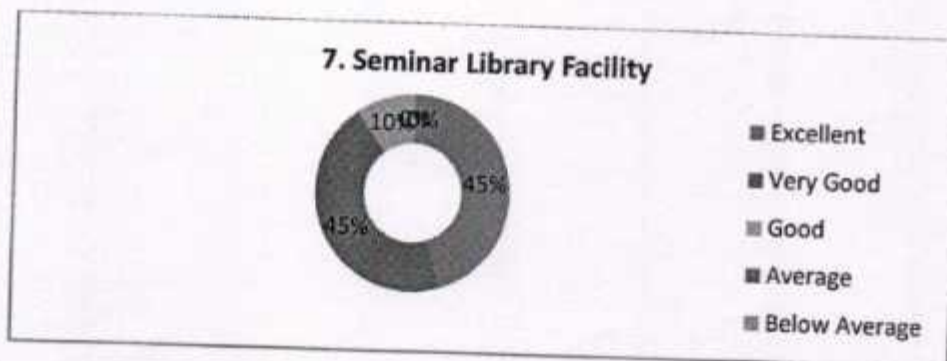
Inference:

The above table showed that students feedback for Relevance of syllabus for their future career was 45% excellent, 40% Very good and 15% Good.



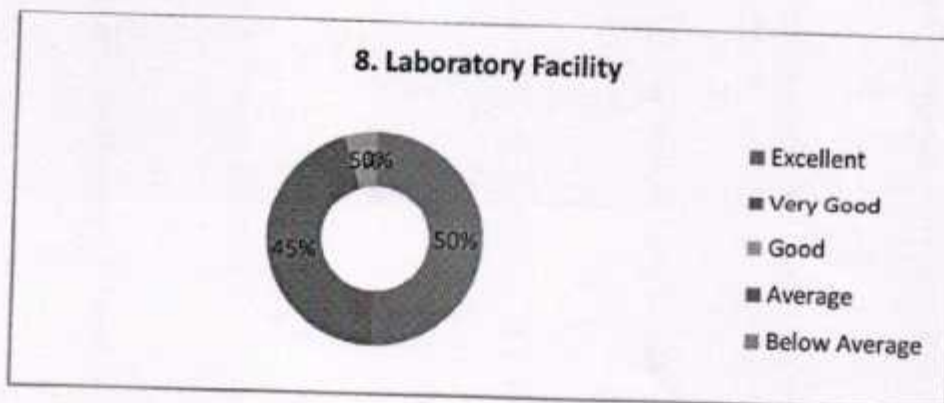
Inference:

The above table showed that the college was Attending student grievances is 25% Excellent, 60% Very good and 15% good.




Inference:

The above table showed that the college provides Seminar Library Facility is 45% excellent, 45% Very good and 10% Good.




Inference:

The above table showed that the college provides Laboratory Facility is 50% excellent, 45% Very good and 5% Good.




Inference:

The above table showed that the college provides Computer Facility is 50% excellent, 40% Very good and 10% Good.



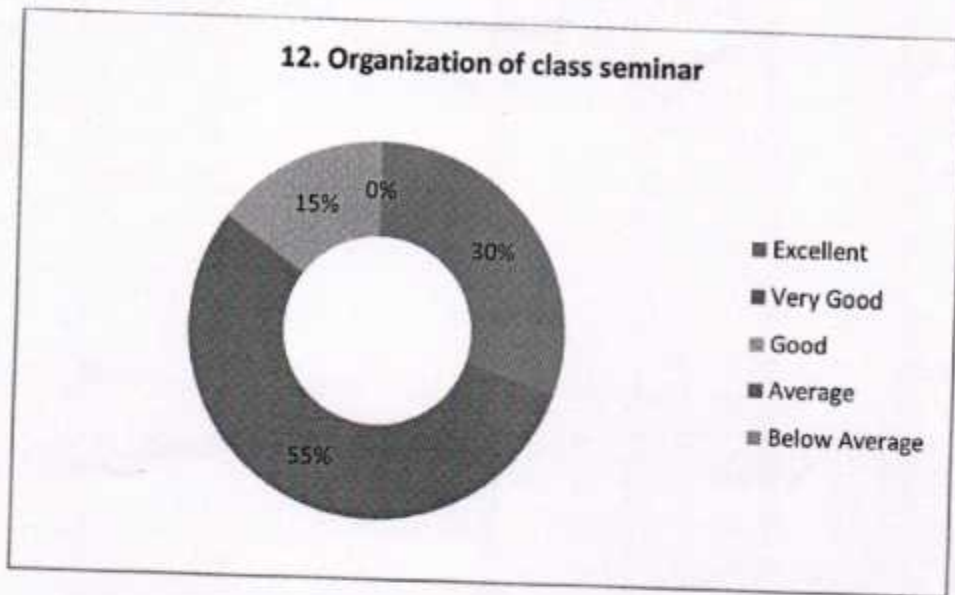
Inference:

The above table showed that the college declare Publication of result is 35% excellent, 50% Very good and 15% Good.



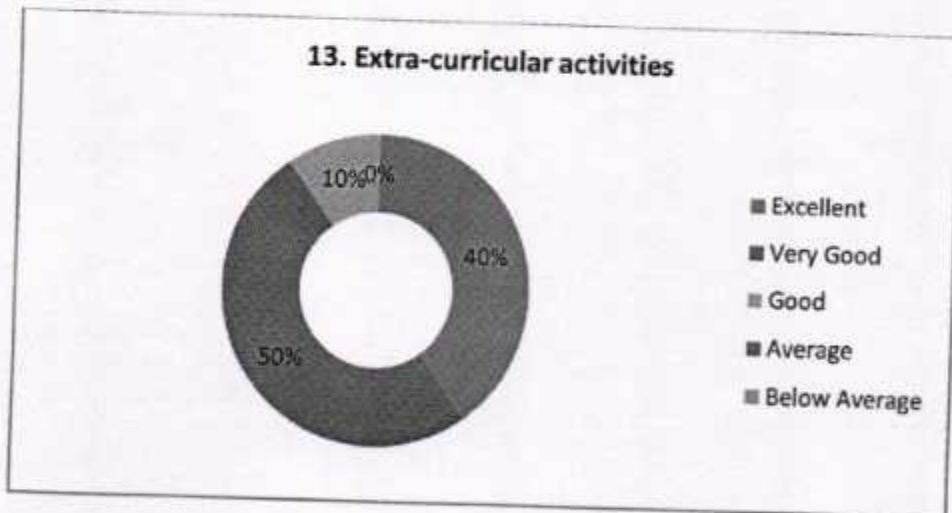
Inference:

The above table showed that the college Examination Pattern is 25% excellent, 70% Very good and 5% Good.



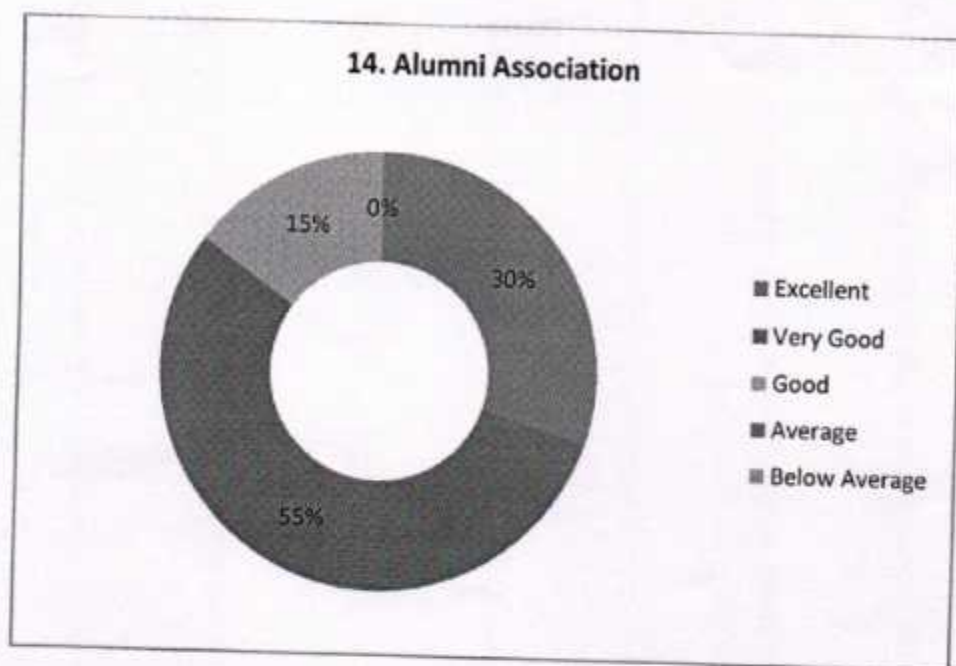
Inference:

The above table showed that the college Organization of class seminar is 30% excellent, 55% Very good and 15% average.



Inference:

The above table showed that the college take care of Extra-curricular activities is 40% excellent, 50% Very good and 10% Good.



Inference:

The above table showed that the college manage Alumni Association is 30% excellent, 55% Very good and 15% Good.

Action Taken:

Based on the above analysis it is concluded that the students feedback were excellent in the majority of the questions. So we follow the same and try to development the same on the need base.

M. S. Sivakami
 Head of the Department
HOD
 PG & RESEARCH DEPARTMENT OF CHEMISTRY
 K.M.G. COLLEGE OF ARTS & SCIENCE

[Signature]
 Principal
PRINCIPAL
 K.M.G. COLLEGE OF ARTS & SCIENCE
 GUDIYATTAM - 635 803.

2019-2020
DEPARTMENT OF ENGLISH
STUDENTS FEEDBACK ANALYSIS

1. Academic Atmosphere in Department



Analysis

The above Doughnut Chart showed that 13% of students felt that Academic atmosphere in Department is Excellent, 50% of students felt very good and 38% of students felt good.

2. Standard of teaching



Analysis


The above Doughnut Chart showed that 18% of students felt that standard of Teaching is Excellent, 47% of students felt very good and 35% of students felt good.

3. Student-Teacher Interaction



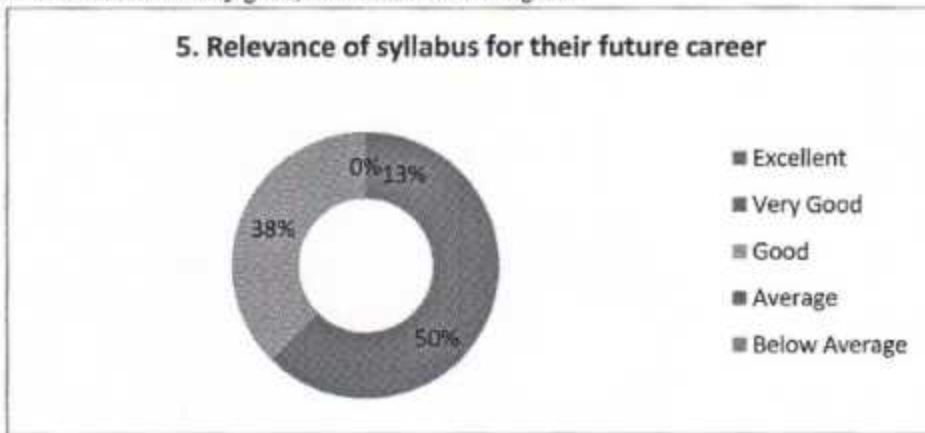
Analysis

The above Doughnut Chart showed that 18% of students felt that Student-Teacher Interaction is Excellent, 47% of students felt very good and 35% of students felt good.



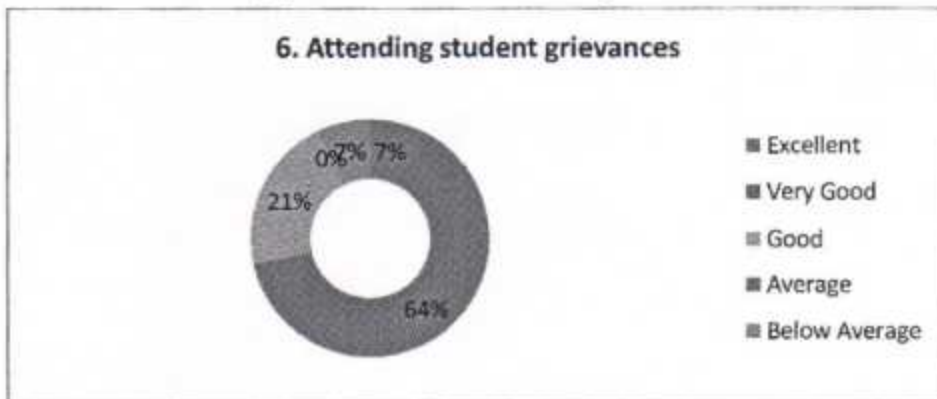
Analysis

The above Doughnut Chart showed that 13% of students felt that Discipline maintain in the College is Excellent,60% of students felt very good, 27% of students felt good.



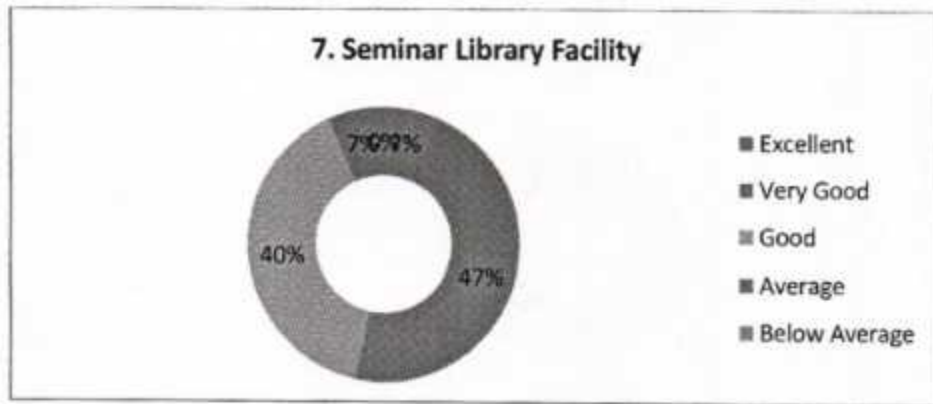
Analysis

The above Doughnut Chart showed that 13% of students felt that Relevance of Syllabus for their future career is Excellent, 50% of students felt very good and 38% of students felt good.



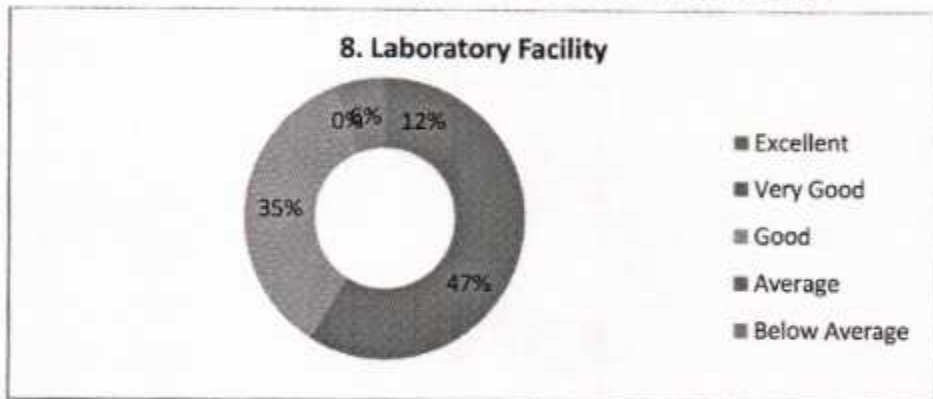
Analysis

The above Doughnut Chart showed that 7% of students felt that Attending student grievances is Excellent,64% of students felt very good,21% of students felt good and 7% of students felt Below Average.



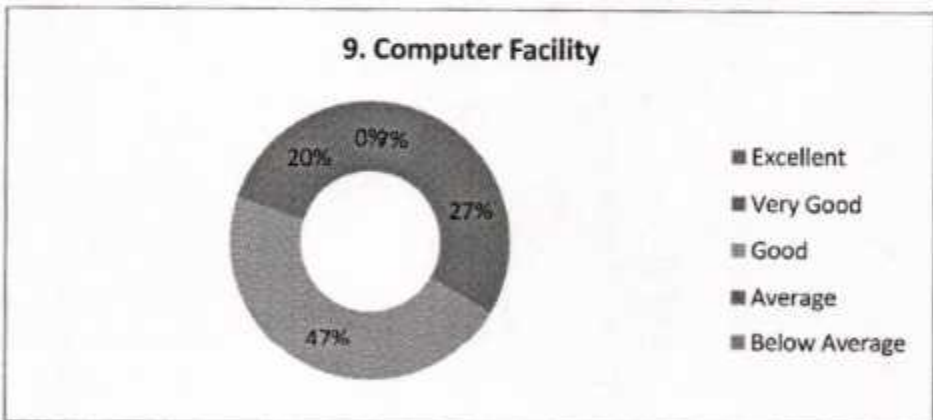
Analysis

The above Doughnut Chart showed that 7% of students felt that Seminar and Library Facilities are Excellent, 47% of students felt very good, 40% of students felt good and 7% of students felt Average.



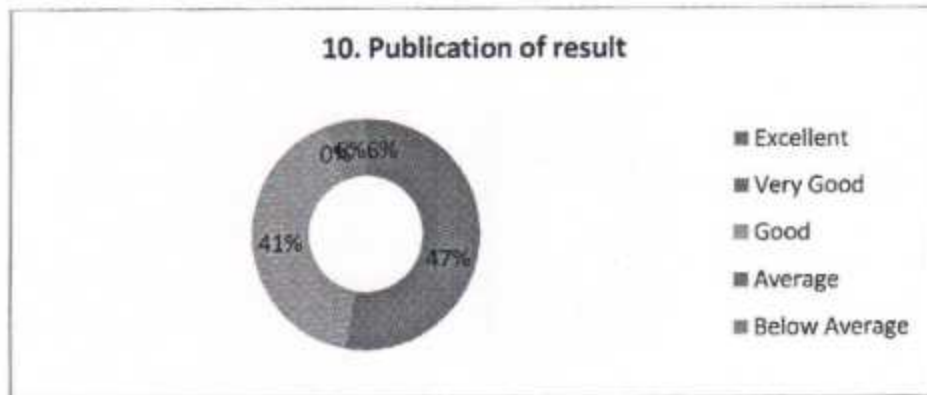
Analysis

The above Doughnut Chart showed that 12% of students felt that Laboratory Facility is Excellent, 47% of students felt very good, 35% of students felt good and 6% of students felt Below Average.




Analysis

The above Doughnut Chart showed that 7% of students felt that Computer Facility is Excellent, 27% of students felt very good, 47% of students felt good and 20% of students felt Average.



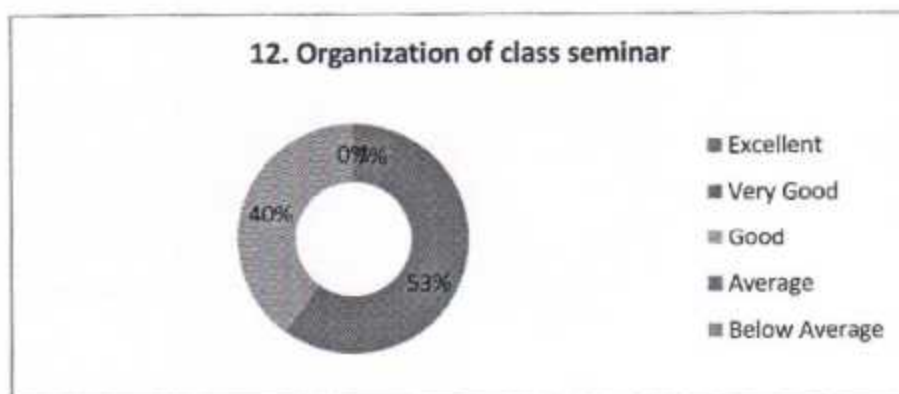
Analysis

The above Doughnut Chart showed that 6% of students felt that Publication of result is Excellent, 47% of students felt very good, 41% of students felt good and 6% of students felt Below Average.



Analysis

The above Doughnut Chart showed that 12% of students felt that Examination Pattern is Excellent, 47% of students felt very good and 41% of students good.



Analysis

The above Doughnut Chart showed that 7% of students felt that Organization of Class seminar is Excellent, 53% of students felt very good and 40% of students felt good.

13. Extra-curricular activities



Analysis

The above Doughnut Chart showed that 7% of students felt that Extra-curricular activities are Excellent, 43% of students felt very good, 43% of students felt good and 7% of students felt Below Average.

14. Alumni Association



Analysis

The above Doughnut Chart showed that 7% of students felt that Alumni Association is Excellent, 43% of students felt very good and 50% of students felt good.

ACTION TAKEN:

Majority of the Student's responses are Favorable and the department should maintain the same for the coming years and also improve some facilities based on the needs of the student.

K. J. Suresh
HOD

HEAD OF THE DEPARTMENT
PG DEPARTMENT OF ENGLISH
K.M.G. COLLEGE OF ARTS & SCIENCE
GUDIYATTAM - 635 803

[Signature]
PRINCIPAL

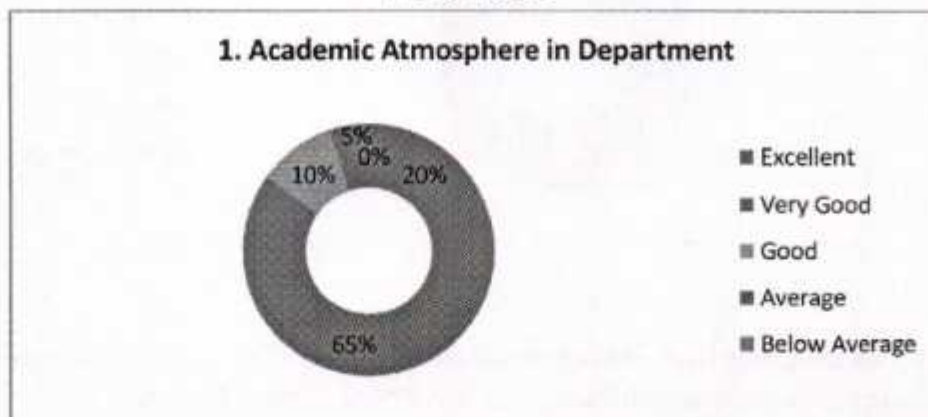
PRINCIPAL
K.M.G. COLLEGE OF ARTS & SCIENCE
GUDIYATTAM - 635 803.

K.M.G.COLLEGE OF ARTS & SCIENCE, GUDIYATTAM-635803.

DEPARTMENT OF MATHEMATICS

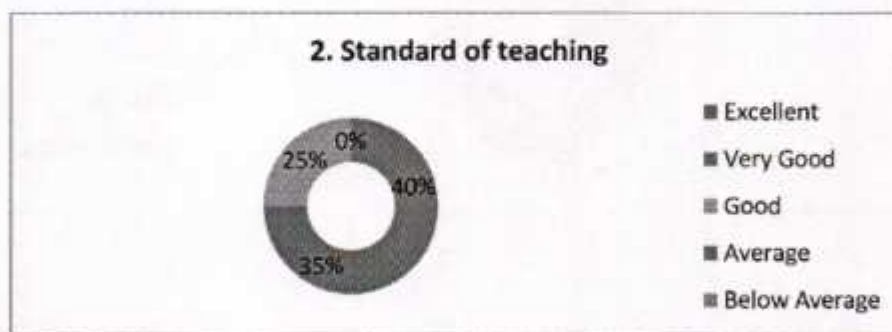
STUDENTS FEEDBACK ANALYSIS

2019-2020




Analysis:

The above Doughnut chart showed that 20% of students felt that Academic atmosphere in Department is Excellent, 65% of students felt very good, 10% of students felt good and 5% of students felt average




Analysis:

The above Doughnut chart showed that 40% of students felt that Standard of Teaching is Excellent, 35% of students felt very good and 25% of students felt good.



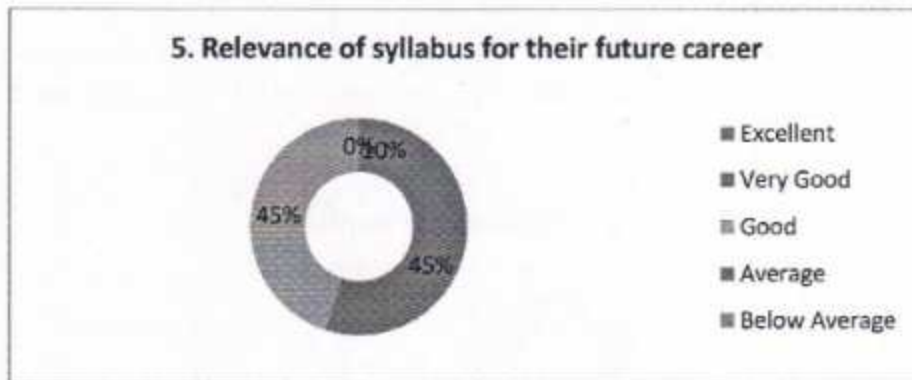
Analysis:

The above Doughnut chart showed that 30% of students felt that Student-Teacher Interaction is Excellent, 50% of students felt very good and 20% of students felt good.



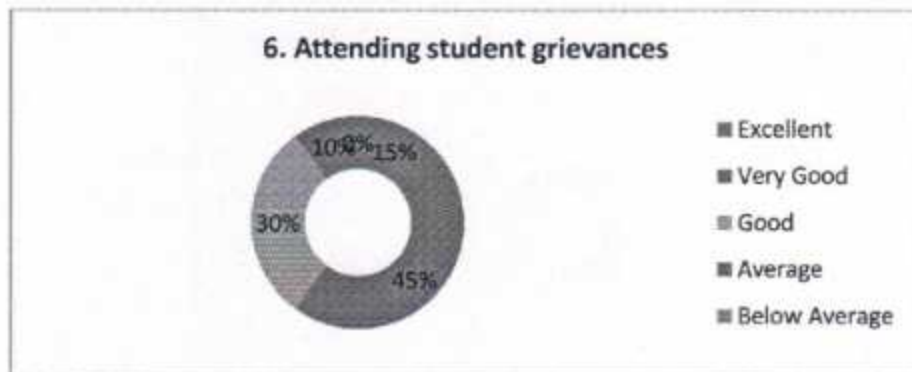
Analysis:

The above Doughnut chart showed that 10% of students felt that Discipline maintain in the College is Excellent,60% of students felt very good and 30% of students felt good .



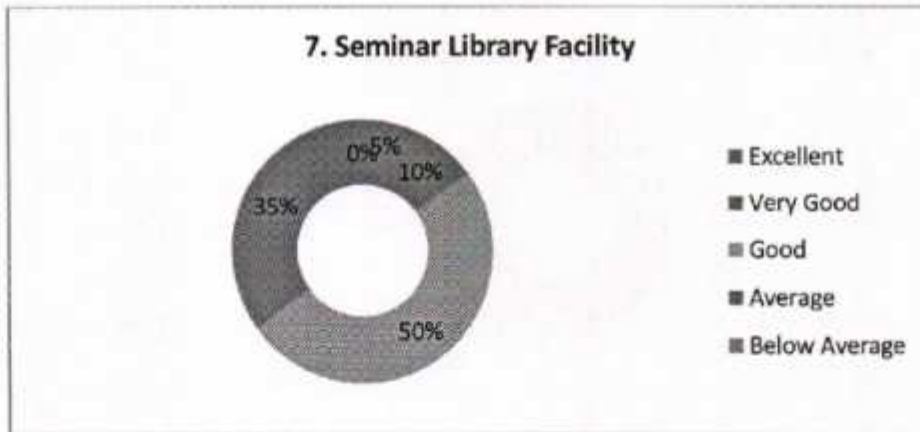
Analysis:

The above Doughnut chart showed that 10% of students felt that Relevance of Syllabus for their future career is excellent ,45% of students felt very good and 45% of students felt good.



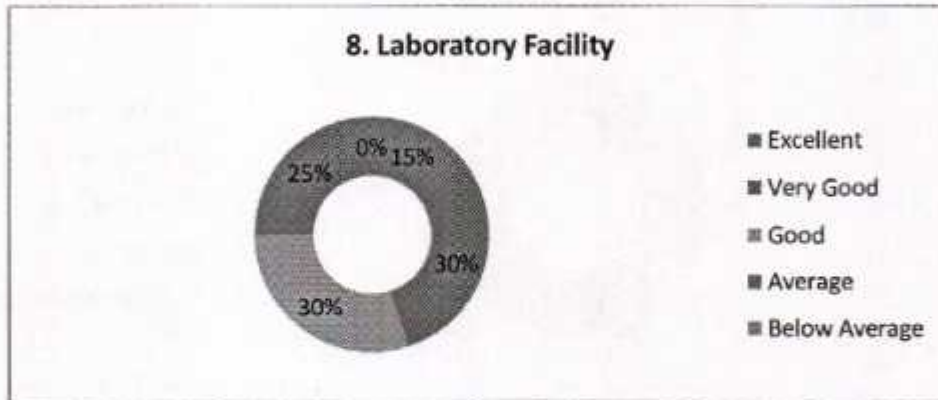
Analysis :

The above Doughnut chart showed that 15% of students felt that Attending student grievances is excellent ,45% of students felt very good,30% of students felt good and 10% of students felt average.



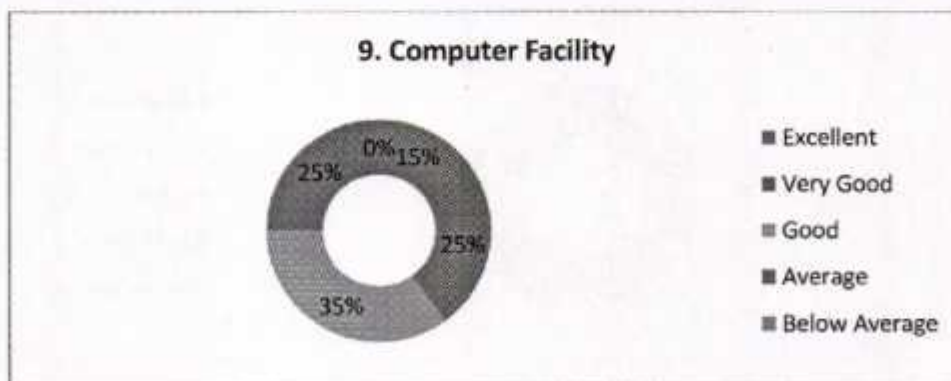
Analysis:

The above Doughnut chart showed that 5% of students felt that Seminar and Library Facilities are Excellent, 10% of students felt very good, 50% of students felt good and 35% of students felt Average.



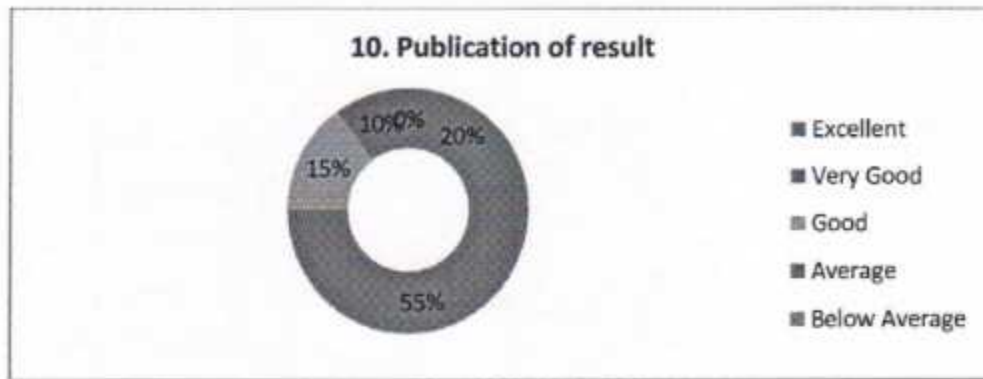
Analysis:

The above Doughnut chart showed that 15% of students felt that Laboratory Facility is Excellent, 30% of students felt very good, 30% of students felt good and 25% of students felt Average .




Analysis:

The above Doughnut chart showed that 15% of students felt that Computer Facilities are Excellent, 25% of students felt very good, 35% of students felt good and 25% of students felt Average .



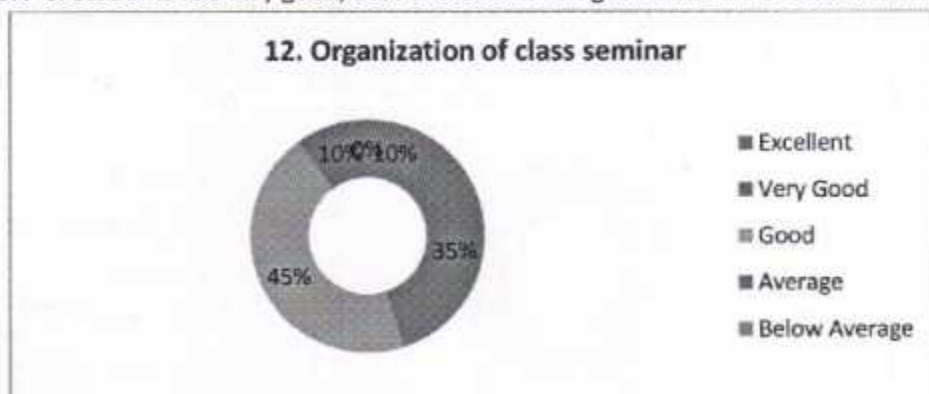
Analysis:

The above Doughnut chart showed that 20% of students felt that Publication of result is Excellent, 55% of students felt very good, 15% of students felt good and 10% of students felt Average.



Analysis:

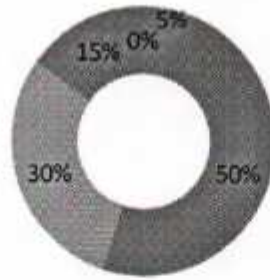
The above Doughnut chart showed that 5% of students felt that Examination Pattern is Excellent, 50% of students felt very good, 35% of students felt good and 10% of students felt Average.



Analysis:

The above Doughnut chart showed that 10% of students felt that Organization of Class seminar is Excellent, 35% of students felt very good, 45% of students felt good and 10% of students felt Average.

13. Extra-curricular activities

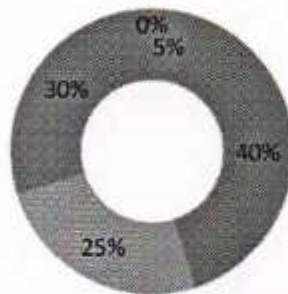


- Excellent
- Very Good
- Good
- Average
- Below Average

Analysis:

The above Doughnut chart showed that 5% of students felt that Extra-curricular activities are excellent, 50% of students felt very good, 30% of students felt good and 15% of students felt Average.

14. Alumni Association



- Excellent
- Very Good
- Good
- Average
- Below Average

Analysis:

The above Doughnut chart showed that 5% of students felt that Alumni Association is excellent, 40% of students felt very good, 25% of students felt good and 30% of students average.

ACTION TAKEN:

Majority of the Student's responses are Favorable and the department should maintain the same for the coming years and also improve some facilities based on the needs of the students.


N. Ravi
Head of the Department

HOD
PG & RESEARCH DEPARTMENT OF MATHEMATICS
K.M.G. COLLEGE OF ARTS & SCIENCE

[Signature]
Principal
K.M.G. COLLEGE OF ARTS & SCIENCE
GUDYATTAM - 635 802.


**DEPARTMENT OF BCA
STUDENTS FEEDBACK ANALYSIS
2019-2020**

1. Academic Atmosphere in Department



The results shows that 47% of students has given excellent, 32% of students has responded with very good and 21% of students responded good for Academic Atmosphere in Department.

2. Standard of teaching

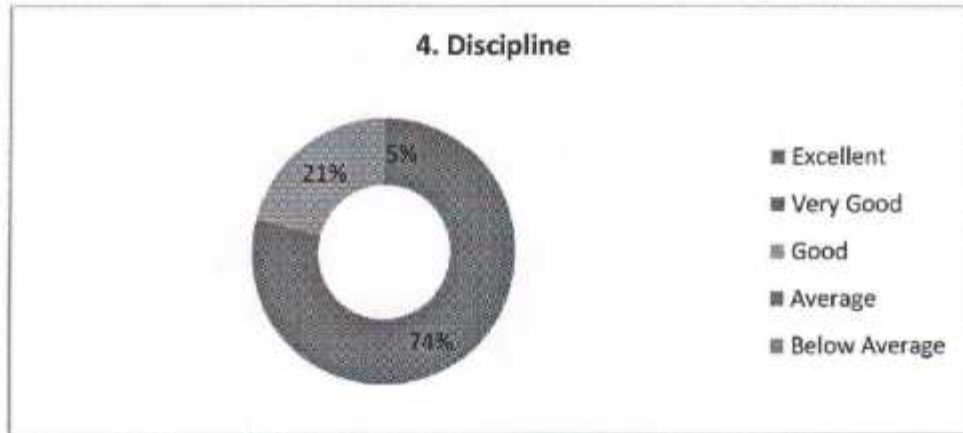


The results shows that 58% of students has given excellent, 38% of students has responded with very good and 4% of students responded good for Standard of teaching.

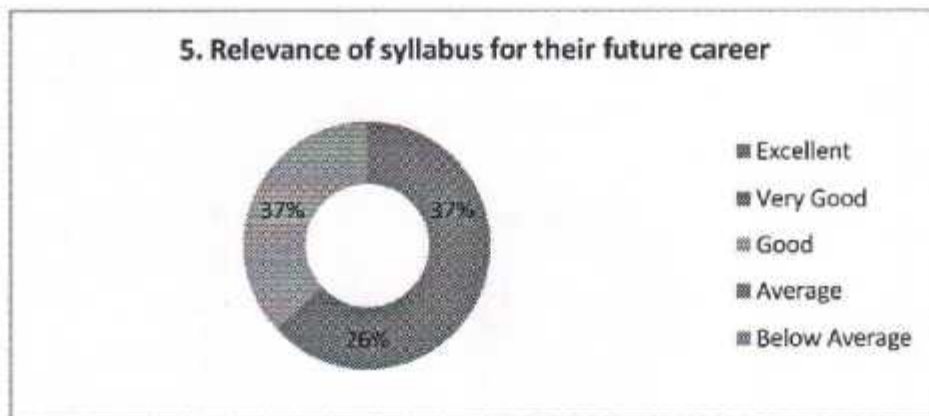
3. Student-Teacher Interaction



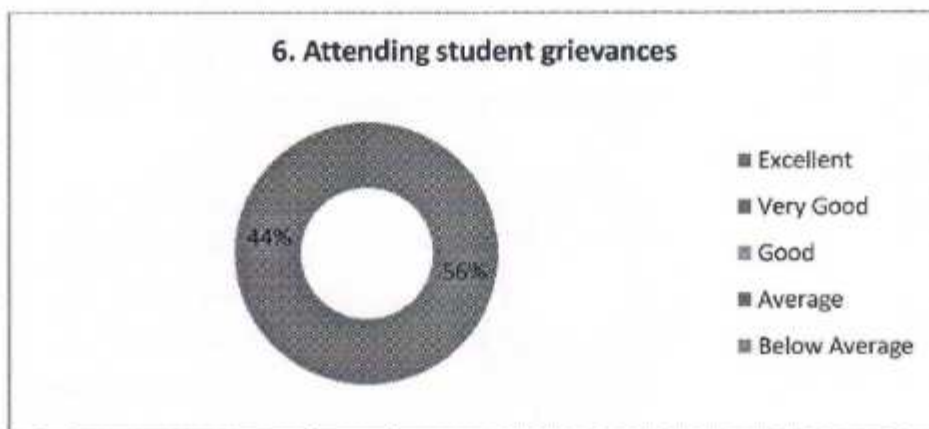
The result shows that 39% of students has given excellent, 33% of students has responded with very good and 28% of students responded good for Student-Teacher Interaction.



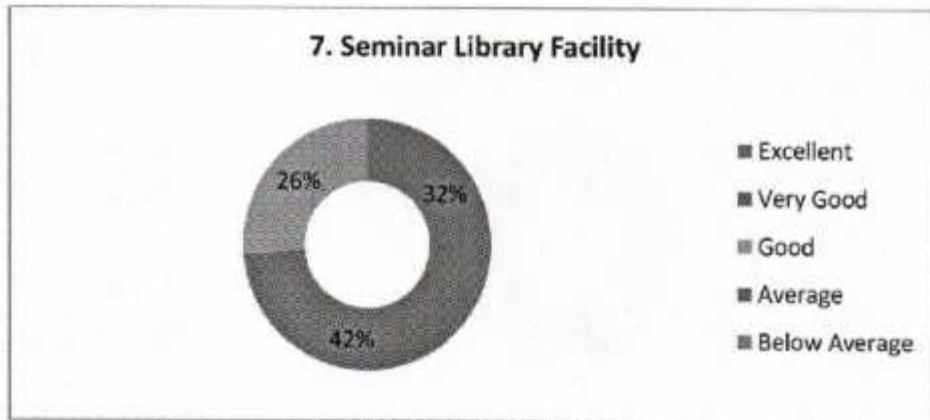
The result shows that 5% of students has given excellent, 74% of students has responded with very good and 21% of students responded good for Discipline.



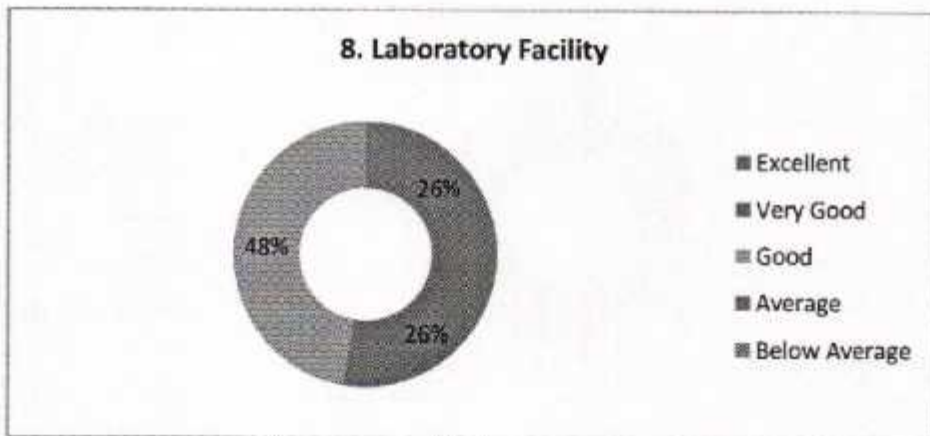
The result shows that 37% of students has given excellent, 26% of students has responded with very good and 37% of students responded good for Relevance of syllabus for their future career.



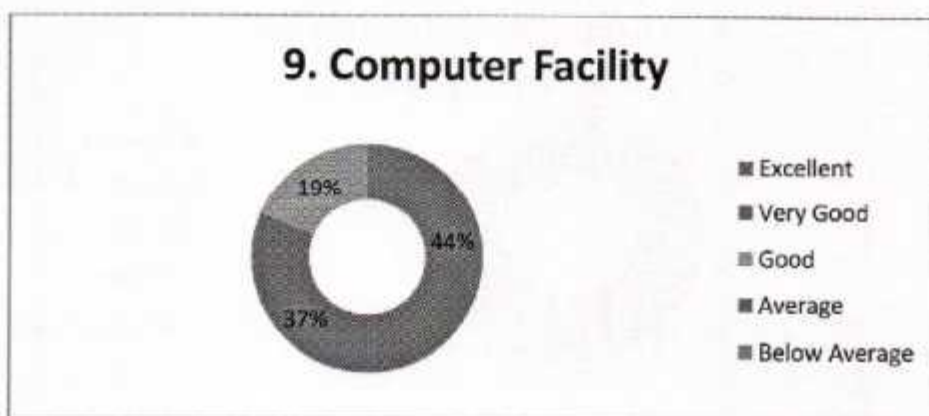
The result shows that 56% of students has given excellent and 44% of students has responded with very good for Attending student grievances.



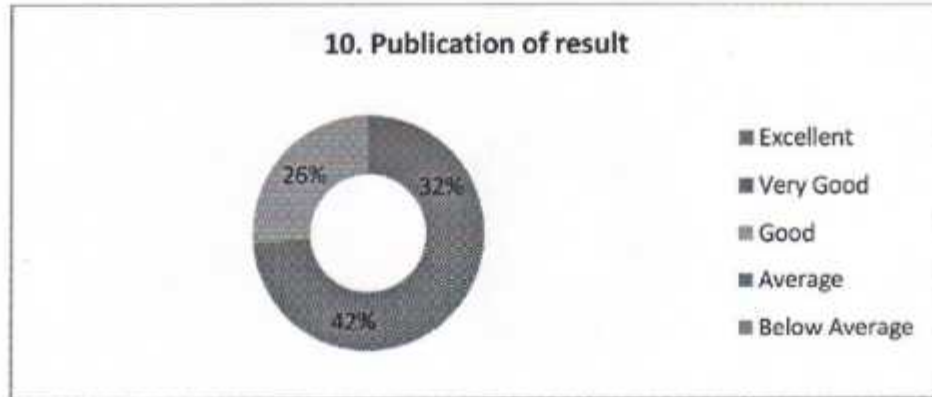
The results show that 32% of students has given excellent, 42% of students has responded with very good and 26% of students responded good for seminar library facility.



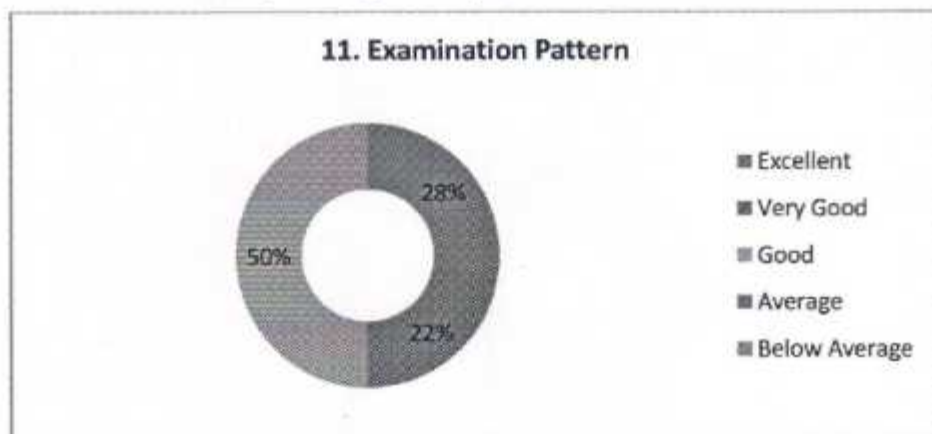
The results show that 26% of students has given excellent, 26% of students has responded with very good and 48% of students responded good for laboratory facility.




The results show that 44% of students has given excellent, 37% of students has responded with very good and 19% of students responded good for computer facility.



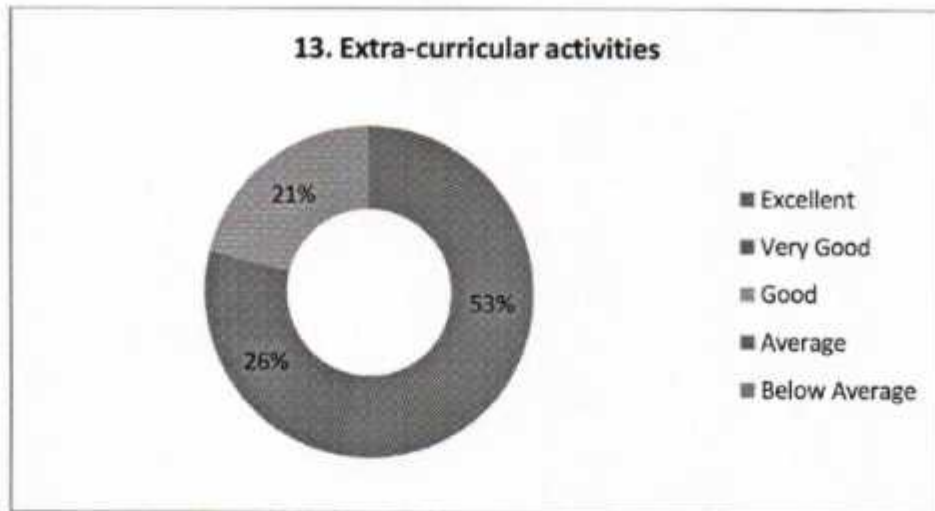
The results show that 32% of students has given excellent, 42% of students has responded with very good and 26% of students responded good for publication of result.



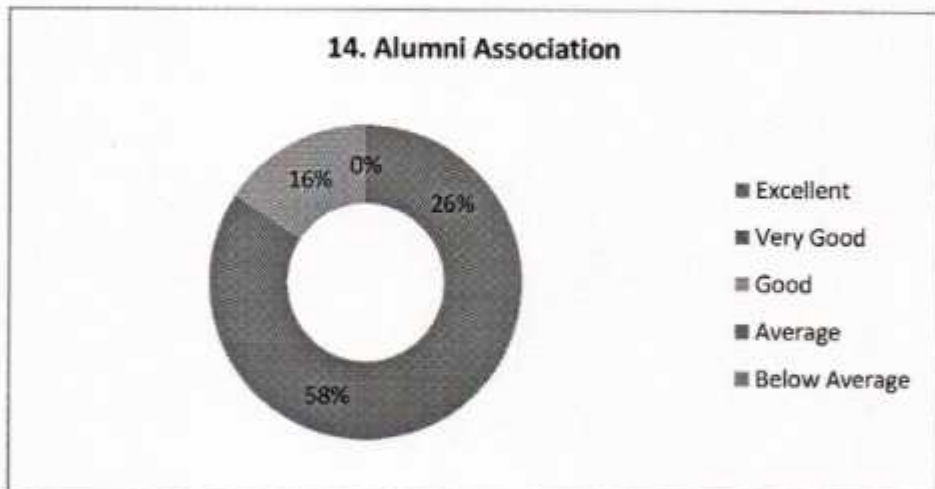
The results show that 28% of students has given excellent, 22% of students has responded with very good and 50% of students responded good for examination pattern.



The results show that 32% of students has given excellent, 42% of students has responded with very good and 26% of students responded for organization of class seminar.




The results shows that 53% of students has given excellent, 26% of students has responded with very good and 21% of students responded good for extra – curricular activities.



The results show that 26% of students has given excellent, 58% of students has responded with very good and 16% of students responded good for alumni association.

Action Taken:

We have received good response in all parameters. We are trying to sustain the same.

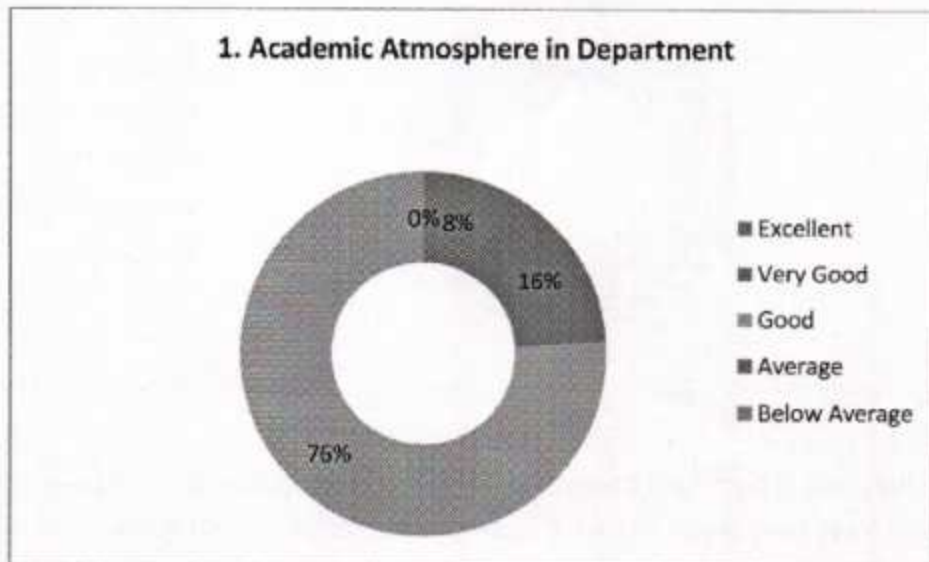
Head of the Department 
 Head Department of Computer Applications
 KMG College of Arts & Science
 Gudiyatham - 635 803.


 PRINCIPAL
 K.M.G. COLLEGE OF ARTS & SCIENCE
 GUDIYATTAM - 635 803,
 VELLORE-DISTRICT.

2019-2020

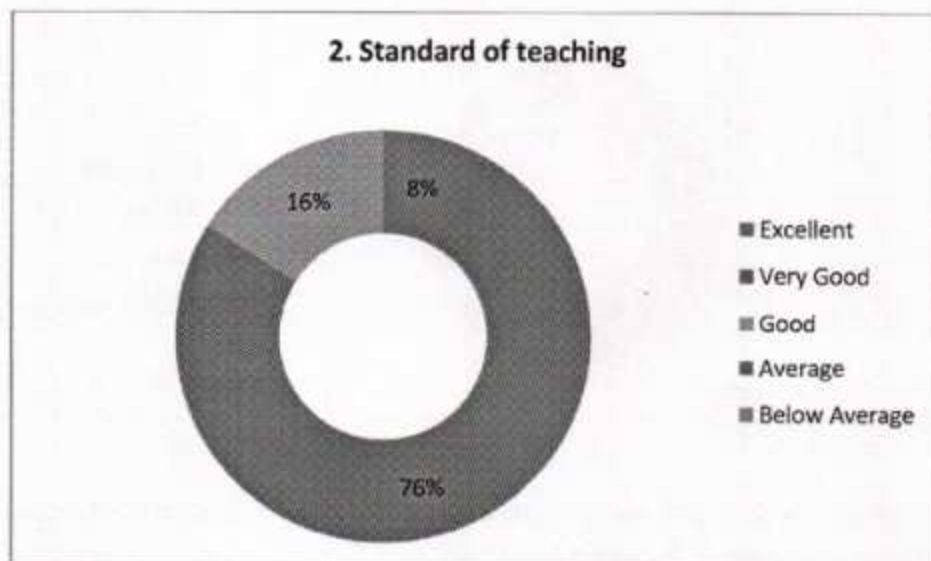
DEPARTMENT OF COMPUTER SCIENCE

STUDENTS FEEDBACK ANALYSIS



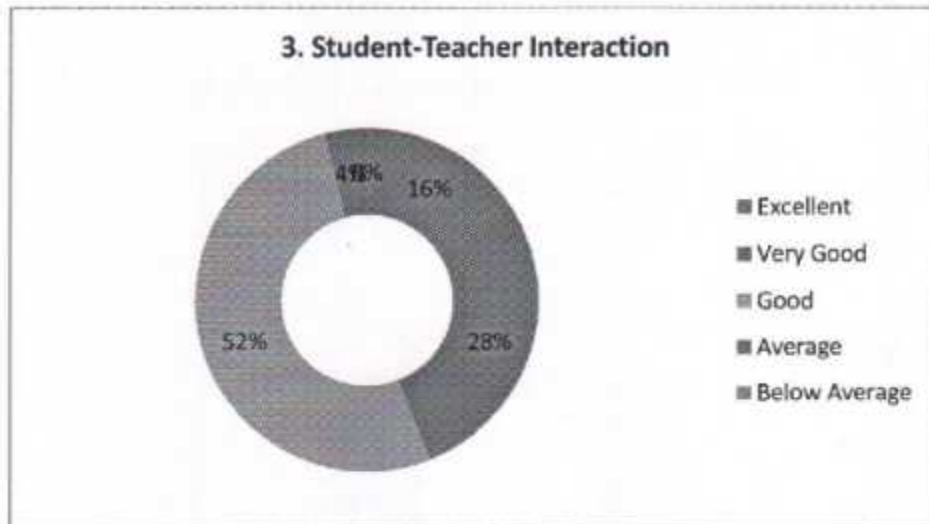
Analysis

The above chart shows that 76% students have given Good, 16% students have given very good and 8% students have given Excellent for Academic Atmosphere in Department.




Analysis

The above chart shows that 76% students have given very Good, 16% students have given good and 8% students have given Excellent for Standard of Teaching.



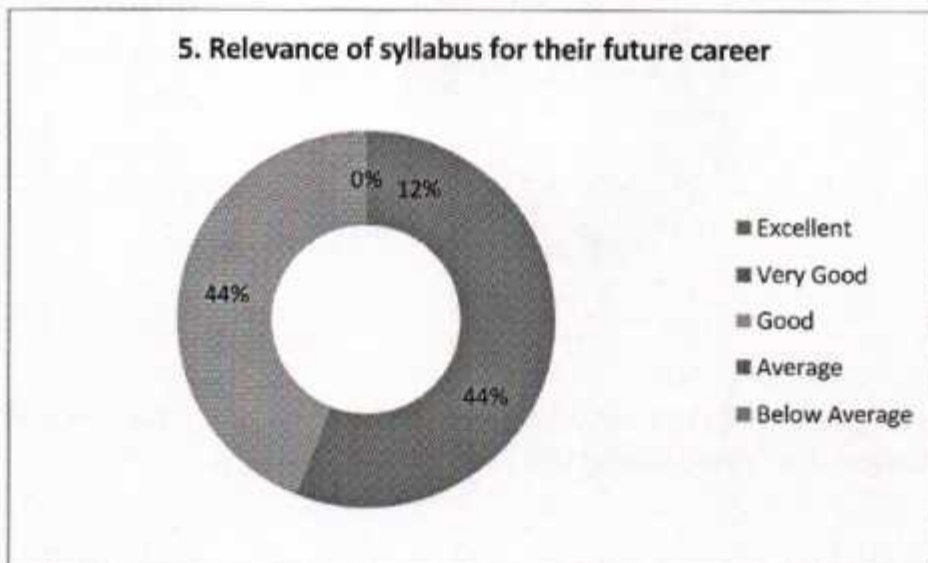
Analysis

The above chart shows that 52% students have given Good ,28% students have given very good, 16% students have given Excellent and 4% students have given Average for Student-Teacher Interaction.



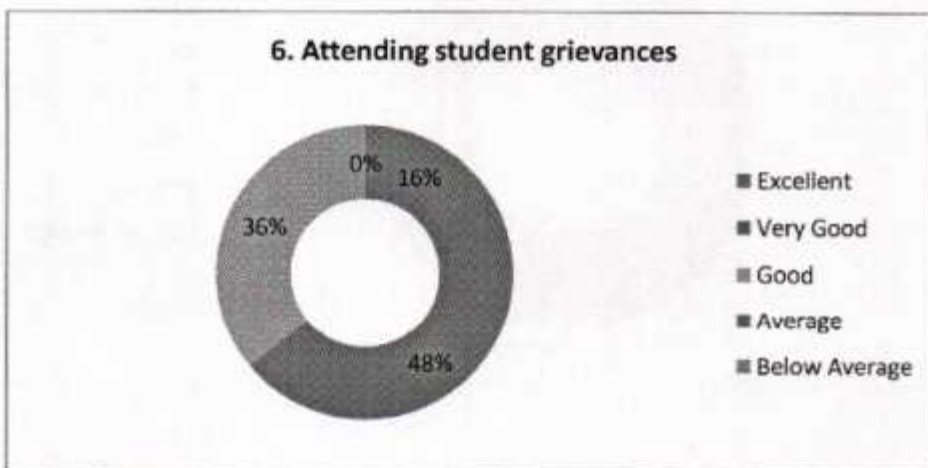
Analysis

The above chart shows that 64% students have given very Good ,24% students have given good and 12% students have given Excellent for Discipline.



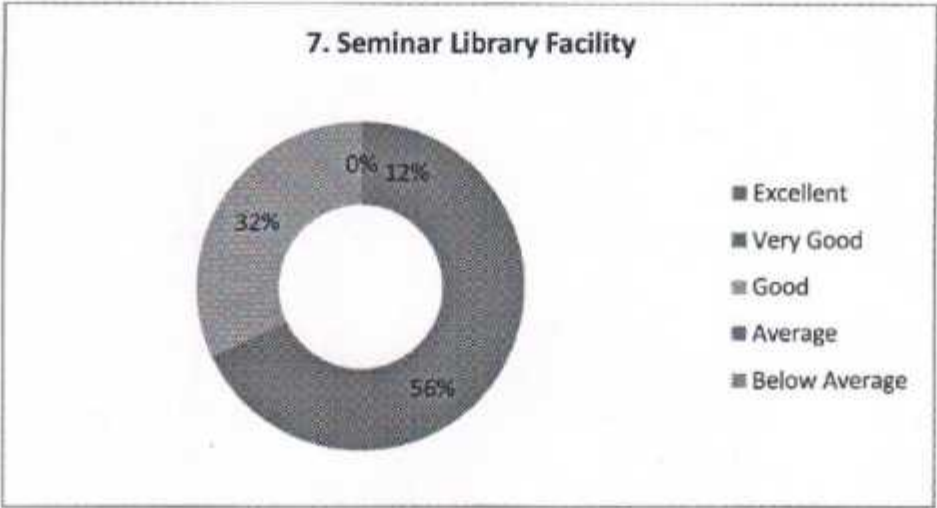
Analysis

The above chart shows that **44%** students have given Good ,**44%** students have given very good and **12%** students have given Excellent for Relevance of Syllabus for their Future Career.



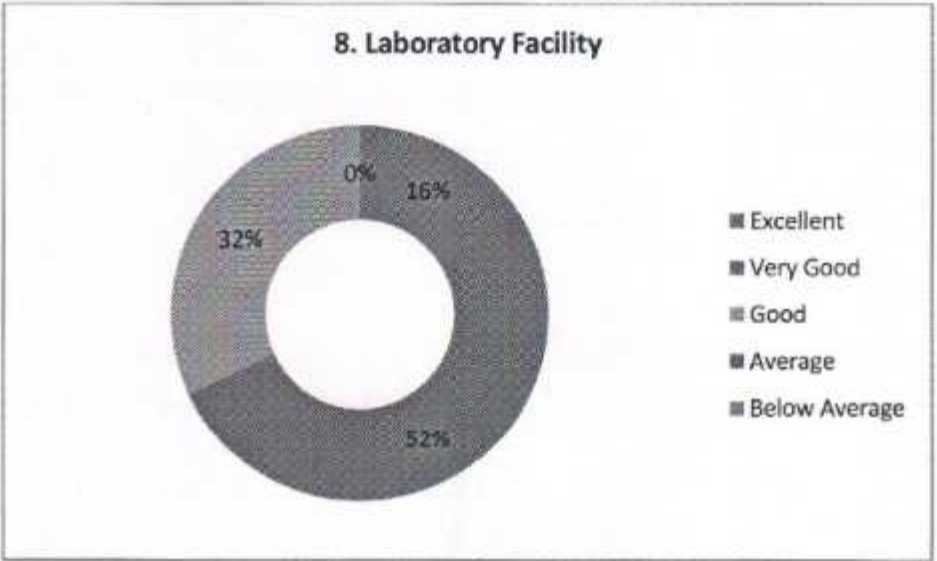
Analysis

The above chart shows that **48%** students have given very Good ,**36%** students have given good and **16%** students have given Excellent for Attending Student Grievances.



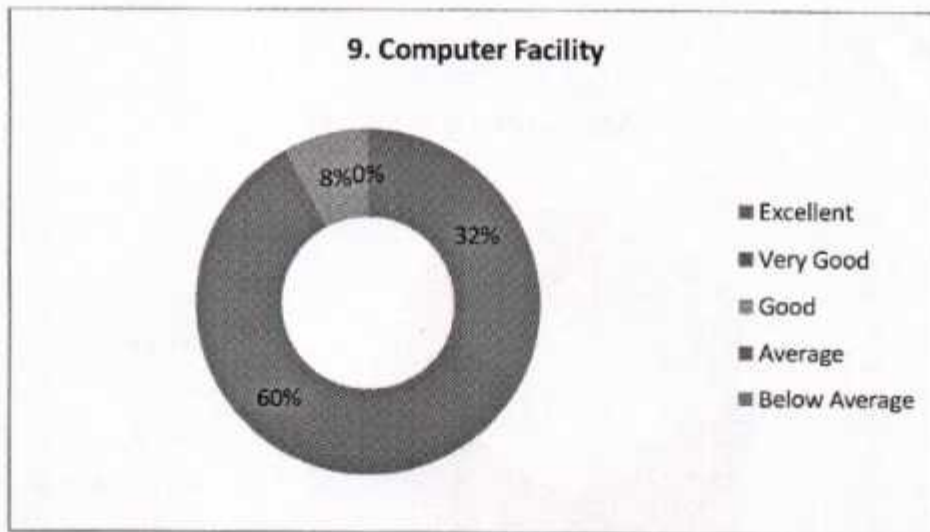
Analysis

The above chart shows that **56%** students have given very Good ,**32%** students have given good and **12%** students have given Excellent for Seminar Library Facility.



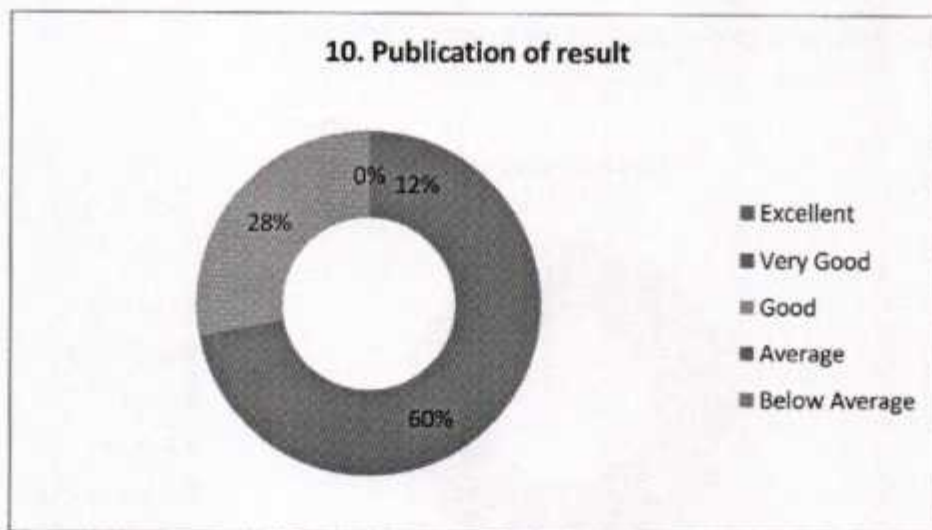
Analysis

The above chart shows that **52%** students have given very Good ,**32%** students have given good and **16%** students have given Excellent for Laboratory Facility.




Analysis

The above chart shows that **60%** students have given very Good ,**32%** students have given Excellent and **8%** students have given good for Computer Facility.



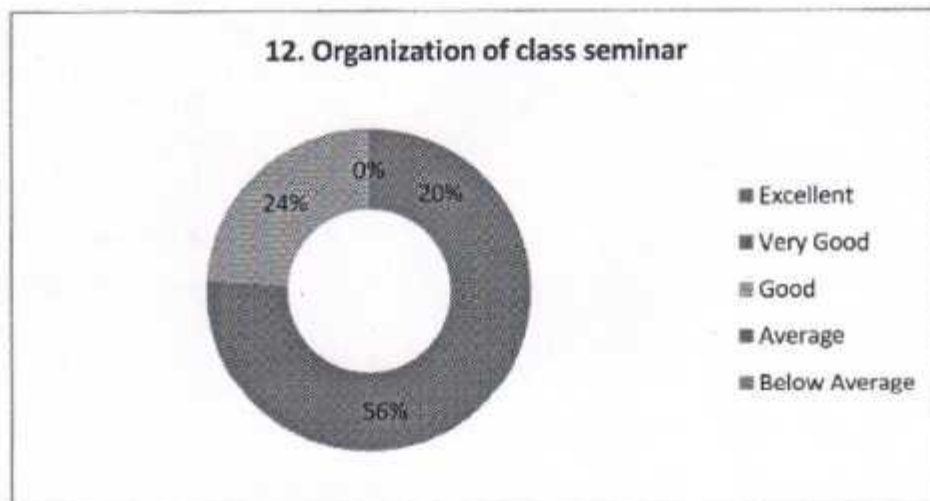
Analysis

The above chart shows that **60%** students have given very Good ,**28%** students have given good and **12%** students have given Excellent for Publication of Results.



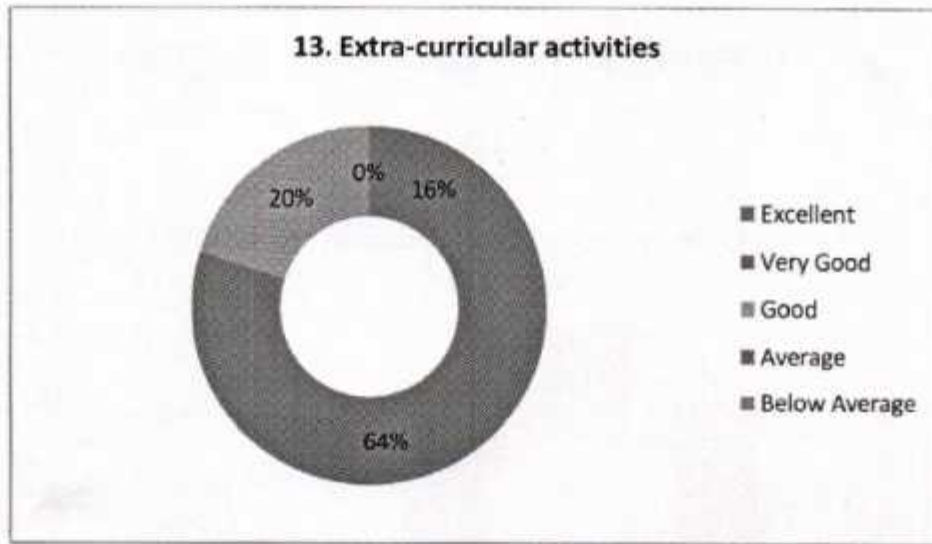
Analysis

The above chart shows that **48%** students have given very Good ,**28%** students have given good and **24%** students have given Excellent for Examination Pattern.



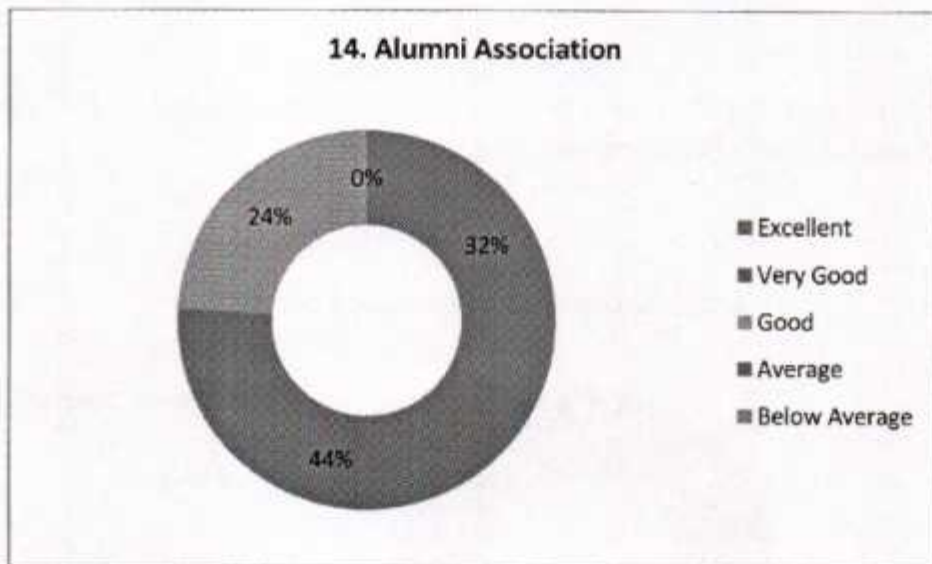
Analysis

The above chart shows that **56%** students have given very Good ,**24%** students have given good and **20%** students have given Excellent for Organization of Class Seminar.




Analysis

The above chart shows that **64%** students have given very Good ,**20%** students have given good and **16%** students have given Excellent for Extra-curricular Activities.



Analysis

The above chart shows that **44%** students have given very Good ,**32%** students have given Excellent and **24%** students have given good for Alumni Association.


Head of the department

Prof. P DANIEL SUNDARRAJ, M.Sc., M.Phil
Assistant Professor & Head
Department of Computer Science
K.M.G. College of Arts & Science
P. S. Road, Ammanangkuppam
Gudiyattam - 635 803


PRINCIPAL
K.M.G. COLLEGE OF ARTS & SCIENCE
GUDIYATTAM - 635 803.



K.M.G COLLEGE OF ARTS AND SCIENCE

Permanently Affiliated to Thiruvalluvar University and
recognized by UGC under section 2(F) & 12(B) of the UGC Act 1956.

Accredited with B+ Grade by NAAC.

Associate member of ICT ACADEMY.

Phone:914171227306

Email:kmgcollege@gmail.com

www.kmgcollege.edu.in

Action Taken Report on Feedback 2019-2020

Students Feedback

SNO	AREAS NEEDS IMPROVEMENTS/SUGGESTIONS	ACTION TAKEN
1.	Student-Teacher Interaction	For excellent student-teacher interaction, parents teachers meetings and ward meetings are being conducted by every department in the college.

Parents Feedback


SNO	AREAS NEEDS IMPROVEMENTS/SUGGESTIONS	ACTION TAKEN
1.	Infrastructure and Computer Lab facility	The department has well equipped lab with required number of systems. Based on the requirement of the students, new systems are added. Further actions have been taken to improve the laboratory facilities.
2.	Toilets/washrooms are clean and properly maintained	Steps have been taken to improve the toilets/washrooms facilities as per the requirements of the students and staff

Teachers Feedback

SNO	AREAS NEEDS IMPROVEMENTS/SUGGESTIONS	ACTION TAKEN
1.	NIL	The overall Feedback is so good and the department will take steps to maintain and sustain it.

Alumni Feedback

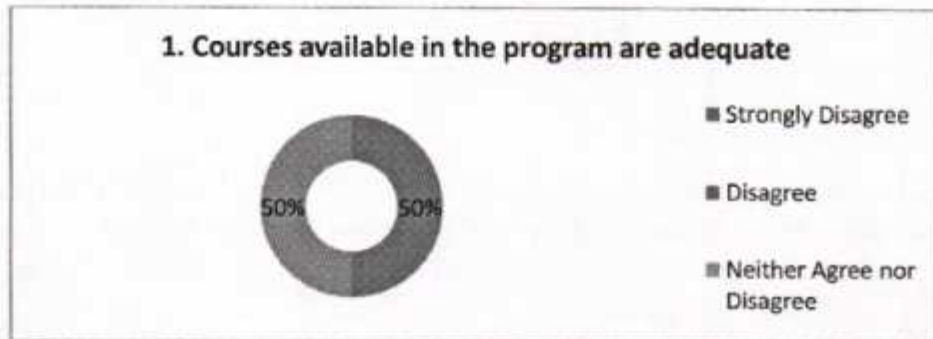
SNO	AREAS NEEDS IMPROVEMENTS/SUGGESTIONS	ACTION TAKEN
1.	Training and Placement	Steps have been taken to organize more training and placement programs in the future for further improvement. Collaboration with other institutes and companies has been made by signing MOU with organizations.


Head of the Department

Prof. P DANIEL SUNDARRAJ, M.Sc., M.Phil
Assistant Professor & Head
Department of Computer Science
K.M.G College of Arts & Science
R. S. Road, Ammanangkuppam
Gudiyattam - 635 803

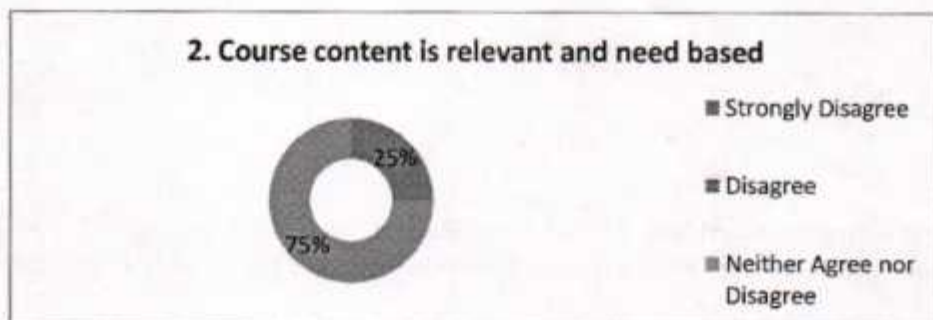

PRINCIPAL
K.M.G. COLLEGE OF ARTS & SCIENCE
GUDIYATTAM - 635 803.

K.M.G. COLLEGE OF ARTS AND SCIENCE
PG & RESEARCH DEPARTMENT OF COMMERCE
(2019-2020) TEACHERS FEEDBACK ANALYSIS




Inference:

The above pie chart showed that 50 % of the teachers were strongly agreed that courses available in the program are adequate and 50 % of the teachers were agreed that courses available in the program are adequate.



Inference:

The above pie chart showed that 75% of the teachers were strongly agreed and 33 % of the teachers were agreed that courses content is relevant



Inference:

The above pie chart showed that 50% of the teachers were strongly agreed, and 50% of the teacher were agreed that courses outcomes are well defined and clear.

4. Course contents have enough scope for development of analytical, logical, technical and creative skills to the students



■ Strongly Disagree

■ Disagree

Inference:

The pie chart showed that 75% of the teachers were strongly agreed, and 25% of the teacher were agreed that courses content have enough scope for development of analytical, logical, technical and creative skills to the students.

5. Course activities (Internships / Field visit / Guest Lecturers / Assignments / Seminars / others) are relevant for development of various skills for employment and self – employment



■ Strongly Disagree

■ Disagree

Inference:

The above pie chart showed that 75 % of the teachers were strongly agreed, and 25% of the teacher agreed that courses activities are relevant for development of various skills for employment and self-employment.

6. The syllabus has good balance between theory and application



■ Strongly Disagree

■ Disagree

■ Neither Agree nor Disagree

Inference:

The above pie chart showed that 75% of the teachers were strongly agreed, and 25% of the theacher were agreed that the syllabus has good balance between theory and application.

7. Courses motivate students to use various resources that are available in the college and outside for their effective learning



- Strongly Disagree
- Disagree

Inference:

The above pie chart showed that 50% of the teachers were strongly agreed, and 50 % of the teachers were agreed that courses motivate students to use various resources that are available in the college and outside for their effective learning.

8. The college has good ambience for effective delivery of the academic process



- Strongly Disagree
- Disagree
- Neither Agree nor Disagree

Inference:

The above pie chart showed that 100% of the teachers were strongly agreed that the college has good ambience for effective delivery of the academic process

9. The college has enough relevant resources which are updated regularly for teaching learning purposes



- Strongly Disagree
- Disagree
- Neither Agree nor Disagree

Inference:

The above pie chart showed that 75% of the teachers were strongly agreed, and 25% fo the teacher were agreed that the college has good ambience for effective delivery of the academic process.

10. Enough opportunities are given for self-development




- Strongly Disagree
- Disagree
- Neither Agree nor Disagree

Inference:

The above pie chart showed that 50 % of the teachers strongly agreed and 50% of the teacher agreed that enough opportunities are given for self-development.

Action Taken:

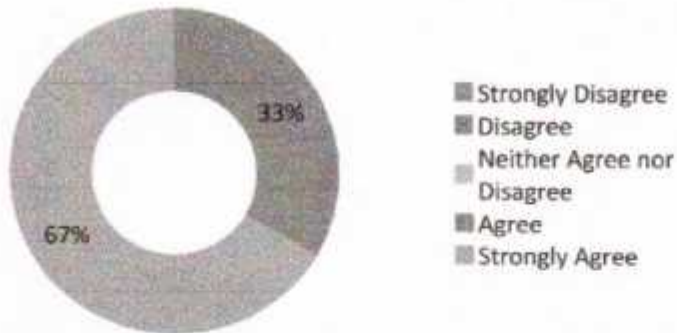
Based on the above analysis it is concluded that the teacher's feedback were strongly agreed in the majority of the questions. So we try to sustain the same and improve on the need base.


Head of the Department


Principal
PRINCIPAL
K.M.G. COLLEGE OF ARTS & SCIENCE
711103 035 003.

TEACHERS FEEDBACK ANALYSIS
DEPARTMENT OF BBA
2019-2020


1. Courses available in the program are adequate



Inferences:

The courses available in the program are adequate 67% of students are strongly agree; 33% agree.


2. Course content is relevant and need based



Inferences:

The courses content is relevant and need based 100% strongly agree.

3. Course outcomes are well defined and clear

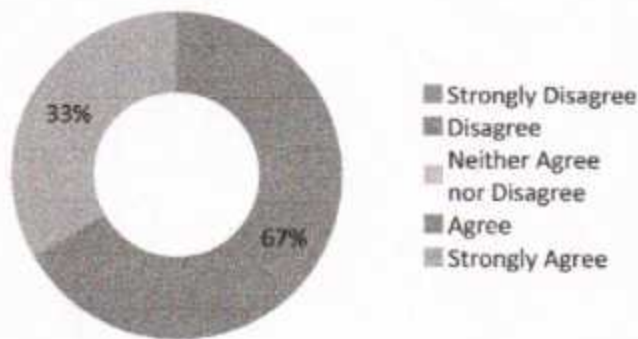


Inferences:

The courses outcomes are well defined and clear 100% agree.

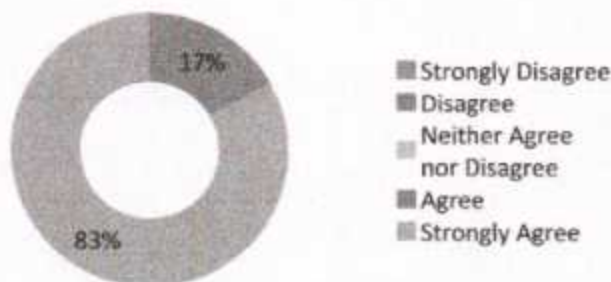
Inferences:

4. Course contents have enough scope for development of analytical, logical, technical and creative skills to the students



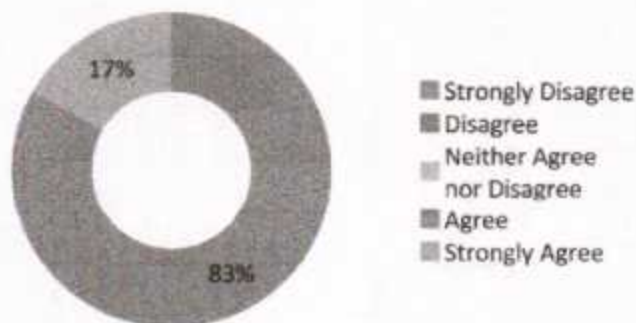
The courses content have enough scope for development of analytical, logical, technical and creative skills to the students 67% agree; 33% strongly agree.

5. Course activities (Internships / Field visit / Guest Lecturers / Assignments / Seminars / others) are relevant for development of various skills for employment and self – employment



Inferences:
The courses activities are relevant for development of various skills for employment and self employment 83% strongly agree; 17% agree.

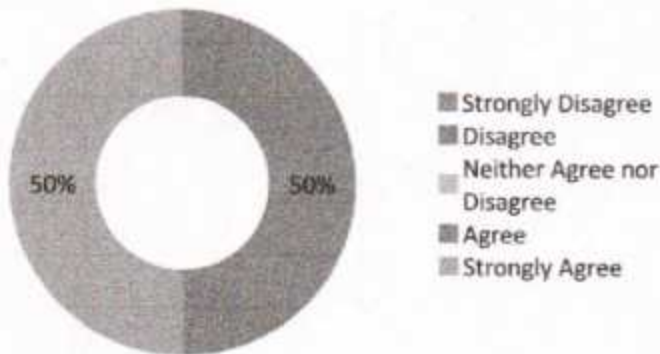
6. The syllabus has good balance between theory and application



Inferences:
The syllabus has good balance between theory and application 83% agree; 17% strongly agree.

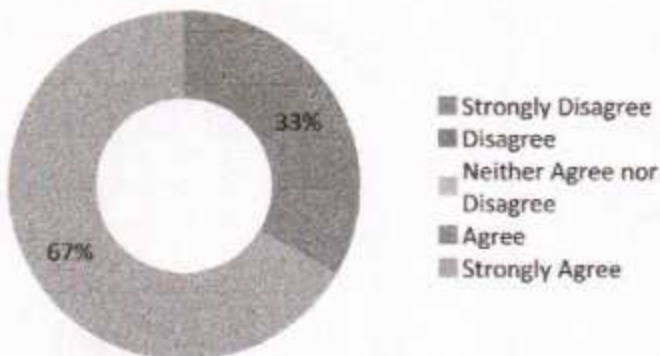
Inferences:
The courses motivate students to use various resources that are available in the college and outside for their effective

7. Courses motivate students to use various resources that are available in the college and outside for their effective learning




learning 50% agree; 50% strongly agree.

8. The college has good ambience for effective delivery of the academic process



Inferences:
The college has good ambience for effective delivery of the academic process 67% strongly agree; 33% agree.

9. The college has enough relevant resources which are updated regularly for teaching learning purposes

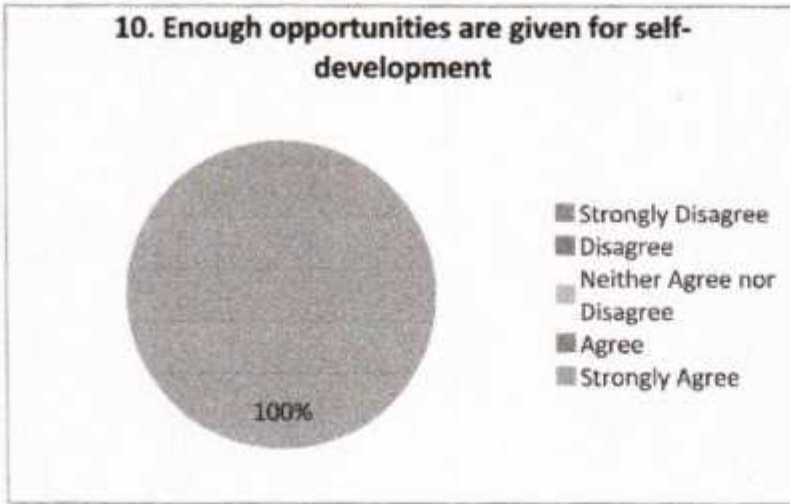


Inferences:
The college has enough relevant resources which are updated regularly for teaching learning purposes 50% strongly agree; 50% agree.

Inferences:
There is enough opportunities are given for self development

10. Enough opportunities are given for self-development

100% strongly agree.



S. No.	FEEDBACK	ACTION TAKEN
1.	Students are highly satisfied with the college environment and quality	---

R. Mehera


Head of the Department

Dr. R. MANIKANDAN, M.Sc.(C.S), B.Ed., M.B.A., M.Phil., Ph.D.,
 HOD
 Department of Business Administration
 KMG College of Arts & Science
 Gudiyattam.

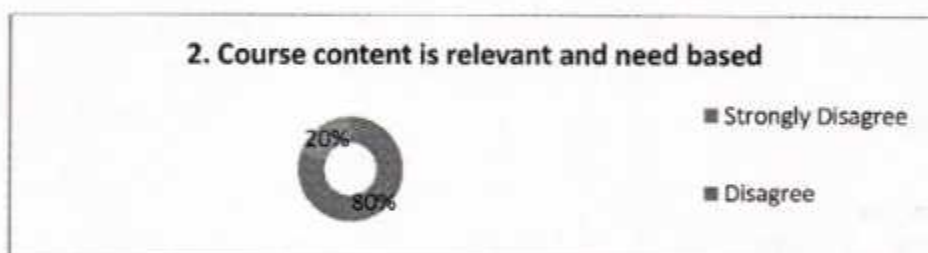
[Signature]
Principal

PRINCIPAL
 K.M.G. COLLEGE OF ARTS & SCIENCE
 GUDIYATTAM - 635 803.
 VELLORE DISTRICT.

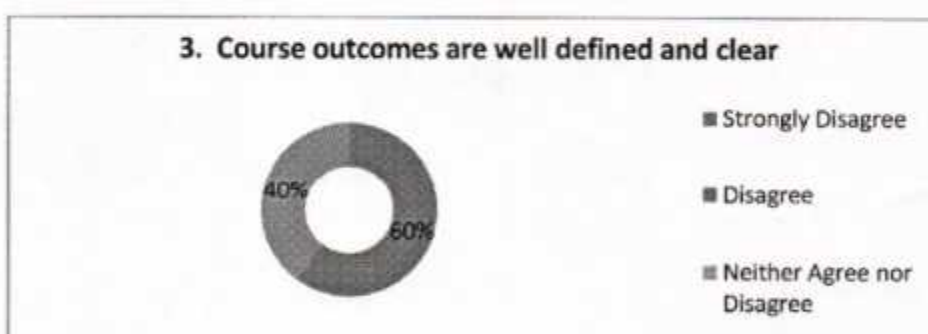
TEACHERS FEEDBACK ANALYSIS
DEPARTMENT OF BIOCHEMISTRY
2019-2020



We received 87% agree, 13% strongly agree feedback for course available in the program are adequate in our department



We received 80% agree, 20% strongly agree feedback for course content is relevant and need based in our department



We received 60% agree, 40% strongly agree feedback for course outcomes are well defined and clear in our department

4. Course contents have enough scope for development of analytical, logical, technical and creative skills to the students



■ Strongly Disagree

■ Disagree

We received 73% agree, 27% strongly agree feedback for course contents have enough scope for development of analytical , logical, technical, and creative skills to the students in our department

5. Course activities (Internships / Field visit / Guest Lecturers / Assignments / Seminars / others) are relevant for development of various skills for...



■ Strongly Disagree

We received 80% agree, 20% strongly agree feedback for course activities are relevant for development of various skills for employment and self employment

6. The syllabus has good balance between theory and application



■ Strongly Disagree

■ Disagree

We received 73% agree, 27% strongly agree feedback for the syllabus has good balance between theory and application

7. Courses motivate students to use various resources that are available in the college and outside for their effective learning



- Strongly Disagree
- Disagree
- Neither Agree nor Disagree

We received 67% agree, 23% strongly agree feedback for course motivate students to use various resources that are available in the college and outside for their effective learning

8. The college has good ambience for effective delivery of the academic process



- Strongly Disagree
- Disagree
- Neither Agree nor Disagree

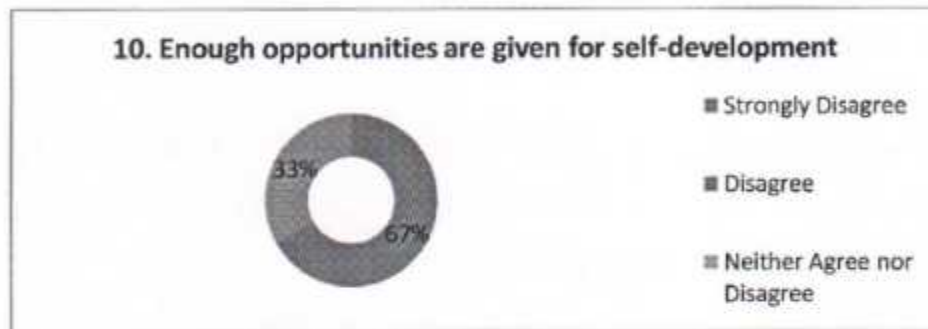
We received 73% agree, 27% strongly agree feedback for the college has good ambience for effective delivery of the academic process

9. The college has enough relevant resources which are updated regularly for teaching learning purposes



- Strongly Disagree
- Disagree
- Neither Agree nor Disagree

We received 80% agree, 20% strongly agree feedback for the college has enough relevant resources which are updated regularly for teaching learning purposes.



We received 67% agree, 33% strongly agree feedback for enough opportunities are given for self development.

I/c Karthigedini
HOD


HOD

PG & RESEARCH DEPARTMENT OF BIOCHEMISTRY
K.M.G. COLLEGE OF ARTS & SCIENCE

[Signature]
PRINCIPAL
PRINCIPAL
K.M.G. COLLEGE OF ARTS & SCIENCE
GUDIYATTAM - 635 803.
VELLORE DISTRICT


**K.M.G COLLEGE OF ARTS AND SCIENCE,
GUDIYATTAM - 635 803
PG AND RESEARCH DEPARTMENT OF BIOCHEMISTRY
Action Taken Report on Teachers Feedback 2019-20**

Serial NO.	Areas Need Improvement/Suggestions	Action Taken
1	We received 73% agree, 27% strongly agree feedback for course contents have enough scope for development of analytical , logical, technical, and creative skills to the students in our department	In an effort to keep Good feedback for course contents have enough scope for development of analytical , logical, technical, and creative skills to the students in our department


HOD

HOD
PG & RESEARCH DEPARTMENT OF BIOCHEMISTRY
K.M.G. COLLEGE OF ARTS & SCIENCE

PRINCIPAL


K.M.G. COLLEGE OF ARTS & SCIENCE
GUDIYATTAM - 635 803.

TEACHERS FEEDBACK ANALYSIS
DEPARTMENT OF MICROBIOLOGY
2019-2020

1. Courses available in the program are adequate



- Strongly Disagree
- Disagree
- Neither Agree nor Disagree
- Agree

Inference: 57% of Teachers had stated that the courses available in the program are adequate content of the subject was Agree; 14% of Teachers had stated that the courses available in the program are adequate content of the subject was Strongly Agree.

Action taken : We had received positive feed back hence we will maintain the same in the future academic years

2. Course content is relevant and need based



- Strongly Disagree
- Disagree
- Neither Agree nor Disagree
- Agree

Inference: 63% of Teachers had stated that the course content is relevant and need based content of the subject was Strongly Agree; 25% of Teachers had stated that the course content is relevant and need based content of the subject was Agree. 13% of Teachers had stated that the course content is relevant and need based content of the subject was strongly disagree.

Action taken : We had received positive feed back hence we will maintain the same in the future academic years

3. Course outcomes are well defined and clear



- Strongly Disagree
- Disagree
- Neither Agree nor Disagree
- Agree
- Strongly Agree

Inference: 50% of Teachers had stated that the Course outcomes are well defined and clear content of the subject was Agree; 13% of Teachers had stated that the Course outcomes are well defined and clear content of the subject was Agree. 38% of Teachers had stated that the Course outcomes are well defined and clear content of the subject was strongly Agree; 13% of Teachers had stated that the Course outcomes are well defined and clear content of the subject was disagree.

Action taken

We had received positive feed back hence we will maintain the same in the future academic years

4. Course contents have enough scope for development of analytical, logical, technical and creative skills to the students



- Strongly Disagree
- Neither Agree nor Disagree
- Agree

Inference: 63% of Teachers had stated that the Course contents have enough scope for development of analytical, logical, technical and creative skills to the students content of the subject was strongly Agree; 13% of Teachers had stated that the Course contents have enough scope for development of analytical, logical, technical and creative skills to the students content of the subject was Agree.

Action taken : We had received positive feed back hence we will maintain the same in the future academic year

5. Course activities (Internships / Field visit / Guest Lecturers / Assignments / Seminars / others) are relevant for development of various skills for employment and self – employment



- Strongly Disagree
- Neither Agree nor Disagree
- Agree
- Strongly Agree

Inference: 50% of Teachers had stated that the Course activities (Internships / Field visit / Guest Lecturers / Assignments / Seminars / others) are relevant for development of various skills for employment and self – employment content of the subject was strongly Agree; 38% of Teachers had stated that the Course activities (Internships / Field visit / Guest Lecturers / Assignments / Seminars / others) are relevant for development of various skills for employment and self – employment content of the subject was Agree; 13% of Teachers had stated that the Course activities (Internships / Field visit / Guest Lecturers / Assignments / Seminars / others) are relevant for development of various skills for employment and self – employment content of the subject was Strongly disagree.

Action taken : We had received positive feed back hence we will maintain the same in the future academic years

6. The syllabus has good balance between theory and application



- Strongly Disagree
- Disagree

Inference: 86% of Teachers had stated that the syllabus has good balance between theory and application content of the subject was Strongly Agree; 14% of Teachers had stated that the syllabus has good balance between theory and application content of the subject was Agree.

Action taken

We had received positive feed back hence we will maintain the same in the future academic years

7. Courses motivate students to use various resources that are available in the college and outside for their effective learning



- Strongly Disagree
- Disagree

Inference: 63% of Teachers had stated that the Courses motivate students to use various resources that are available in the college and outside for their effective learning content of the subject was strongly Agree; 25% of Teachers had stated that the Courses motivate students to use various resources that are available in the college and outside for their effective learning content of the subject was Strongly disagree; 13% of Teachers had stated that the Courses motivate students to use various resources that are available in the college and outside for their effective learning content of the subject was Neither Agree.

Action taken

We had received positive feed back hence we will maintain the same in the future academic years

8. The college has good ambience for effective delivery of the academic process



- Strongly Disagree
- Disagree
- Neither Agree nor Disagree

Inference: 57% of Teachers had stated that the college has good ambience for effective delivery of the academic process content of the subject was Agree; 43% of Teachers had stated that the college has good ambience for effective delivery of the academic process content of the subject was Strongly Agree.

Action taken

We had received positive feed back hence we will maintain the same in the future academic year

9. The college has enough relevant resources which are updated regularly for teaching learning purposes



- Strongly Disagree
- Disagree
- Neither Agree nor Disagree

Inference:

50% of Teachers had stated that the college has enough relevant resources which are updated regularly for teaching learning purposes content of the subject was Agree; 38% of Teachers had stated that the college has enough relevant resources which are updated regularly for teaching learning purposes content of the subject was strongly disagree.

Action taken

We had received positive feed back hence we will maintain the same in the future academic years

10. Enough opportunities are given for self-development




- Strongly Disagree
- Disagree
- Neither Agree nor Disagree

Inference:

75% of Teachers had stated that the enough opportunities are given for self-development content of the subject was Strongly Agree; 13% of Teachers had stated that the enough opportunities are given for self-development content of the subject was Agree, useful and interesting; 12% of Teachers had stated that the content of the subject was Neither Agree nor Disagree.


Action taken

We had received positive feed back hence we will maintain the same in the future academic years


HEAD OF THE DEPARTMENT
PG & RESEARCH DEPARTMENT OF MICROBIOLOGY
K.M.G. COLLEGE OF ARTS & SCIENCE
GUDIYATTAM - 635 803

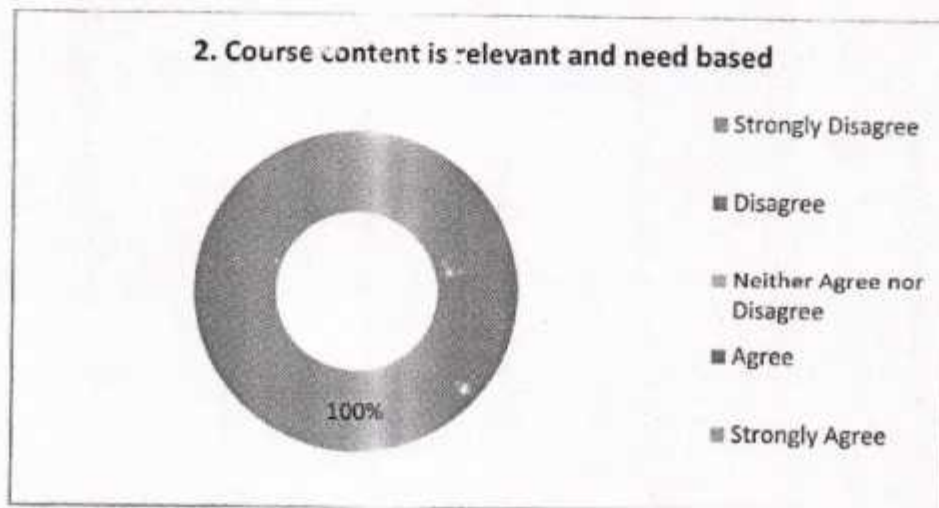

PRINCIPAL
K.M.G. COLLEGE OF ARTS & SCIENCE
GUDIYATTAM - 635 803.

TEACHERS FEEDBACK ANALYSIS
DEPARTMENT OF COMMERCE COMPUTER APPLICATION
2019-2020



Inference:


The above table showed that 100% of the teachers agreed that courses available in the program are adequate.



Inference:

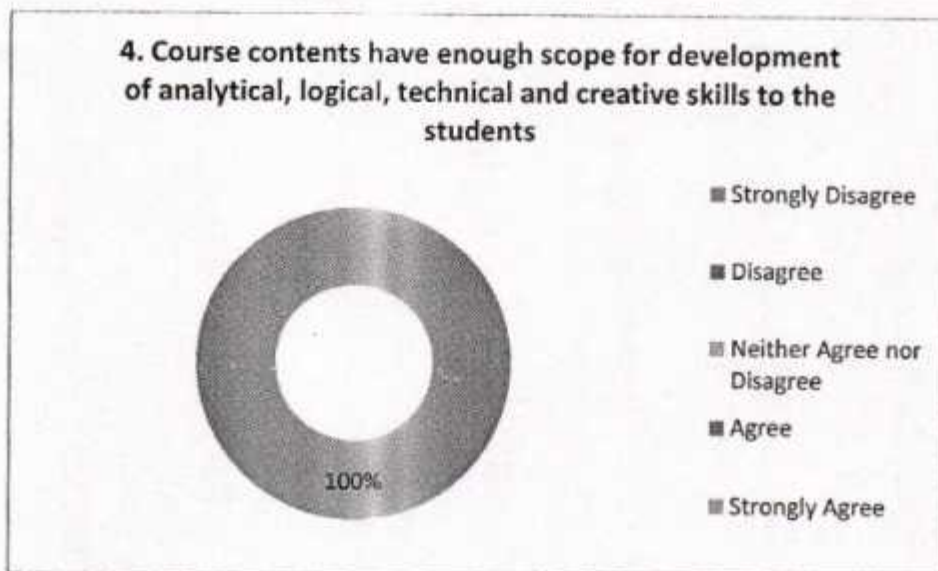
The above table showed that 100% of the teachers agreed that courses content is relevant and need based.

A handwritten signature in blue ink, enclosed in a circular scribble. The signature appears to be 'A. Sani'.



Inference:

The above table showed that 100% of the teachers agreed that courses outcomes are well defined and clear.



Inference:

The above table showed that 100% of the teachers agreed that courses content have enough scope for development of analytical, logical, technical and creative skills to the students.

5. Course activities (Internships / Field visit / Guest Lecturers / Assignments / Seminars / others) are relevant for development of various skills for employment and self – employment




- Strongly Disagree
- Disagree
- Neither Agree nor Disagree

Inference:

The above table showed that 50% of the teachers strongly agreed that courses activities are relevant for development of various skills for employment and self-employment and 50% of the teachers agreed that courses activities are relevant for development of various skills for employment and self-employment.

6. The syllabus has good balance between theory and application




- Strongly Disagree
- Disagree
- Neither Agree nor Disagree
- Agree
- Strongly Agree

Inference:

The above table showed that 50% of the teachers strongly agreed that the syllabus has good balance between theory and application and 50% of the teachers agreed that the syllabus has good balance between theory and application.

7. Courses motivate students to use various resources that are available in the college and outside for their effective learning




- Strongly Disagree
- Disagree
- Neither Agree nor Disagree
- Agree
- Strongly Agree

Inference:

The above table showed that 100% of the teachers agreed that courses motivate students to use various resources that are available in the college and outside for their effective learning.

8. The college has good ambience for effective delivery of the academic process




- Strongly Disagree
- Disagree
- Neither Agree nor Disagree
- Agree
- Strongly Agree

Inference:

The above table showed that 100% of the teachers agreed that the college has good ambience for effective delivery of the academic process.

9. The college has enough relevant resources which are updated regularly for teaching learning purposes

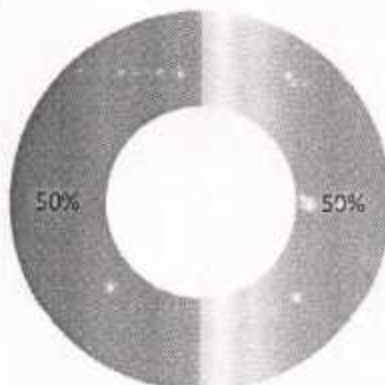


- Strongly Disagree
- Disagree
- Neither Agree nor Disagree
- Agree
- Strongly Agree

Inference:

The above table showed that 100% of the teachers agreed that the college has enough relevant resources which are updated regularly for teaching learning purposes.

10. Enough opportunities are given for self-development



- Strongly Disagree
- Disagree
- Neither Agree nor Disagree
- Agree
- Strongly Agree

Inference:


The above table showed that 50% of the teachers agreed that enough opportunities are given for self-development and 50% of the teachers neither agreed nor disagreed that opportunities are given for self-development.

ACTION TAKEN:

Based on the above analysis the teachers feedback were excellent and very good. So our college sustain the same and improve based on the need.

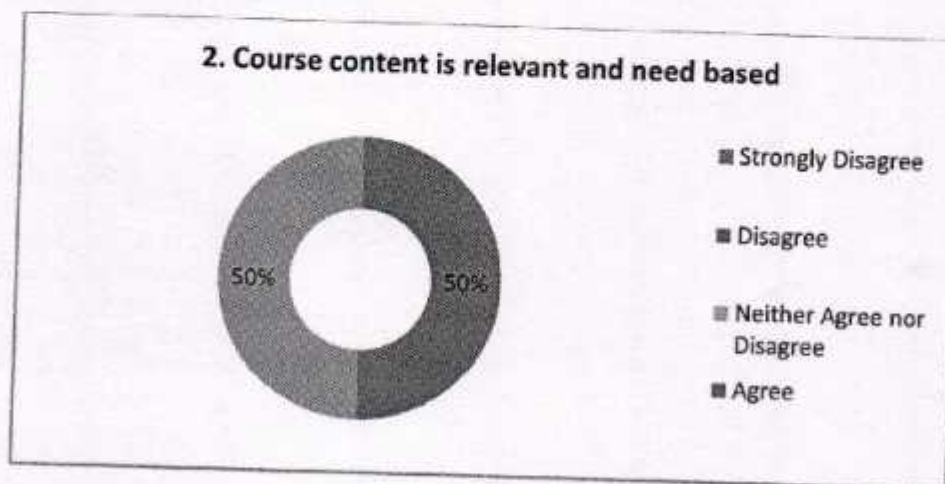
[Handwritten signature]
HOD

KMG COLLEGE OF ARTS AND SCIENCE
PG AND RESEARCH DEPARTMENT OF CHEMISTRY
TEACHERS FEEDBACK ANALYSIS-2019-2020




Inference:

The above table showed that 83 % of the teachers were strongly agreed that courses available in the program are adequate and 17 % of the teachers were agreed that courses available in the program are adequate.



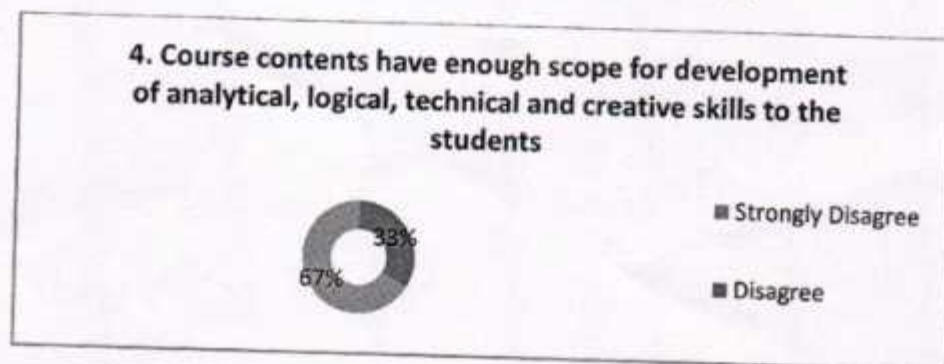
Inference:

The above table showed that 50 % of the teachers were strongly agreed and 50 % of the teachers were agreed that courses content is relevant.




Inference:

The above table showed that 50 % of the teachers were strongly agreed and 50 % of the teachers were agreed that courses outcomes are well defined and clear.



Inference:

The above table showed that 67 % of the teachers were strongly agreed and 33 % of the teachers were agreed that courses content have enough scope for development of analytical, logical, technical and creative skills to the students.



Inference:

The above table showed that 67 % of the teachers were strongly agreed and 33 % of the teachers were agreed that courses activities are relevant for development of various skills for employment and self-employment.

6. The syllabus has good balance between theory and application



- Strongly Disagree
- Disagree
- Neither Agree nor Disagree

Inference:

The above table showed that 83 % of the teachers were strongly agreed and 17 % of the teachers were agreed that the syllabus has good balance between theory and application.

7. Courses motivate students to use various resources that are available in the college and outside for their effective learning



- Strongly Disagree
- Disagree
- Neither Agree nor Disagree

Inference:

The above table showed that 50 % of the teachers were strongly agreed and 50 % of the teachers were agreed that courses motivate students to use various resources that are available in the college and outside for their effective learning.

8. The college has good ambience for effective delivery of the academic process



- Strongly Disagree
- Disagree
- Neither Agree nor Disagree

Inference:

The above table showed that 67 % of the teachers were strongly agreed and 33 % of the teachers were agreed that the college has good ambience for effective delivery of the academic process.

9. The college has enough relevant resources which are updated regularly for teaching learning purposes

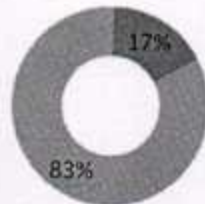


- Strongly Disagree
- Disagree
- Neither Agree nor Disagree

Inference:

The above table showed that 67 % of the teachers were strongly agreed and 33 % of the teachers were strongly agreed that the college has enough relevant resources which are updated regularly for teaching learning purposes.

10. Enough opportunities are given for self-development



- Strongly Disagree
- Disagree
- Neither Agree nor Disagree

Inference:

The above table showed that 83 % of the teachers were strongly agreed and 17 % of the teachers strongly agreed that enough opportunities are given for self-development.

Action Taken:

Based on the above analysis it is concluded that the teacher's feedback were strongly agreed in the majority of the questions. So we follow the same and try to development the same on the need base.

M. S. Sivakami

Head of the Department

HOD


PG DEPARTMENT OF CHEMISTRY
K.M.G. COLLEGE OF ARTS & SCIENCE
GUDIYATTAM

Principal

PRINCIPAL

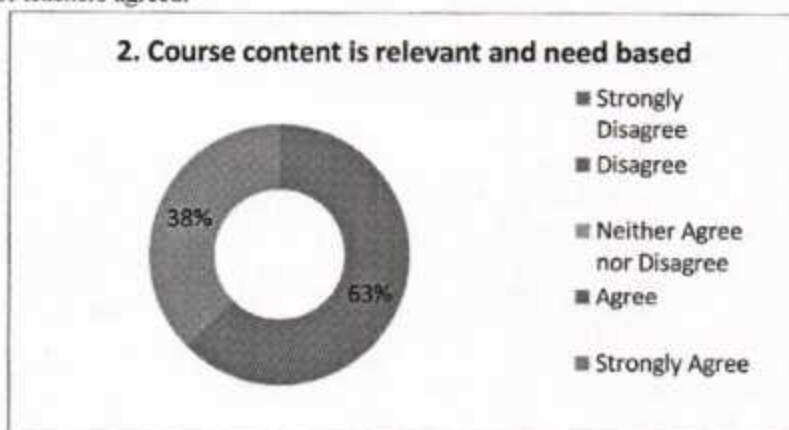
K.M.G. COLLEGE OF ARTS & SCIENCE
GUDIYATTAM - 635 803.

**TEACHERS FEEDBACK ANALYSIS
DEPARTMENT OF ENGLISH
2019-2020**



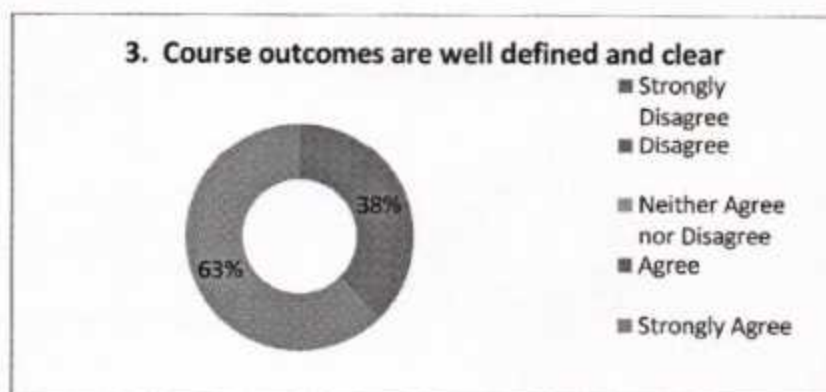
Analysis

The above doughnut chart showed that 25% of teachers strongly agreed course available in the program are adequate and 75% of teachers agreed.



Analysis

The above doughnut chart showed that 38% of teachers strongly agreed course content is relevant and need based and 62% of teachers agreed.



Analysis

The above doughnut chart showed that 63% of teachers strongly agreed course outcomes are well defined and clear and 37% of teachers agreed.

4. Course contents have enough scope for development of analytical, logical, technical and creative skills to the students



- Strongly Disagree
- Disagree
- Neither Agree nor Disagree
- Agree
- Strongly Agree

Analysis

The above doughnut chart showed that 38% of teachers strongly agreed course contents have enough scope for development of analytical, logical, technical and creative skills to the students and 62% of teachers agreed.

5. Course activities (Internships / Field visit / Guest Lecturers / Assignments / Seminars / others) are relevant for development of various skills for employment and self – employment



- Strongly Disagree
- Disagree
- Neither Agree nor Disagree
- Agree
- Strongly Agree

Analysis

The above doughnut chart showed that 63% of teachers strongly agreed course activities like internships, field visit, seminar and others are relevant for development of various skills for employment and self-employment and 38% of teachers agreed.

6. The syllabus has good balance between theory and application




- Strongly Disagree
- Disagree
- Neither Agree nor Disagree
- Agree
- Strongly Agree

Analysis

The above doughnut chart showed that 50% of teachers strongly agreed the syllabus has good balance between theory and application and 50% of teachers agreed.

7. Courses motivate students to use various resources that are available in the college and outside for their effective learning




- Strongly Disagree
- Disagree
- Neither Agree nor Disagree
- Agree
- Strongly Agree

Analysis

The above pie chart showed that 50% of teachers strongly agreed courses motivate students to use various resources that are available in the college and outside for their effective learning and 50% of teachers agreed.

8. The college has good ambience for effective delivery of the academic process



- Strongly Disagree
- Disagree
- Neither Agree nor Disagree
- Agree
- Strongly Agree

Analysis

The above doughnut chart showed that 63% of teachers strongly agreed the college has good ambience for effective delivery of the academic process and 38% of teachers agreed.

9. The college has enough relevant resources which are updated regularly for teaching learning purposes

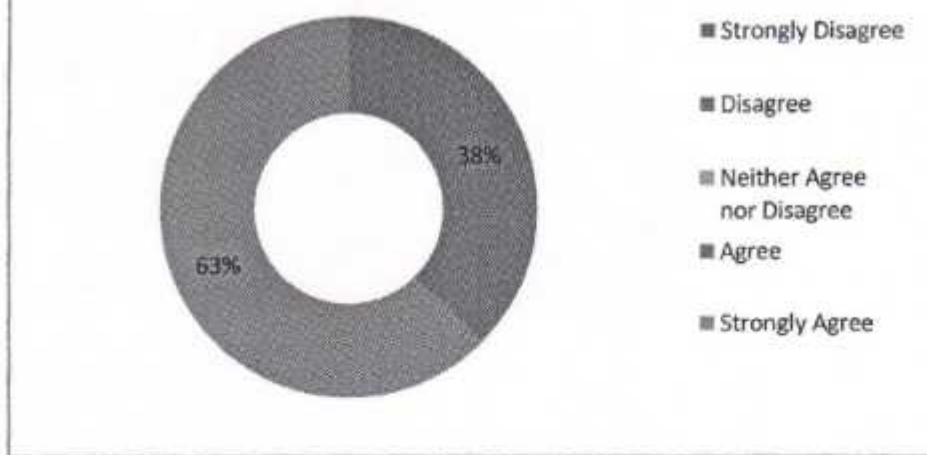


- Strongly Disagree
- Disagree
- Neither Agree nor Disagree
- Agree

Analysis

The above doughnut chart showed that 50% of teachers strongly agreed the college has enough relevant resources which are updated regularly for teaching learning purposes and 50% of teachers agreed.

10. Enough opportunities are given for self-development



Analysis

The above doughnut chart showed that 63% of teachers strongly agreed the college provides enough opportunities for self-development and 37% of teachers agreed.

ACTION TAKEN:

Majority of the Teacher's responses are Favorable and the department should maintain the same for the coming years and also improve some facilities based on the needs of the teacher.

Dr. Sreedhar
HOD

HEAD OF THE DEPARTMENT
PG DEPARTMENT OF ENGLISH
K.M.G. COLLEGE OF ARTS & SCIENCE
GUDIYATTAM - 635 803

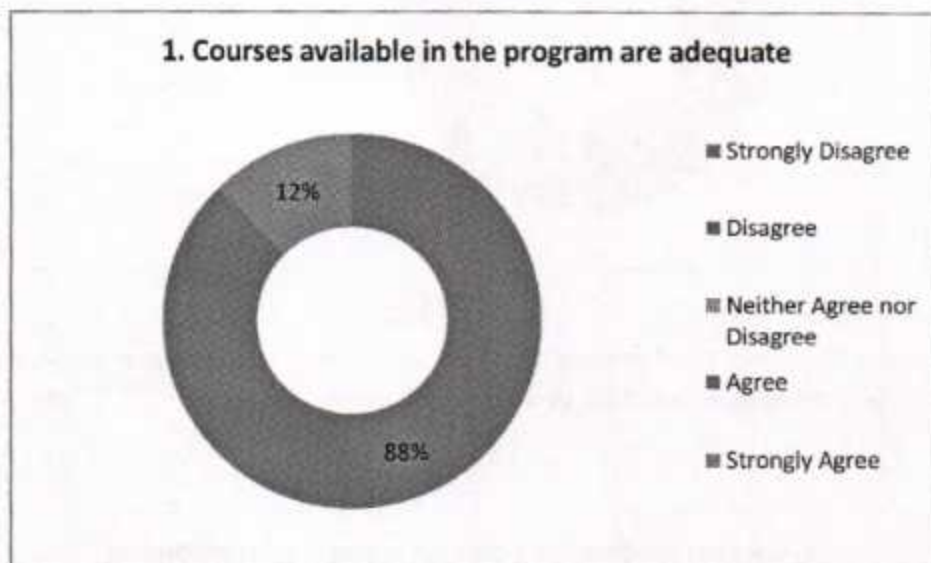
[Signature]
PRINCIPAL

PRINCIPAL
K.M.G. COLLEGE OF ARTS & SCIENCE
GUDIYATTAM - 635 803

DEPARTMENT OF MATHEMATICS

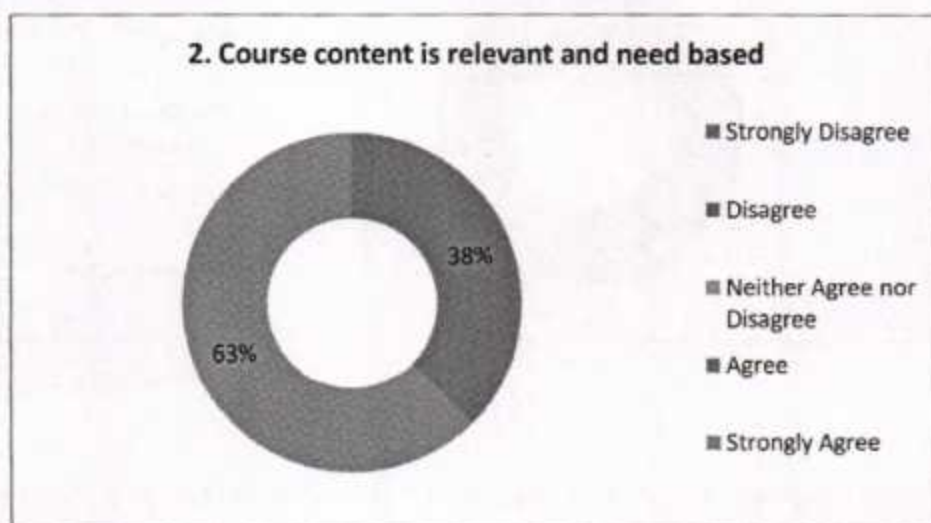
TEACHERS FEEDBACK ANALYSIS

2019-2020



Analysis:

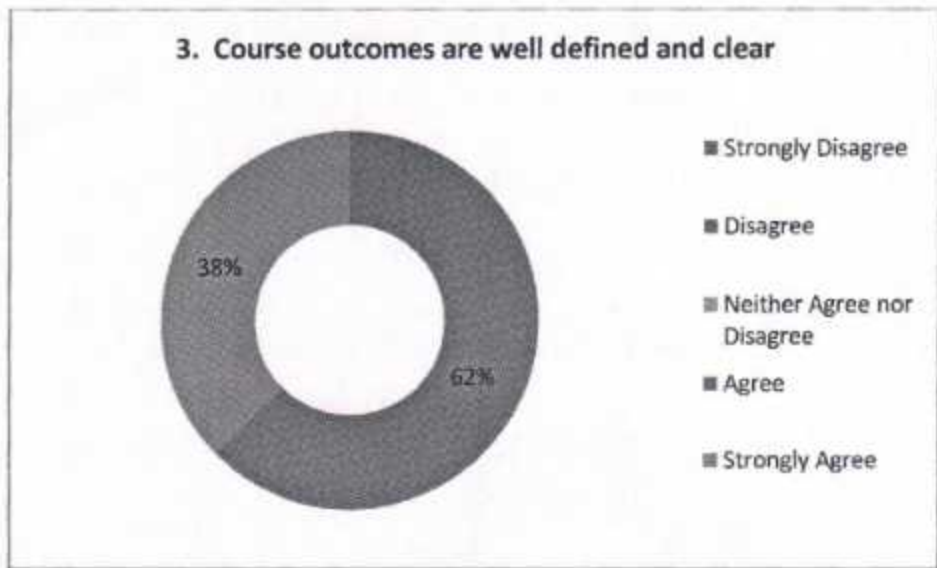
The above Doughnut chart showed that 12% of teachers felt that courses available in the program are adequate is strong agree and 88% of teachers felt agree.



Analysis:

The above Doughnut chart showed that 63% of teachers felt that course content is relevant and need based is strong agree and 38% of teachers felt agree.

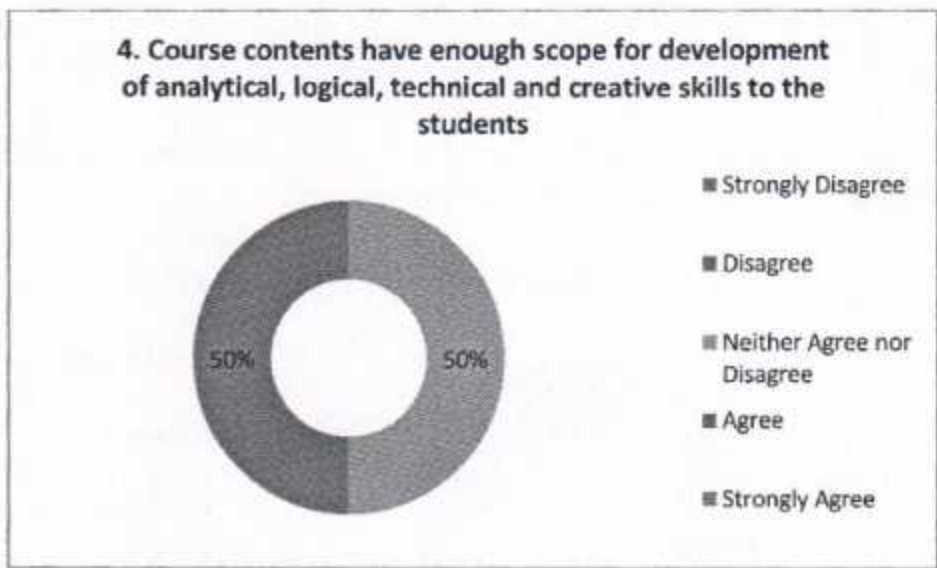
3. Course outcomes are well defined and clear



Analysis:

The above Doughnut chart showed that 38% of teachers felt that course outcomes are well defined and clear is strong agree and 62% of teachers felt agree .

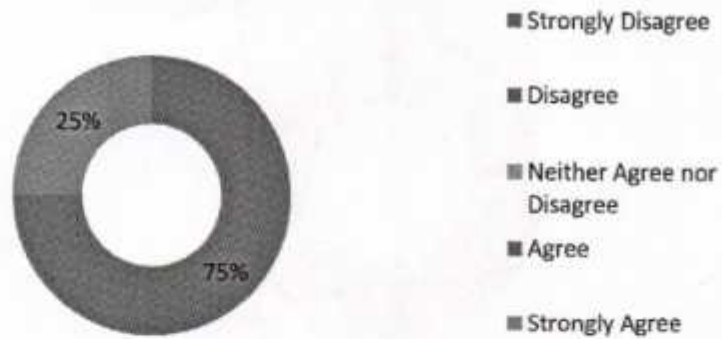
4. Course contents have enough scope for development of analytical, logical, technical and creative skills to the students



Analysis:

The above Doughnut chart showed that 50% of teachers felt that Course contents have enough scope for development of analytical, logical, technical and creative skills to the teachers are agree and 50% of teachers felt Neither agree nor disagree.

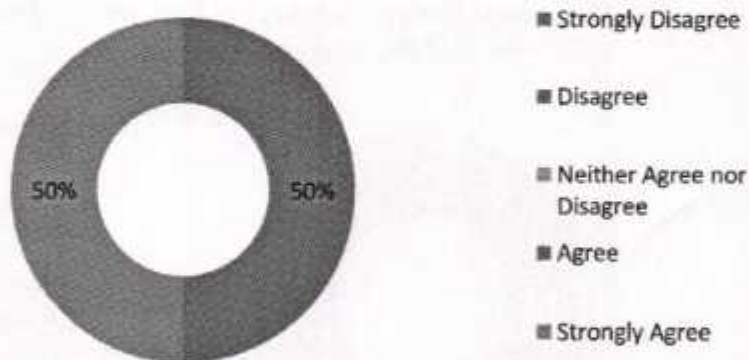
5. Course activities (Internships / Field visit / Guest Lecturers / Assignments / Seminars / others) are relevant for development of various skills for employment and self – employment



Analysis:

The above Doughnut chart showed that 25% of teachers felt that Course activities are strong agree and 75% of teachers felt agree.

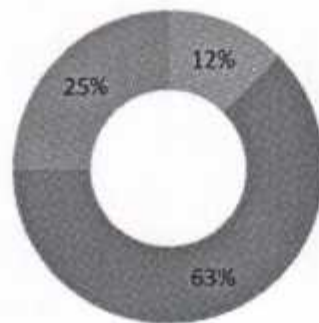
6. The syllabus has good balance between theory and application



Analysis:

The above Doughnut chart showed that 50% of teachers felt that The syllabus has good balance between theory and application is strong agree and 50% of teachers felt agree.

7. Courses motivate students to use various resources that are available in the college and outside for their effective learning

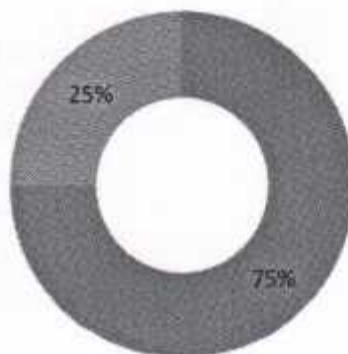


- Strongly Disagree
- Disagree
- Neither Agree nor Disagree
- Agree
- Strongly Agree

Analysis:

The above Doughnut chart showed that 25% of teachers felt that Courses motivate students to use various resources that are available in the college and outside for their effective learning is strong agree , 63% of teachers felt agree and 12% of teachers felt neither agree nor disagree .

8. The college has good ambience for effective delivery of the academic process

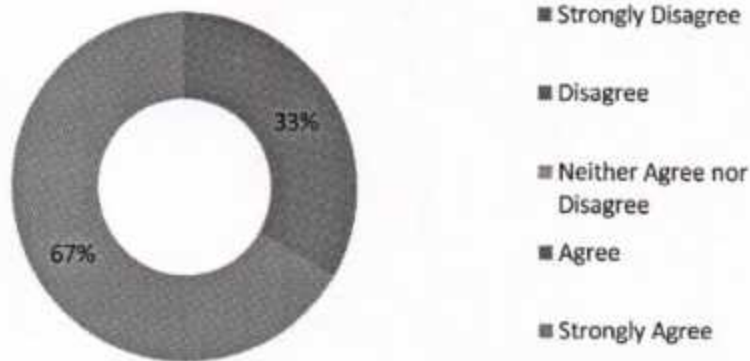


- Strongly Disagree
- Disagree
- Neither Agree nor Disagree
- Agree
- Strongly Agree

Analysis:

The above Doughnut chart showed that 25% of teachers felt that The college has good ambience for effective delivery of the academic process is strong agree and 75% of teachers felt agree.

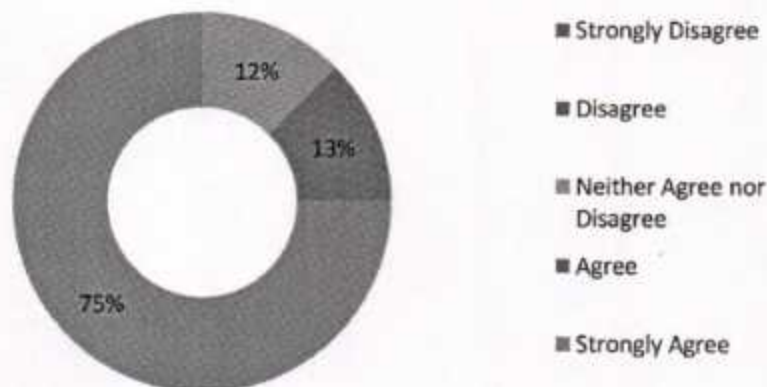
9. The college has enough relevant resources which are updated regularly for teaching learning purposes



Analysis:

The above Doughnut chart showed that 67% of teachers felt that The college has enough relevant resources which are updated regularly for teaching learning purposes are strong agree and 33% of teachers felt agree .

10. Enough opportunities are given for self-development



Analysis:

The above Doughnut chart showed that 75% of teachers felt that Enough opportunities are given for self-development is strong agree , 13% of teachers felt agree and 12% of teachers felt Neither agree nor disagree.

ACTION TAKEN:

Majority of the Teachers responses are Favorable and the department should maintain the same for the coming years and also improve some facilities based on the needs of the Teachers.


N. Raju
Head of the Department
HOD

PG & RESEARCH DEPARTMENT OF MATHEMATICS
K.M.G. COLLEGE OF ARTS & SCIENCE

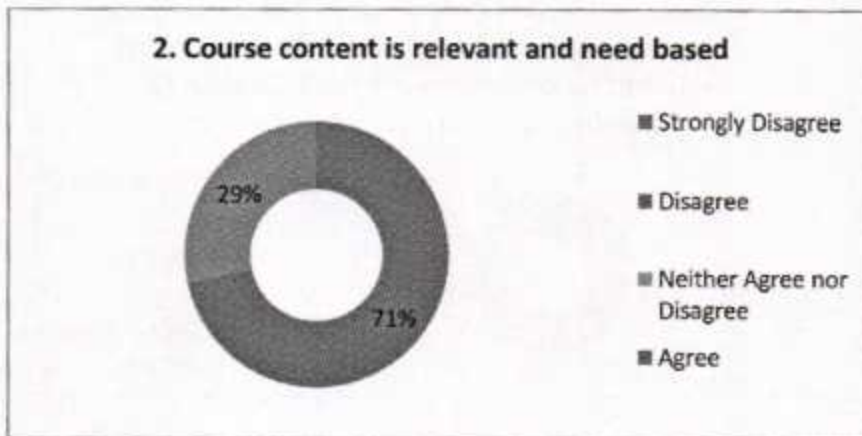
[Signature]
Principal
PRINCIPAL

K.M.G. COLLEGE OF ARTS & SCIENCE
GUDYATTAM - 636 803.

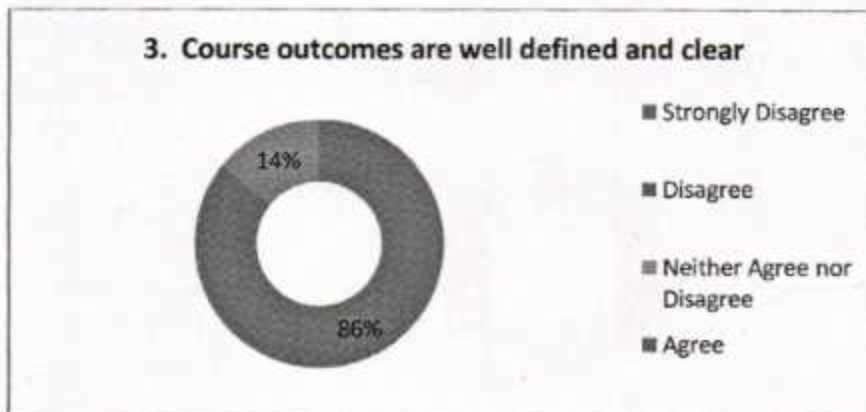
**DEPARTMENT OF COMPUTER APPLICATIONS
TEACHERS FEEDBACK ANALYSIS
2019-2020**



The result shows that 100% of the teachers has given agree for Courses available in the program are adequate.



The result shows that 29% of the teachers has given strongly agree for Course content is relevant & need based and 71% has given agree.



The result shows that 14% of the teachers has given strongly agree for Course outcomes are well defined, clear and 86% has given agree.

4. Course contents have enough scope for development of analytical, logical, technical and creative skills to the students



- Strongly Disagree
- Disagree
- Neither Agree nor Disagree

The result shows that 57% of the teachers has given strongly agree for Course contents have enough scope for development of analytical, logical, technical, creative skills to the students and 43% has given agree.

5. Course activities (Internships / Field visit / Guest Lecturers / Assignments / Seminars / others) are relevant for development of various skills for employment and self – employment



- Strongly Disagree
- Disagree
- Neither Agree nor Disagree

The result shows that 71% of the teachers has given strongly agree for Course activities (Internships / Field visit / Guest Lecturers / Assignments / Seminars / others) are relevant for development of various skills for employment and self – employment and 29% has given agree.

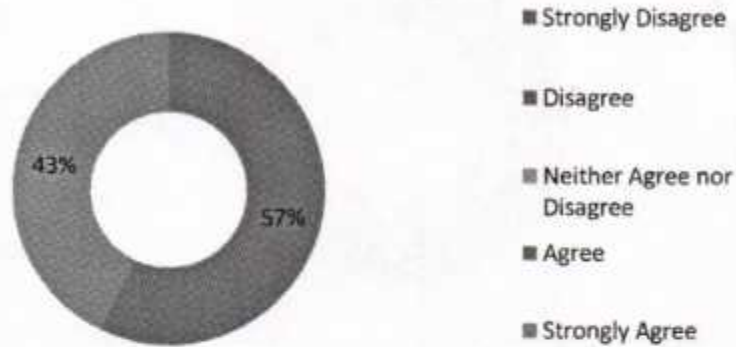
6. The syllabus has good balance between theory and application



- Strongly Disagree
- Disagree
- Neither Agree nor Disagree
- Agree

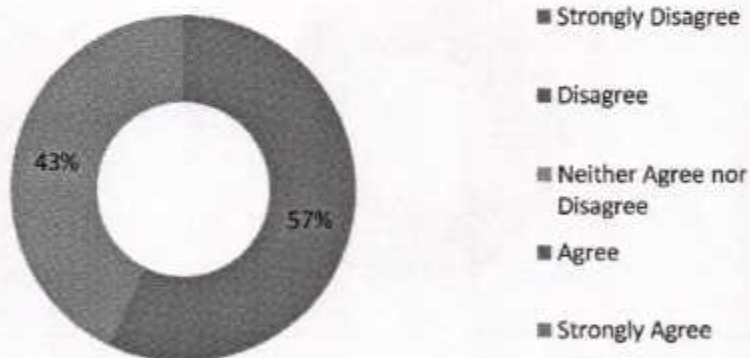
The result shows that 14% of the teachers has given strongly agree for the syllabus has good balance between theory and application and 86% has given agree.

7. Courses motivate students to use various resources that are available in the college and outside for their effective learning



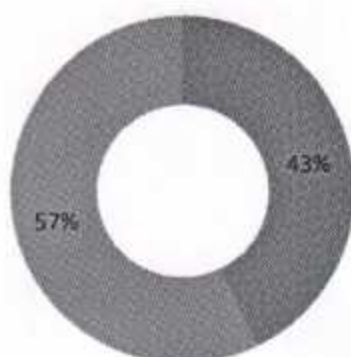
The result shows that 45% of the teachers has given strongly agree for Courses motivate students to use various resources that are available in the college and outside for their effective learning and 57% has given agree.

8. The college has good ambience for effective delivery of the academic process



The result shows that 43% of the teachers has given strongly agree for the college has good ambience for effective delivery of the academic process and 57% has given agree.

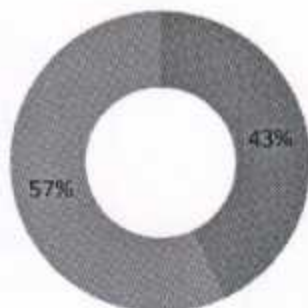
9. The college has enough relevant resources which are updated regularly for teaching learning purposes



- Strongly Disagree
- Disagree
- Neither Agree nor Disagree
- Agree
- Strongly Agree

The result shows that 57% of the teachers has given strongly agree for the college has enough relevant resources which are updated regularly for teaching learning purposes and 43% has given agree.

10. Enough opportunities are given for self-development




- Strongly Disagree
- Disagree
- Neither Agree nor Disagree
- Agree
- Strongly Agree

The result shows that 57% of the teachers has given strongly agree for enough opportunities are given for self-development and 43% has given agree.

Action Taken:

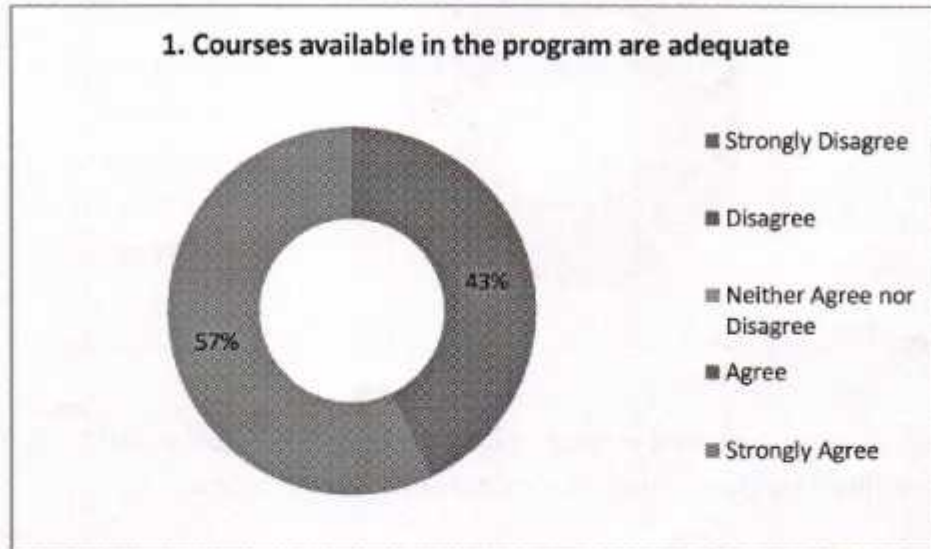
We have received good response in all parameters. We are trying to sustain the same.

Head of the Department


Head Department of Computer Applications
KMG College of Arts & Science
Gudiyatham - 635 803

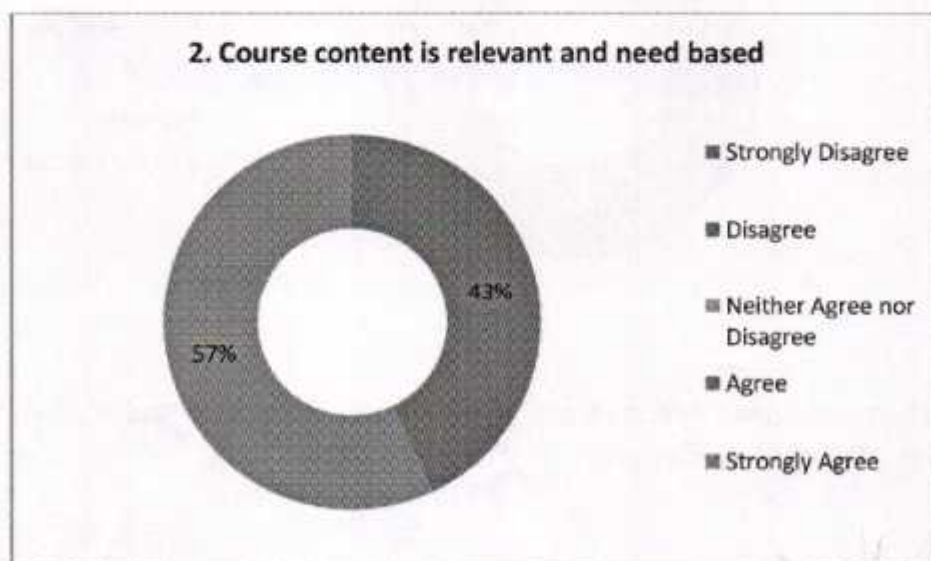

PRINCIPAL
K.M.G. COLLEGE OF ARTS & SCIENCE
GUDIYATTAN - 635 803.
VELLORE DISTRICT

TEACHERS FEEDBACK ANALYSIS
DEPARTMENT OF COMPUTER SCIENCE
2019-2020




Analysis

The above chart shows that **57%** as respondents have given Strongly Agree , **43%** respondents Agree for Course available in the program are adequate.



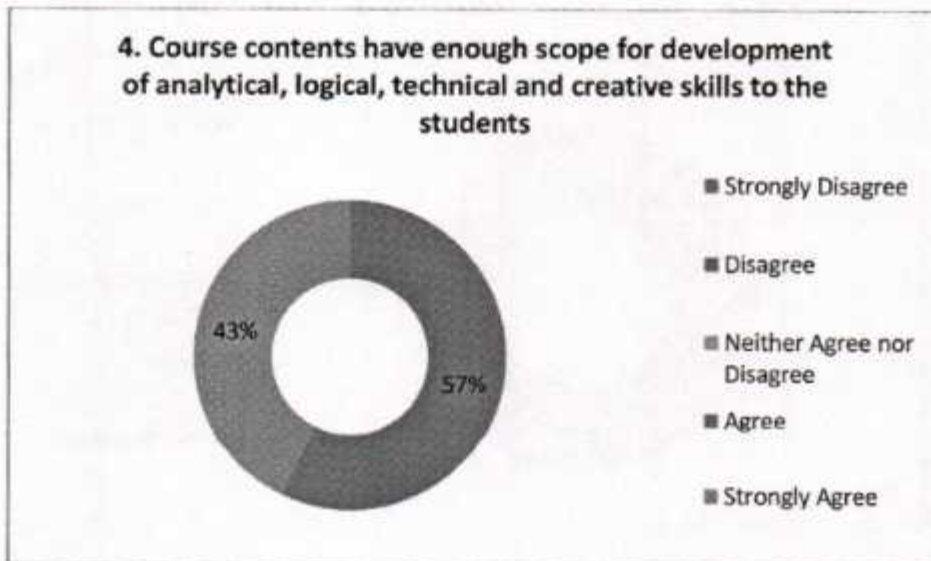
Analysis

The above chart shows that **57%** as respondents have given Strongly Agree , **43%** respondents Agree for Course content is relevant and need based.



Analysis

The above chart shows that 71% as respondents have given Agree , 29% respondents Strongly Agree for Course outcomes are well defined and clear.



Analysis

The above chart shows that 57% as respondents have given Agree , 43% respondents Strongly Agree for Course contents have enough scope.

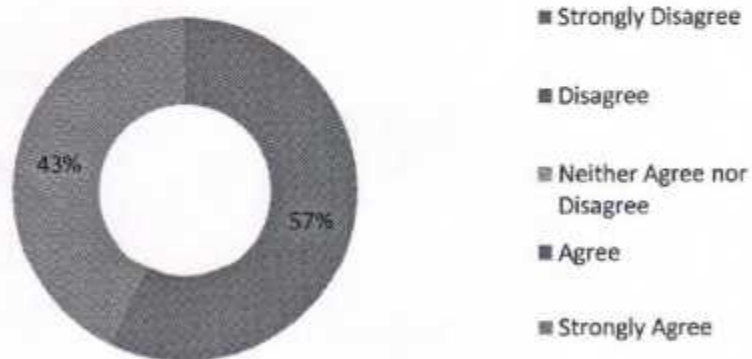
5. Course activities (Internships / Field visit / Guest Lecturers / Assignments / Seminars / others) are relevant for development of various skills for employment and self – employment



Analysis

The above chart shows that 57% as respondents have given Agree , 43% respondents Strongly Agree for Course activities are relevant for development of various skills for employment and self-employment.

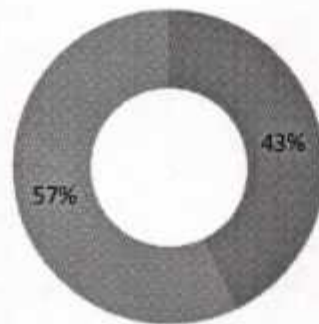
6. The syllabus has good balance between theory and application



Analysis

The above chart shows that 57% as respondents have given Agree , 43% respondents Strongly Agree for The syllabus has good balance between theory and application.

7. Courses motivate students to use various resources that are available in the college and outside for their effective learning

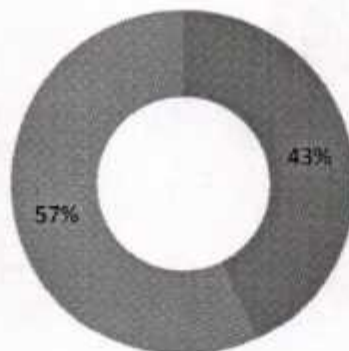


- Strongly Disagree
- Disagree
- Neither Agree nor Disagree
- Agree
- Strongly Agree

Analysis

The above chart shows that **57%** as respondents have given Strongly Agree , **43%** respondents Agree for Course motivate students to use various resources that are available in the college and outside for their effective learning.

8. The college has good ambience for effective delivery of the academic process




- Strongly Disagree
- Disagree
- Neither Agree nor Disagree
- Agree
- Strongly Agree

Analysis

The above chart shows that **57%** as respondents have given Strongly Agree , **43%** respondents Agree for The college has good ambience for effective delivery of the academic process

9. The college has enough relevant resources which are updated regularly for teaching learning purposes

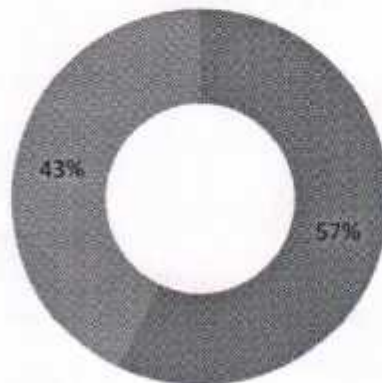


- Strongly Disagree
- Disagree
- Neither Agree nor Disagree
- Agree
- Strongly Agree

Analysis

The above chart shows that **100%** as respondents have given Strongly Agree for The college has enough relevant resources which are updated regularly for teaching learning purposes.

10. Enough opportunities are given for self-development



- Strongly Disagree
- Disagree
- Neither Agree nor Disagree
- Agree
- Strongly Agree

Analysis

The above chart shows that **57%** as respondents have given Agree , **43%** respondents Strongly Agree for Enough opportunities are given for self-development.

Head of the Department

[Signature]
Prof. P DANIEL SUNDARRAJ, M.Sc., M.Phil
Assistant Professor & Head
Department of Computer Science
K. M. G. College of Arts & Science
R. S. Road, Ammanalankurram
Gudiyattam - 635 803

[Signature]
PRINCIPAL
K.M.G. COLLEGE OF ARTS & SCIENCE
GUDIYATTAM - 635 803.



K.M.G COLLEGE OF ARTS AND SCIENCE

Permanently Affiliated to Thiruvalluvar University and
recognized by UGC under section 2(F) & 12(B) of the UGC Act 1956.

Accredited with B+ Grade by NAAC.

Associate member of ICT ACADEMY.

Phone:914171227306

Email:kmgcollege@gmail.com

www.kmgcollege.edu.in

Action Taken Report on Feedback 2019-2020

Students Feedback

SNO	AREAS NEEDS IMPROVEMENTS/SUGGESTIONS	ACTION TAKEN
1.	Student-Teacher Interaction	For excellent student-teacher interaction, parents teachers meetings and ward meetings are being conducted by every department in the college.

Parents Feedback


SNO	AREAS NEEDS IMPROVEMENTS/SUGGESTIONS	ACTION TAKEN
1.	Infrastructure and Computer Lab facility	The department has well equipped lab with required number of systems. Based on the requirement of the students, new systems are added. Further actions have been taken to improve the laboratory facilities.
2.	Toilets/washrooms are clean and properly maintained	Steps have been taken to improve the toilets/washrooms facilities as per the requirements of the students and staff

Teachers Feedback

SNO	AREAS NEEDS IMPROVEMENTS/SUGGESTIONS	ACTION TAKEN
1.	NIL	The overall Feedback is so good and the department will take steps to maintain and sustain it.

Alumni Feedback

SNO	AREAS NEEDS IMPROVEMENTS/SUGGESTIONS	ACTION TAKEN
1.	Training and Placement	Steps have been taken to organize more training and placement programs in the future for further improvement. Collaboration with other institutes and companies has been made by signing MOU with organizations.


Head of the Department

Prof. P DANIEL SUNDARRAJ, M.Sc., M.Phil
Assistant Professor & Head
Department of Computer Science
K.M.G College of Arts & Science
R. S. Road, Ammanangkuppam
Gudiyattam - 635 803


PRINCIPAL
K.M.G. COLLEGE OF ARTS & SCIENCE
GUDIYATTAM - 635 803.

K.M.G. COLLEGE OF ARTS AND SCIENCE
PG & RESEARCH DEPARTMENT OF COMMERCE
(2019-2020) PARENTS FEEDBACK ANALYSIS

1. Admission Procedure



- Excellent
- Very Good
- Good
- Average
- Poor

Inference:

Above pie chart showed that 39 % of the parents felt that admission procedures are excellent , 39% of the parents felt that admission procedure are very good and 22% of the parents felt that admission procedures are good.

2. Infrastructure and Computer Lab facility



- Excellent
- Very Good
- Good
- Average
- Poor

Inference:

Above pie chart table showed that 30 % of the parents felt that infrastructure and computer lab facility are excellent, 45% of the parents felt that infrastructure and computer lab facility are very good, 20% of the parents felt that infrastructure and computer lab facility are good, and 5 % of the parents felt that infrastructure and computer lab facility are good.

3. Library facility



- Excellent
- Very Good
- Good
- Average
- Poor

Inference:

Above pie chart table showed that 20% of the parents felt library facilities are excellent , 40% of the parents felt that library facility are very good,35% of the parents felt library facilities are good, and 5%of the parents felt the library facility are average.

4. Staff behavior (Teaching / non-teaching) is warm and co-operative



- Excellent
- Very Good
- Good
- Average

Inference:

Above pie chart table showed that 25% of the parents felt that staff behaviour is warm and co-operation are very good, 65% of the parents felt that staff behaviour is warm and co-operation are good, 5% of the parents felt that staff behaviour is warm and co-operation are good, and 5% of the parents felt that staff behaviour is warm and co-operation are average.

5. Sports and Cultural activities



- Excellent
- Very Good
- Good
- Average
- Poor

Inference:

Above pie chart table showed that 50 % of the parents felt that sports and cultural activities are excellent, 20% of the parents felt that sports and cultural activities are very good, 25% of the parents felt that sports and cultural activities are good, and 5% of the parents felt that sports and cultural activities are good.

6. Academic discipline (i.e. timely conduct of lectures, practical and related activities) observed by the college



- Excellent
- Very Good
- Good

Inference:

Above pie chart table showed that 22% of the parents felt that academic discipline observed by the college are very excellent, 56% of the parents felt that academic discipline observed by the college are very good, 17 % of the parents felt that academic discipline observed by the college are good, and 17 % of the parents felt that academic discipline observed by the college are good.

7. The syllabus is need based




- Excellent
- Very Good
- Good
- Average
- Poor

Inference:

Above pie chart table showed that 20 % of the parents felt that syllabus are excellent and need based, 35 % of the parents felt that syllabus are very good and need based, 35% of the parents felt that syllabus are very good, 5% of the parents felt that syllabus are average and need based, and 5%of the parents felt that syllabus are poor and need based.

8. Toilets/washrooms are clean and properly maintained

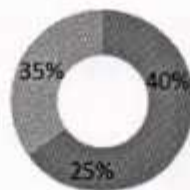


- Excellent
- Very Good
- Good
- Average
- Poor

Inference:

Above pie chart table showed that 50% of the parents felt that excellent maintenance of toilets / washrooms, 40 % of the parents felt very good maintenance of toilets / washrooms and 10 % of the parents felt that very good maintenance of toilets / washrooms.

9. The class-rooms are clean and well maintained



- Excellent
- Very Good
- Good
- Average
- Poor

Inference:

Above pie chart table showed that 40 % of the parents felt that excellent maintenance of class – rooms, 25 % of the parents felt that very good maintenance of class – rooms and 35 % of the parents felt that good maintenance of class – rooms.

10. The campus is green and eco-friendly



- Excellent
- Very Good
- Good
- Average
- Poor

Inference:

Above pie chart table showed that 15 % of the parents felt that excellent campus and are green, eco-friendly, 45 % of the parents felt that very good campus and are green, eco-friendly, 30% of the parents felt that good campus and are green, eco-friendly and 10% of the parents felt that poor campus and are green, eco-friendly.

11. Clean drinking water is available in the college campus



- Excellent
- Very Good
- Good
- Average

Inference:

Above pie chart table showed that 32% of the parents felt that excellent drinking water is available in the college campus, 37% of the parents felt that very good drinking water is available in the college campus, 26% of the parents felt that good drinking water is available in the college campus, and 5% of the parents felt that average drinking water is available in the college campus.

12. The campus has adequate power supply



- Excellent
- Very Good
- Good
- Average
- Poor

Inference:

Above pie chart table showed that 40 % of the parents felt that excellent power supply in the campus, 30% of the parents felt that very good power supply in the campus, 25 % of the parents felt that good power supply in the campus, and 5% of the parents felt that average power supply in the campus.

13. The functioning of the placement cell in the college is satisfactory



- Excellent
- Very Good
- Good
- Average

Inference:

Above pie chart table showed that 35 % of the parents felt that excellent functioning of placement cell in the college, 30 % of the parents felt that very good functioning of placement cell in the college, 30 % of the parents felt that good functioning of placement cell in the college, and 5% of the parents felt that average functioning of placement cell in the college.

14. Continuous efforts are taken by the college to improve the quality of teaching and learning



- Excellent
- Very Good
- Good
- Average

Inference:

Above pie chart table showed that 15% of the parents felt that excellent improvement in the quality of teaching and learning, 55 % of the parents felt that very good improvement in the quality of teaching and learning, 20% of the parents felt that good improvement in the quality of teaching and learning, and 10% of the parents felt that average improvement in the quality of teaching and learning.

ACTION TAKEN

Based on the above analysis it is concluded that the student's feedback were strongly agreed in the majority of the questions. So we try to sustain the same and improve on the need base.

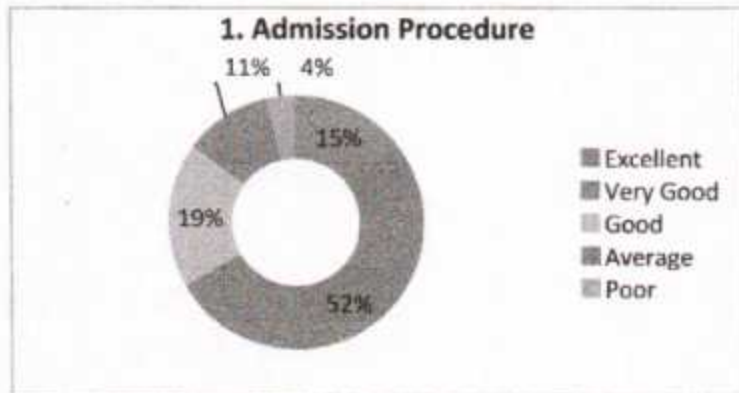
Head of the Department

HEAD OF THE DEPARTMENT
PG & RESEARCH DEPARTMENT OF COMMERCE
K.M.G. COLLEGE OF ARTS & SCIENCE
GUDIYATTAM - 635-803

Principal

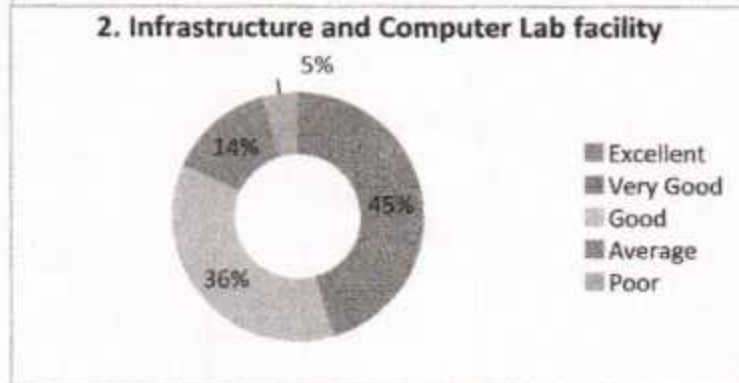
PRINCIPAL
K.M.G. COLLEGE OF ARTS & SCIENCE
GUDIYATTAM - 635 803.

PARENTS FEEDBACK ANALYSIS
DEPARTMENT OF BBA
2019-2020



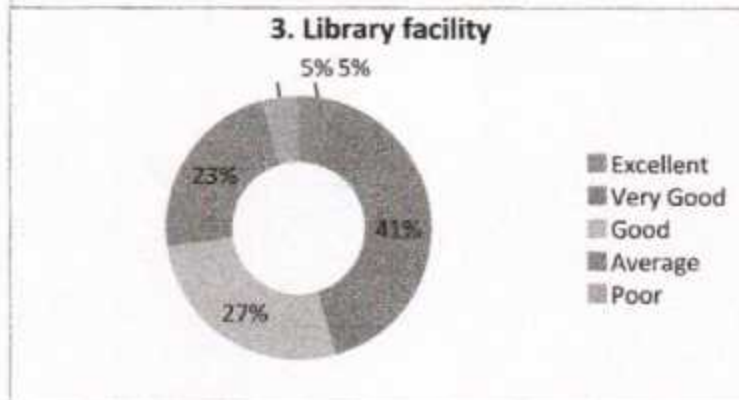
Inferences:

The admission procedure in the college is 52% of parents said that very good; 18% of parents said that good; 15% of parents said that excellent; 11% of parents said that average; 4% of parents said that poor.



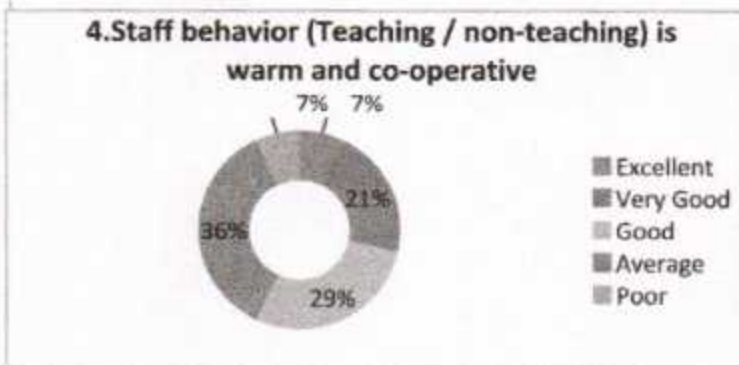
Inferences:

The infrastructure and computer lab facility in college is 45% of parents stated that very good; 36% of parents stated that good; 14% of parents stated that average; 5% of parents stated that poor.



Inferences:

The library facility in the college campus is 41% of parents are very good; 27% of parents are good; 23% of parents are average; 5% of parents are poor; 4% of parents are excellent.



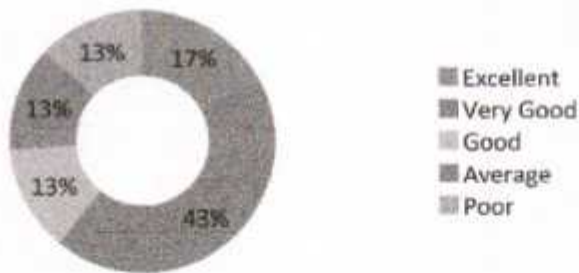
Inferences:

The staff behavior in college is warm and co-operative 36% of parents stated that average; 29% of parents stated that good; 21% of parents stated that very good; 7% of parents stated that excellent; 7% of parents stated that poor.

Inferences:

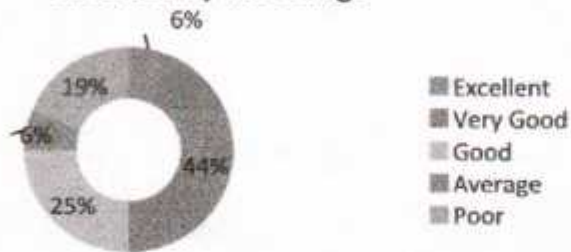
The sports and cultural activities in the college is 44% of parents said that very good; 17% of parents said that excellent; 13% of parents said that good; 13% of parents said that

5. Sports and Cultural activities



average; 13% of parents said that poor.


6. Academic discipline (i.e. timely conduct of lectures, practical and related activities) observed by the college



Inferences:

The academic discipline observed by the college is 44% of parents stated that very good; 25% of parents stated that good; 19% of parents stated that poor; 6% of parents stated that excellent; 6% of parents stated that average.


7. The syllabus is need based



Inferences:

The syllabus is need based in the course 35% of parents stated that very good; 25% of parents stated that good; 15% of parents stated that average; 15% of parents stated that excellent; 10% of parents stated that poor.

8. Toilets/washrooms are clean and properly maintained



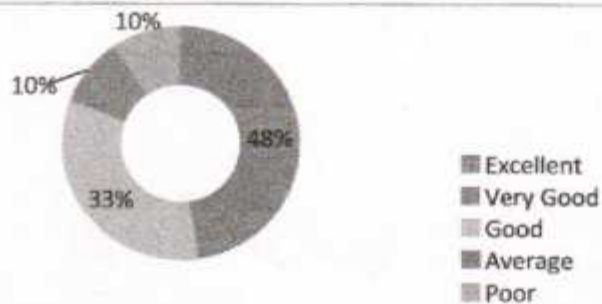
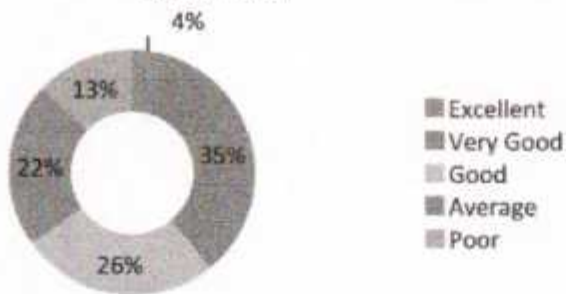
Inferences:

The washrooms are clean and properly maintained in the college campus 33% of parents said that poor; 28% of parents said that very good; 22% of parents said that average; 17% of parents said that good.

Inferences:


The class room are clean and well maintained 35% of parents said that very good; 26% of parents said that good; 22% of parents said that average; 13% of parents said that poor; 4% of parents said that excellent.

9. The class-rooms are clean and well maintained

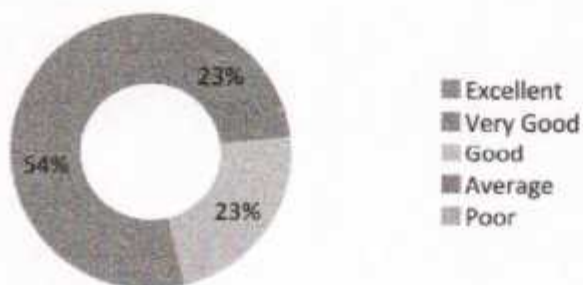


10. The campus is green and eco-friendly

11. Clean drinking water is available in the college campus



12. The campus has adequate power supply



Inferences:

The campus is green and eco-friendly 48% of parents said that very good; 33% of parents said that good; 10% of parents said that poor; 9% of parents said that average.

Inferences:

Clean drinking water is available in the college campus 41% of parents said that good; 29% of parents said that very good; 12% of parents said that excellent; 12% of parents said that poor; 6% of parents said that average.

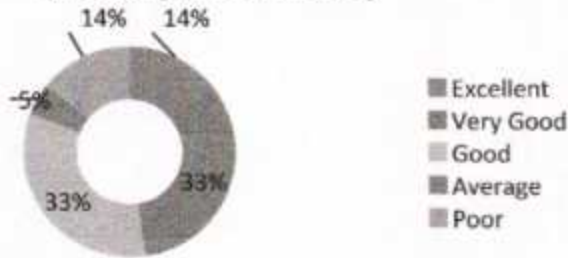
Inferences:

The campus has adequate power supply 54% of parents said that average; 23% of parents said that very good; 23% of parents said that good.

Inferences:

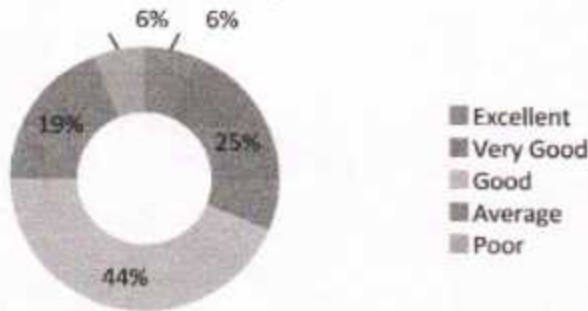
The functioning of the placement cell in the college is satisfactory 34% of parents said that very good; 33% of parents said that good; 14% of parents said that excellent; 14% of parents said that poor; 5% of

13. The functioning of the placement cell in the college is satisfactory



parents said that average.

14. Continuous efforts are taken by the college to improve the quality of teaching and learning



Inferences:

Continuous efforts are taken by the college to improve the quality of teaching and learning 44% of parents said that good; 25% of parents said that very good; 19% of parents said that average; 6% of parents said that poor; 6% of parents said that excellent.

S. No.	FEEDBACK	ACTION TAKEN
1.	Infrastructure of the college library and lab facility	Well equipped lab are arranged for the students in the campus
2.	The washrooms are clean and properly maintained in the college campus 40% of parents said that poor	The washroom was cleaned daily every two hours

R. Manikandan

Head of the Department

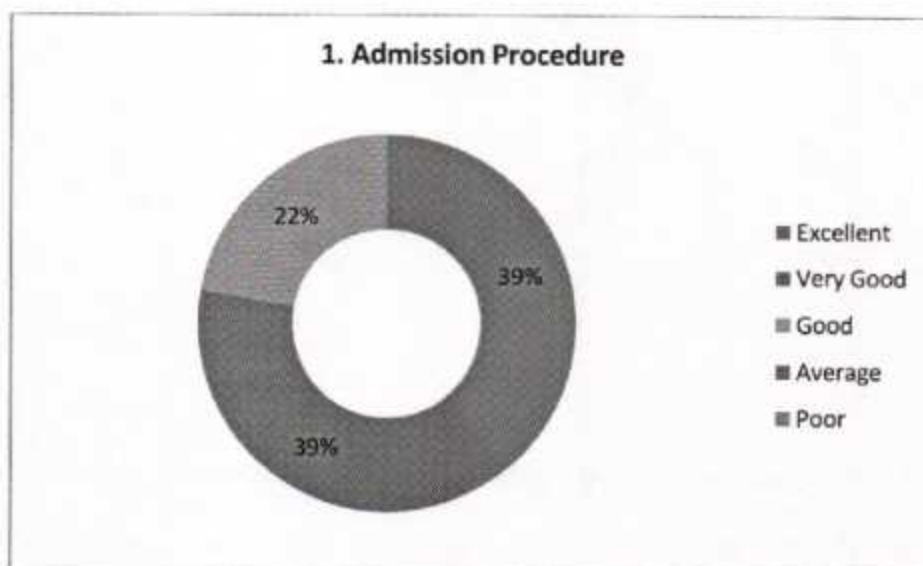
Dr. R. MANIKANDAN, M.Sc., (C.S.), B.Ed., M.B.A., M.Phil., Ph.D.,
HOD

Department of Business Administration
KMG College of Arts & Science
Gudiyattam.

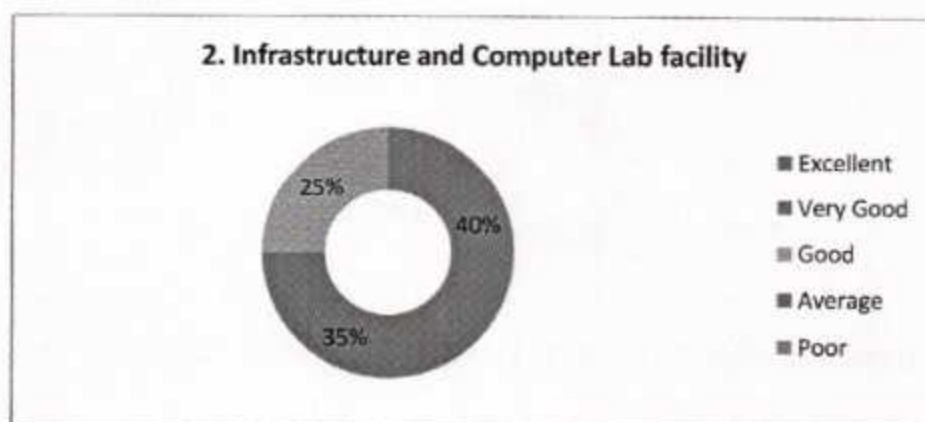
[Signature]
Principal

PRINCIPAL
K.M.G. COLLEGE OF ARTS & SCIENCE
GUDIYATTAM - 635 803.
VELLORE DISTRICT.

PARENTS FEEDBACK ANALYSIS
DEPARTMENT OF BIOCHEMISTRY
2019-2020

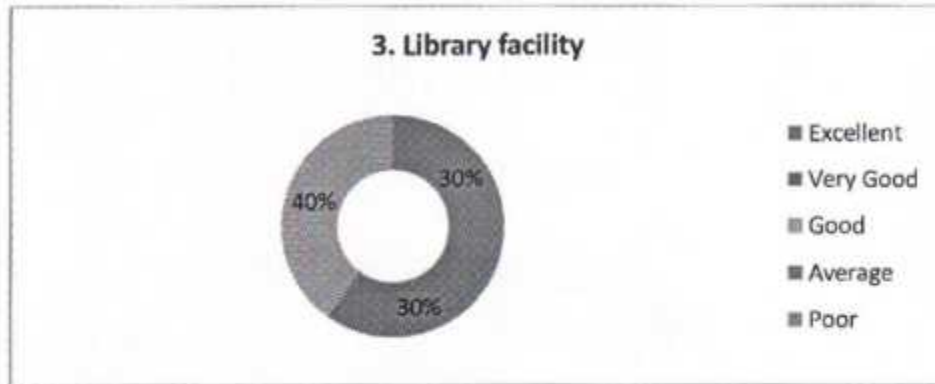


39% of parents rate the pupils' admittance process as excellent.
39% of parents express approval for the admittance process and the faculty members' encouragement of teaching and support staff to put in extra effort.



Infrastructure and computer lab staff members to provide feedback from students

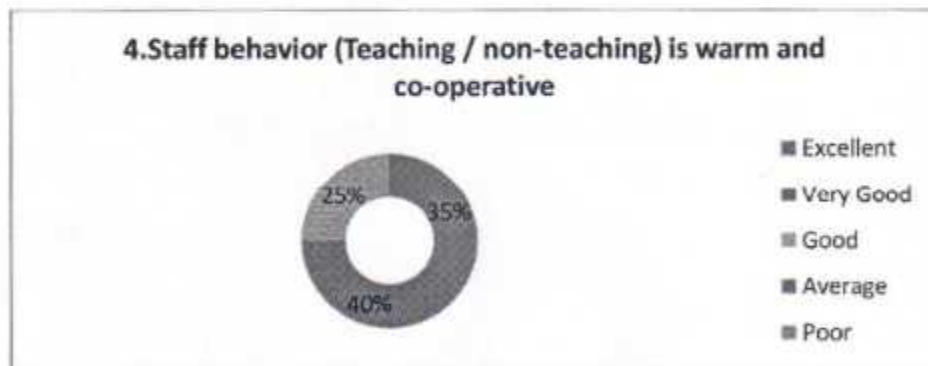
40% of the students will provide helpful feedback to the students.



In terms of the most recent improvements in the field, a favourable judgement is favourable.

Thanks to our efforts, the most current parent feedback level has been maintained at or above it.

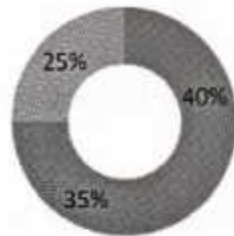
Ents provide the library members with outstanding performance.



Using innovative teaching methods was mentioned by 35% of the students.

Instructors to the students make an attempt to maintain the calibre of the lectures and other non-teaching assignments at a high grade.

5. Sports and Cultural activities



- Excellent
- Very Good
- Good
- Average
- Poor

40% of parents rate the pupils' extracurricular activities, including their participation in sports and the arts, as great.

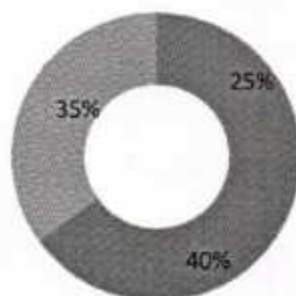
6. Academic discipline (i.e. timely conduct of lectures, practical and related activities) observed by the college



- Excellent
- Very Good
- Good
- Average

The parents provide 35% of the camp's overall performance, dispense of kids' punctuality in attending class, and practical activities connected to 35% of the good approach, respectively.

7. The syllabus is need based




- Excellent
- Very Good
- Good
- Average
- Poor

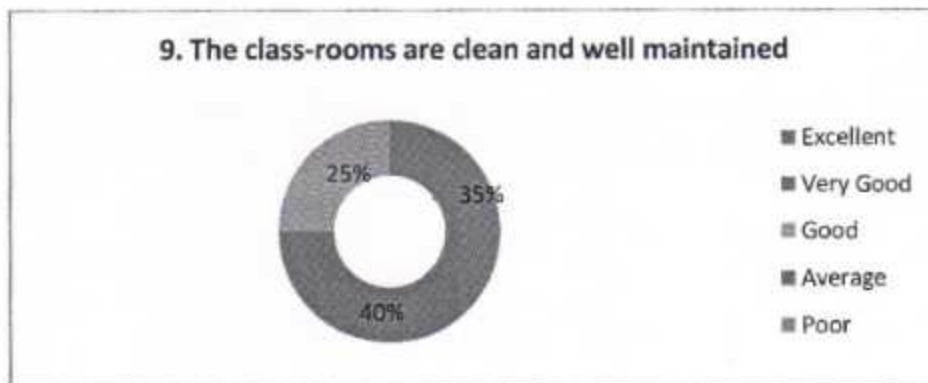


We have made an effort to keep the level of the current student comments there or higher.

25% of the parents expressed satisfaction with the way we focused on the curriculum.



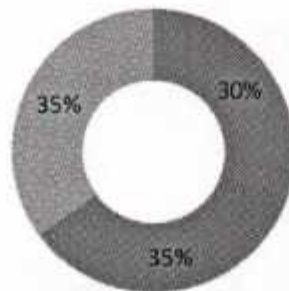
30% Parents to give the excellent to the toilet and washrooms 35% parents to give good quality of the washrooms



We tried to keep the current student remarks at that or a higher level.

40% of the parents said they were happy with the manner we kept the

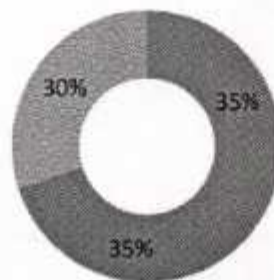
10. The campus is green and eco-friendly



- Excellent
- Very Good
- Good
- Average
- Poor

35% of parents gave a very favourable rating of the school's environmental and eco-friendly initiatives.

11. Clean drinking water is available in the college campus



- Excellent
- Very Good
- Good
- Average
- Poor

35% of parents advise that the college have access to campus clean drinking water.

35% of parents give the camp incredibly positive reviews.

12. The campus has adequate power supply



- Excellent
- Very Good
- Good

25% of parents offered favourable feedback on the campus's power supply. 30% of parents rate the campus as excellent.

13. The functioning of the placement cell in the college is satisfactory



- Excellent
- Very Good
- Good

40% of parents rate the college's placement cell as good in its performance. 35% of parents gave extremely positive feedback.

14. Continuous efforts are taken by the college to improve the quality of teaching and learning



- Excellent
- Very Good
- Good

We received 35% excellent, 35% very good, 30% good feedback for continuous efforts are taken by the college to improve quality of teaching and learning.

D. Kanthigounder
HOD

HOD


PG & RESEARCH DEPARTMENT OF BIOCHEMISTRY
K.M.G. COLLEGE OF ARTS & SCIENCE

PRINCIPAL
PRINCIPAL

K.M.G. COLLEGE OF ARTS & SCIENCE
GUDIYATTAM - 635 803.
VELLORE DISTRICT

**K.M.G COLLEGE OF ARTS AND SCIENCE,
GUDIYATTAM - 635 803
PG AND RESEARCH DEPARTMENT OF BIOCHEMISTRY
Action Taken Report on Parents Feedback 2019-20**

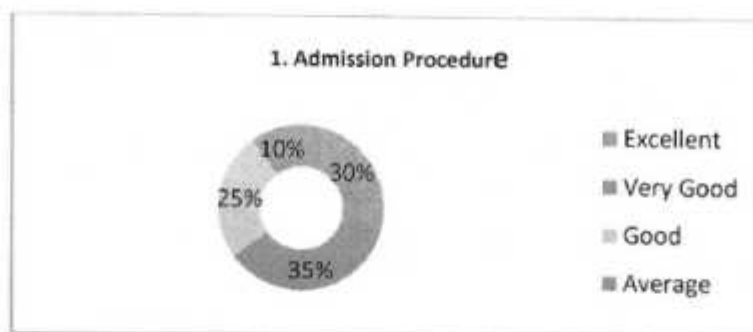
S. NO.	Areas Need Improvement/Suggestions	Action Taken
1	The parents provide 35% of the camp's overall performance, dispense of kids' punctuality in attending class, and practical activities connected to 35% of the good approach, respectively.	We have made an effort to keep the level of the current student comments there or higher.


HOD

HOD
PG & RESEARCH DEPARTMENT OF BIOCHEMISTRY
K.M.G. COLLEGE OF ARTS & SCIENCE

PRINCIPAL 
PRINCIPAL
K.M.G. COLLEGE OF ARTS & SCIENCE
GUDIYATTAM - 635 803.

K.M.G.COLLEGE OF ARTS & SCIENCE, GUDIYATTAM-635803.
DEPARTMENT OF MICROBIOLOGY
PARENTS FEEDBACK ANALYSIS
2019-2020

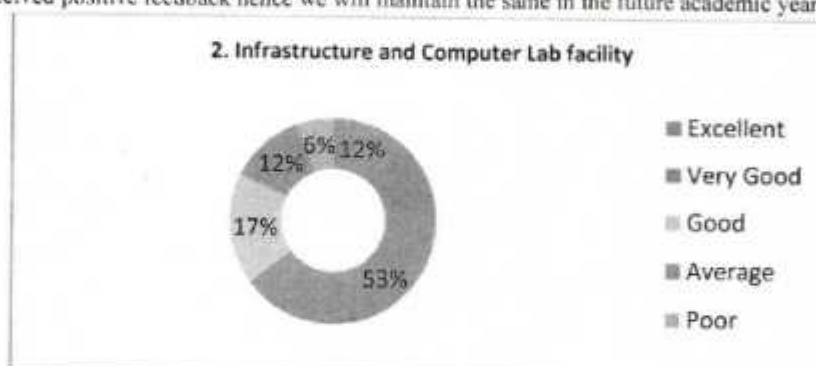


Inference:

30% of Parents had stated that the Admission procedure was Excellent; 35% of Parents had stated Very Good; 25% of Parents had stated Good; 10% of Parents had stated Average.

Action Taken:

We had received positive feedback hence we will maintain the same in the future academic years.

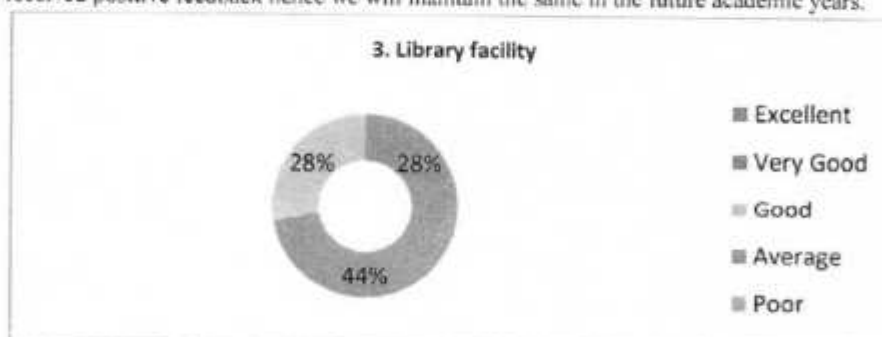


Inference:

12% of Parents had stated that the Infra structure and computer lab facility was Excellent; 53% of Parents had stated Very Good; 17% of Parents had stated Good; 12% of Parents had stated Average; 6% of parents had stated poor.

Action Taken:

We had received positive feedback hence we will maintain the same in the future academic years.



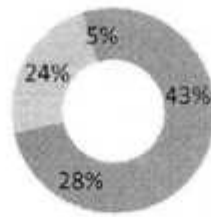
Inference:

28% of Parents had stated that the Library Facility was Excellent; 44% of Parents had stated Very Good; 28% of Parents had stated Good.

Action Taken:

We had received positive feedback hence we will maintain the same in the future academic years.

4. Staff behavior (Teaching / non-teaching) is warm and co-operative



- Excellent
- Very Good
- Good
- Average
- Poor

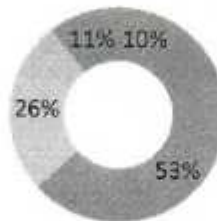
Inference:

43% of Parents had stated that the Staff Behaviour was Excellent; 28% of Parents had stated Very Good; 24% of Parents had stated Good; 5% of Parents had stated Average.

Action Taken:

We had received positive feedback hence we will maintain the same in the future academic years.

5. Sports and Cultural activities



- Excellent
- Very Good
- Good
- Average
- Poor

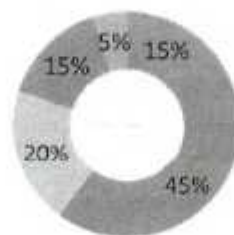
Inference:

10% of Parents had stated that the sports and cultural activities were Excellent; 53% of Parents had stated Very Good; 26% of Parents had stated Good; 11% of Parents had stated Average.

Action Taken:

We had received positive feedback hence we will maintain the same in the future academic years.

6. Academic discipline (i.e. timely conduct of lectures, practical and related activities) observed by the college



- Excellent
- Very Good
- Good
- Average
- Poor

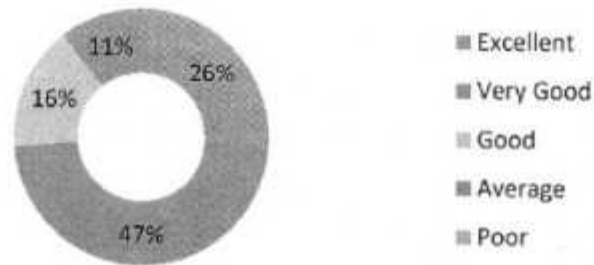
Inference:

15% of Parents had stated that the Academic discipline was Excellent; 45% of Parents had stated Very Good; 20% of Parents had stated Good; 15% of Parents had stated Average; 5% of Parents had stated Poor.

Action Taken:

We had received positive feedback hence we will maintain the same in the future academic years.

7. The syllabus is need based




Inference:

26% of Parents had stated that the Syllabus was Excellent; 47% of Parents had stated Very Good; 16% of Parents had stated Good; 11% of Parents had stated Average.

Action Taken:

We had received positive feedback hence we will maintain the same in the future academic years.

8. Toilets/washrooms are clean and properly maintained



Inference:

15% of Parents had stated that the Toilet/Washroom maintenance was Excellent; 35% of Parents had stated Very Good; 35% of Parents had stated Good; 10% of Parents had stated Average, 5% of Parents had stated Poor.

Action Taken:

We had received positive feedback hence we will maintain the same in the future academic years.

9. The class-rooms are clean and well maintained

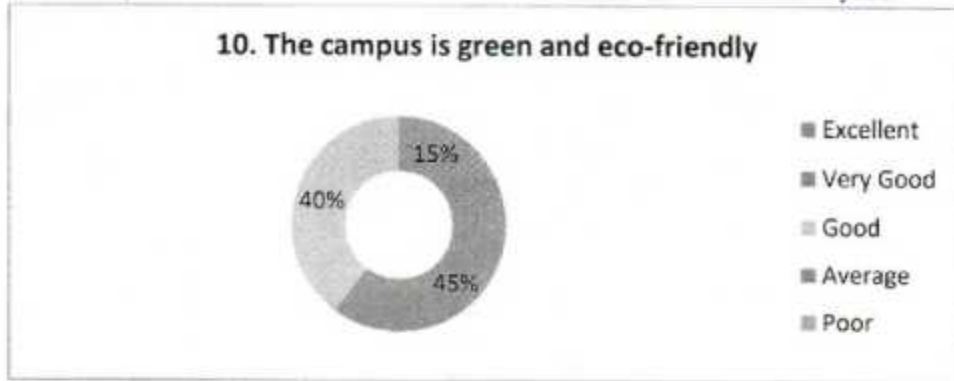


Inference:

32% of Parents had stated that the Class maintenance was Excellent; 42% of Parents had stated Very Good; 10% of Parents had stated Good; 16% of Parents had stated Average.

Action Taken:

We had received positive feedback hence we will maintain the same in the future academic years.

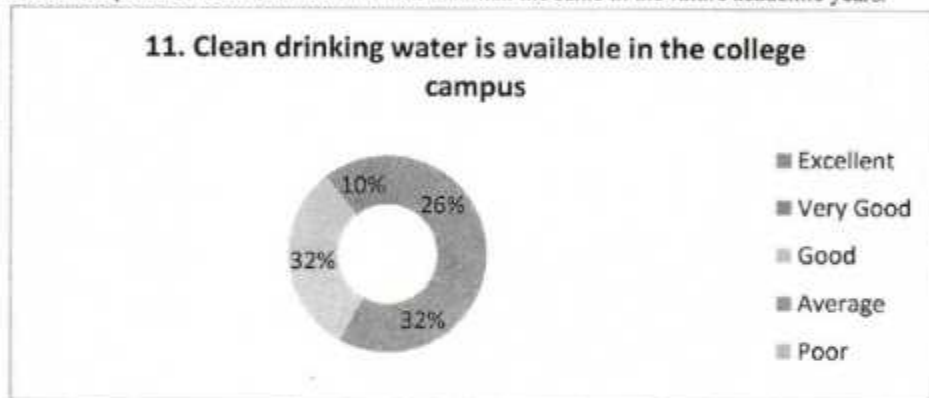


Inference:

15% of Parents had stated that the campus is green and eco-friendly was Excellent; 45% of Parents had stated Very Good; 40% of Parents had stated Good.

Action Taken:

We had received positive feedback hence we will maintain the same in the future academic years.

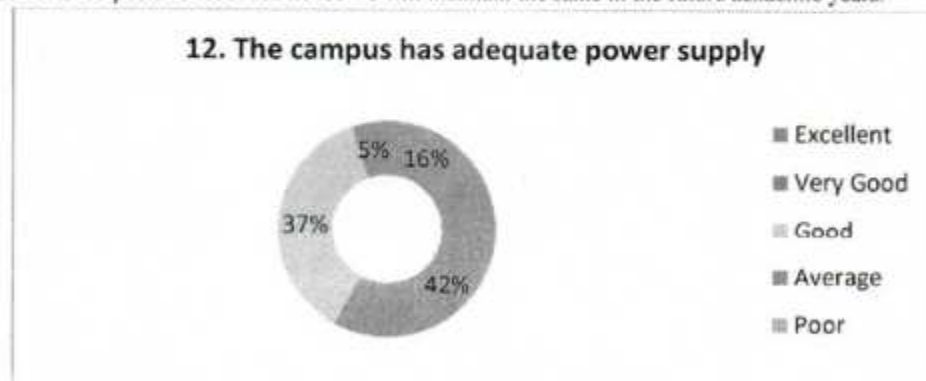


Inference:

26% of Parents had stated that the Availability of clean drinking water was Excellent; 32% of Parents had stated Very Good; 32% of Parents had stated Good; 10% of Parents had stated Average.

Action Taken:

We had received positive feedback hence we will maintain the same in the future academic years.



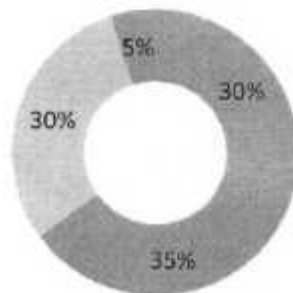
Inference:

16% of Parents had stated that the adequate power supply in campus was Excellent; 42% of Parents had stated Very Good; 37% of Parents had stated Good; 5% of Parents had stated Average.

Action Taken:

We had received positive feedback hence we will maintain the same in the future academic years.

13. The functioning of the placement cell in the college is satisfactory



- Excellent
- Very Good
- Good
- Average
- Poor

Inference:

30% of Parents had stated that the placement cell was Excellent; 35% of Parents had stated Very Good; 30% of Parents had stated Good; 5% of Parents had stated Average.

Action Taken:

We had received positive feedback hence we will maintain the same in the future academic years.

14. Continuous efforts are taken by the college to improve the quality of teaching and learning



- Excellent
- Very Good
- Good
- Average
- Poor

Inference:

9% of Parents had stated that the quality of teaching and learning was Excellent; 38% of Parents had stated Very Good; 43% of Parents had stated Good; 10% of Parents had stated Average.

Action Taken:

We had received positive feedback hence we will maintain the same in the future academic years.

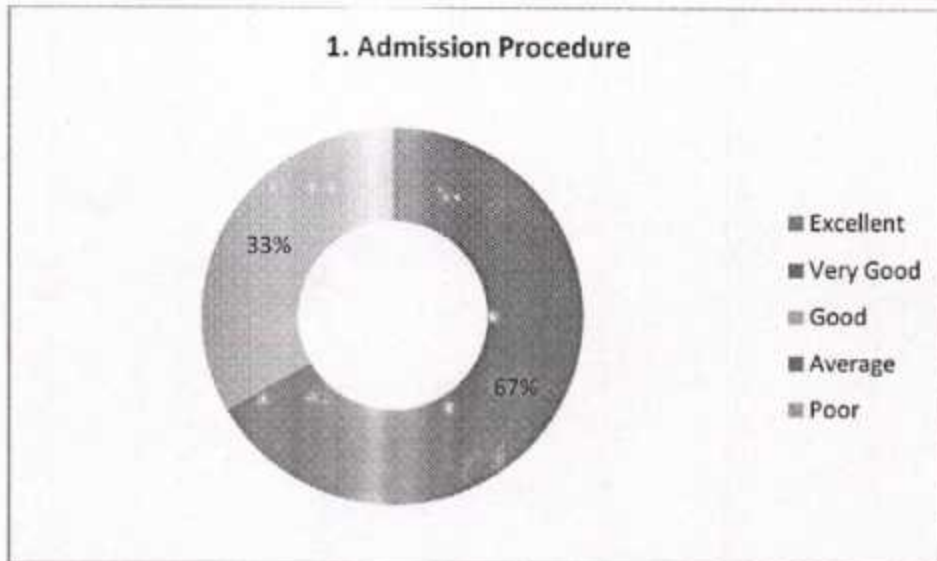

HEAD OF THE DEPARTMENT
PG & RESEARCH DEPARTMENT OF MICROBIOLOGY
K.M.G. COLLEGE OF ARTS & SCIENCE
GUDIYATTAM - 635 803


PRINCIPAL
K.M.G. COLLEGE OF ARTS & SCIENCE
GUDIYATTAM - 635 803.

PARENTS FEEDBACK ANALYSIS

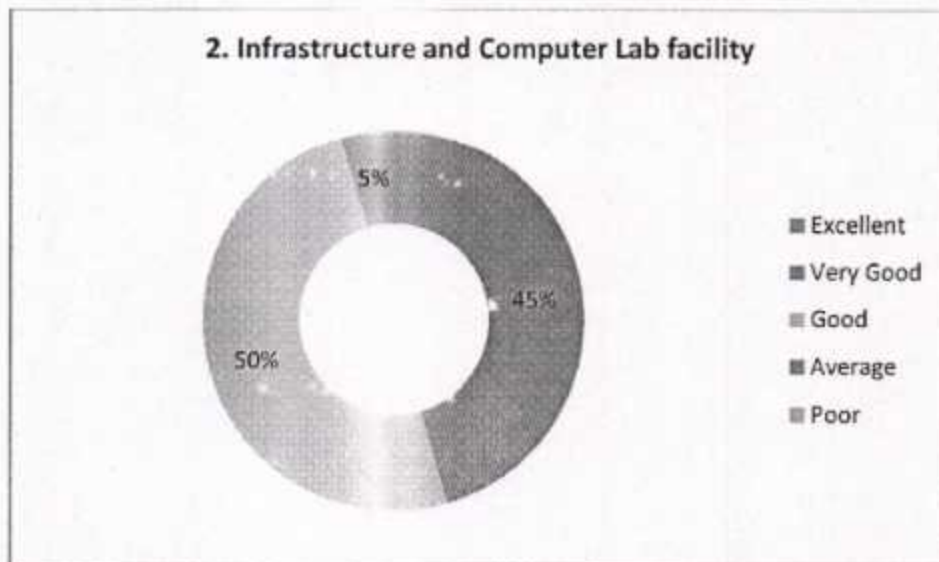
DEPARTMENT OF BCOM CA

2019-2020



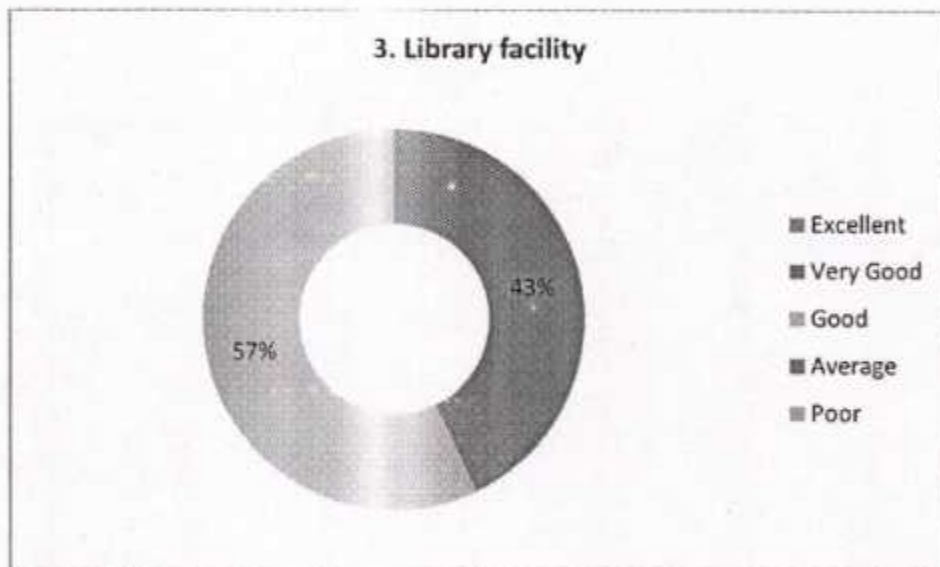
Inference:

Above table showed that 67 % of the parents felt that admission procedures are very good and 33% of the parents felt that admission procedure are good.



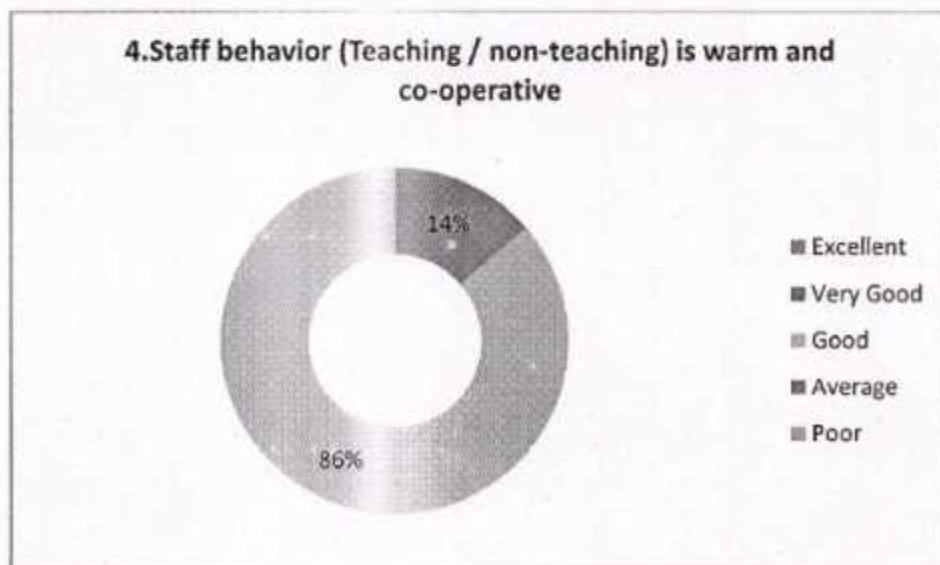
Inference:

Above table showed that 45 % of the parents felt that infrastructure and computer lab facility are very good, 50 % of the parents felt that infrastructure and computer lab facility are good and 5 % of the parents felt that infrastructure and computer lab facility are average.



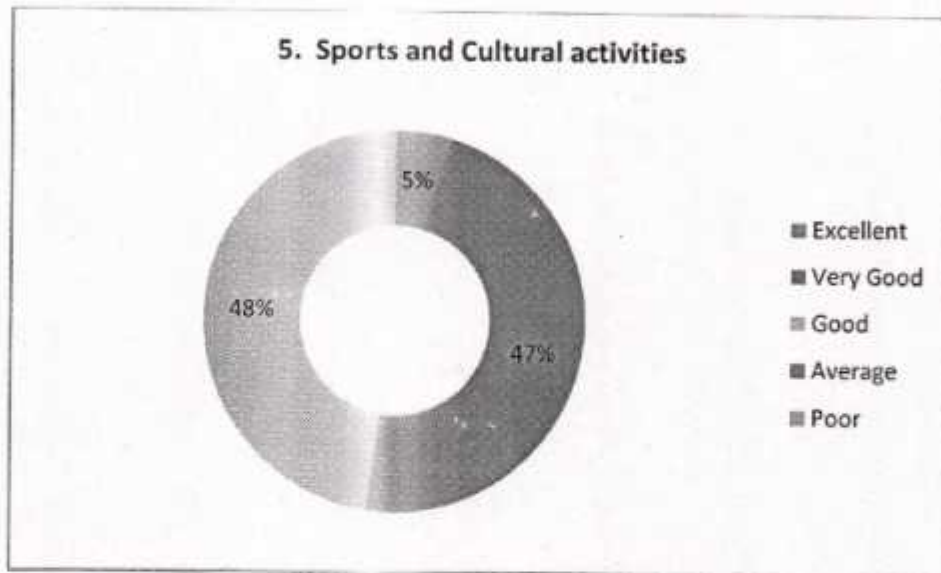
Inference:

Above table showed that 43% of the parents felt library facilities are very good and 57 % of the parents felt that library facility are good.



Inference:

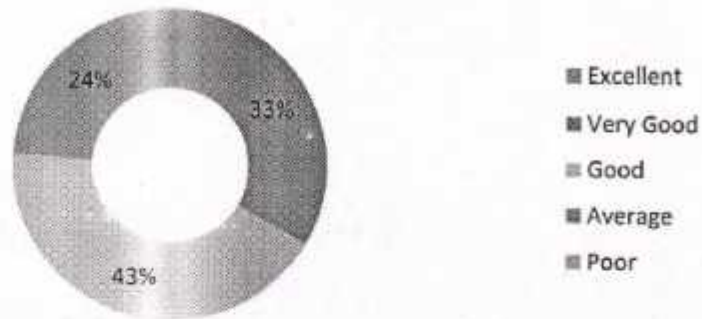
Above table showed that 14% of the parents felt that staff behaviour is warm and co-operation are very good and 86% of the parents felt that staff behaviour is warm and co-operation are good.



Inference:

Above table showed that 47 % of the parents felt that sports and cultural activities are very good, 48 % of the parents felt that sports and cultural activities are good and 5% of the parents felt that sports and cultural activities are average.


6. Academic discipline (i.e. timely conduct of lectures, practical and related activities) observed by the college



Inference:


Above table showed that 33% of the parents felt that academic discipline observed by the college are very good, 43% of the parents felt that academic discipline observed by the college are good and 24 % of the parents felt that academic discipline observed by the college are average.

7. The syllabus is need based



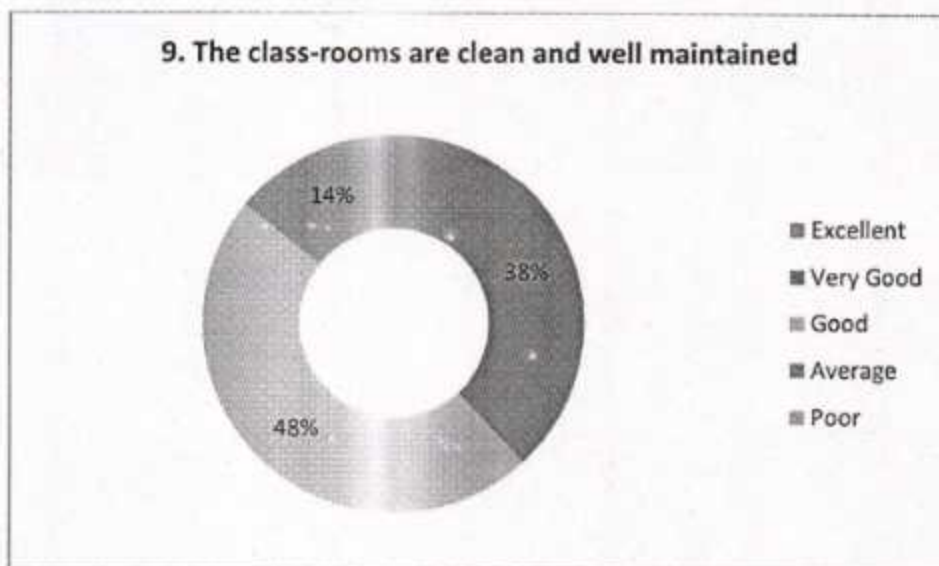
Inference:

Above table showed that 33 % of the parents felt that syllabus are very good and need based, 57 % of the parents felt that syllabus are good and need based and 10% of the parents felt that syllabus are average and need based.



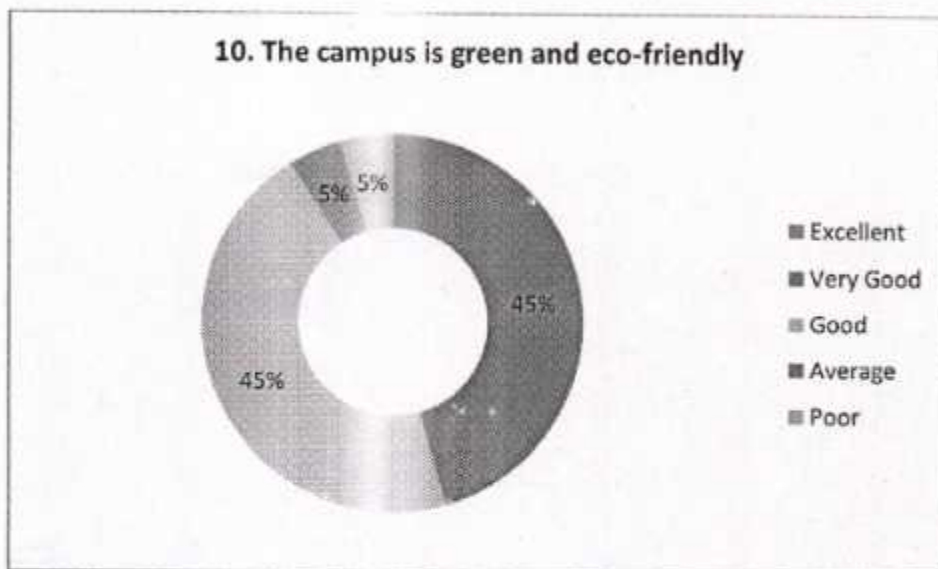
Inference:

Above table showed that 24% of the parents felt that very good maintenance of toilets / washrooms, 67 % of the parents felt good maintenance of toilets / washrooms and 9 % of the parents felt that average maintenance of toilets / washrooms.



Inference:

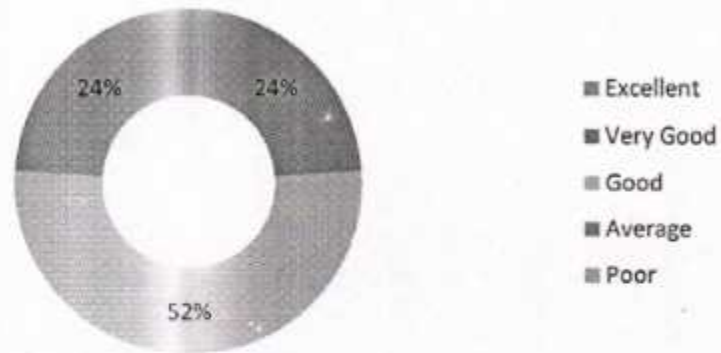
Above table showed that 38 % of the parents felt that very good maintenance of class – rooms, 48 % of the parents felt that good maintenance of class – rooms and 14 % of the parents felt that average maintenance of class – rooms.



Inference:

Above table showed that 45 % of the parents felt that very good campus and are green, eco-friendly, 45 % of the parents felt that good campus and are green, eco-friendly, 5% of the parents felt that average campus and are green, eco-friendly and 5% of the parents felt that poor campus and are green, eco-friendly.


11. Clean drinking water is available in the college campus



Inference:

Above table showed that 24% of the parents felt that very good drinking water is available in the college campus, 52% of the parents felt that good drinking water is available in the college campus and 24 % of the parents felt that average drinking water is available in the college campus.

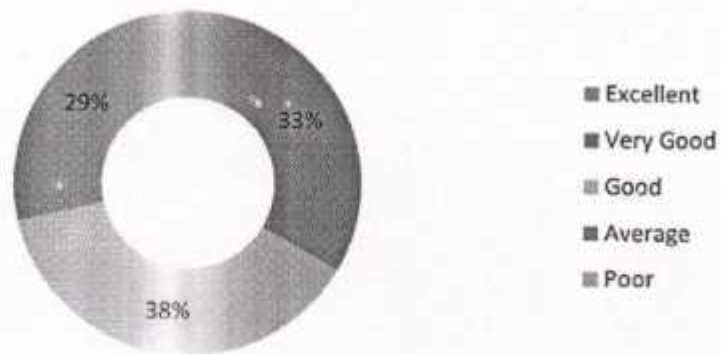
12. The campus has adequate power supply



Inference:

Above table showed that 14 % of the parents felt that very good power supply in the campus, 82 % of the parents felt that good power supply in the campus and 4 % of the parents felt that average power supply in the campus.

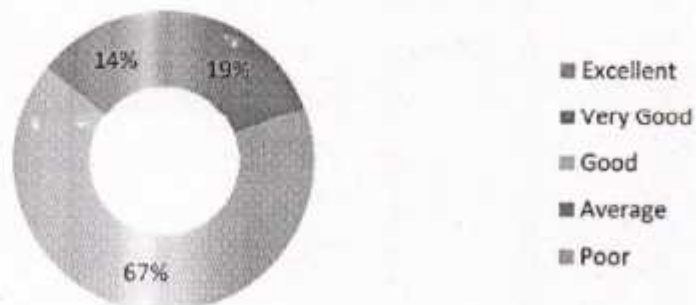
13. The functioning of the placement cell in the college is satisfactory



Inference:

Above table showed that 33 % of the parents felt that good functioning of placement cell in the college, 38 % of the parents felt that good functioning of placement cell in the college and 29 % of the parents felt that average functioning of placement cell in the college.

14. Continuous efforts are taken by the college to improve the quality of teaching and learning




Inference:

Above table showed that 19 % of the parents felt that very good improvement in the quality of teaching and learning, 67 % of the parents felt that good improvement in the quality of teaching and learning and 14% of the parents felt that average improvement in the quality of teaching and learning.

ACTION TAKEN:

Based on the above analysis the parents feedback were excellent and very good. So our college sustain the same and improve based on the need.



HOD
PG Department of Commerce (CA)
KMG College of Arts and Science,
Gudiyattam - 635 803. Vellore Dist.

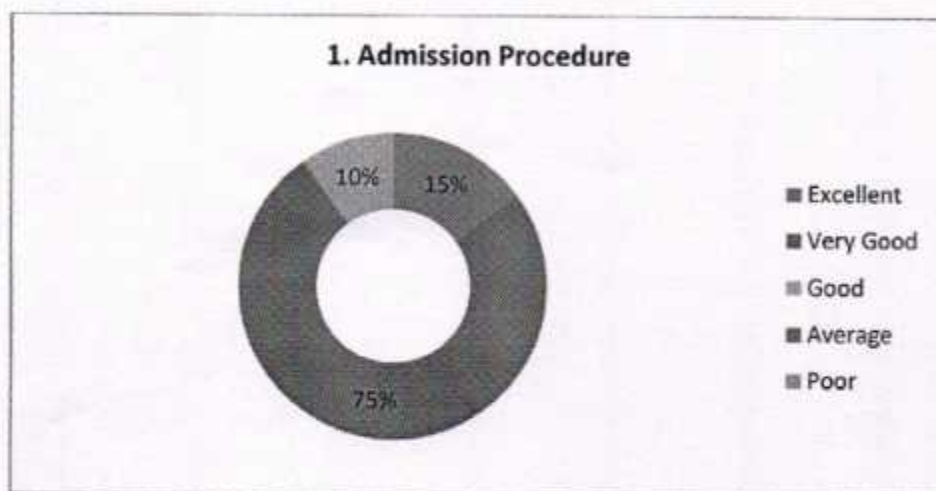


PRINCIPAL
K.M.G. COLLEGE OF ARTS & SCIENCE
GUDIYATTAM - 635 803.

PARENTS FEEDBACK ANALYSIS

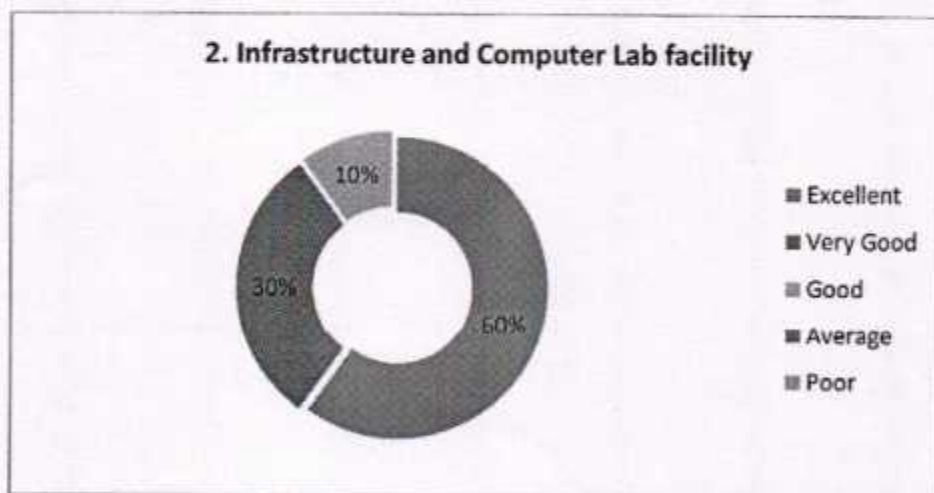
DEPARTMENT OF CHEMISTRY

2019-2020



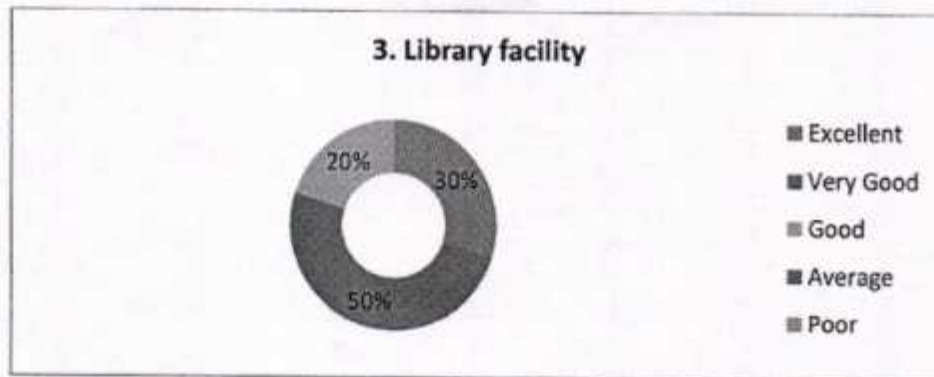
Inference:

The Pie Chart showed that Parent feedback Analysis for the Admission procedure 15% Excellent 75% very good and 10% Good.



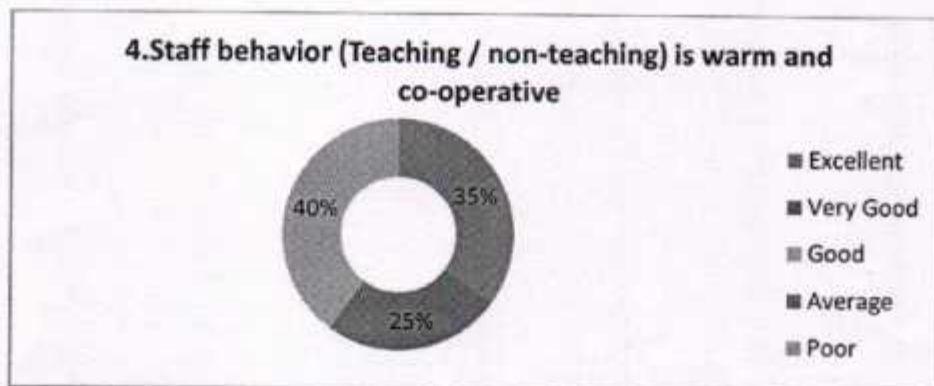
Inference:

The Pie Chart showed that Parent feedback Analysis for the infrastructure and computer Lab Facility 60% Excellent 30% very good and 10% Good.



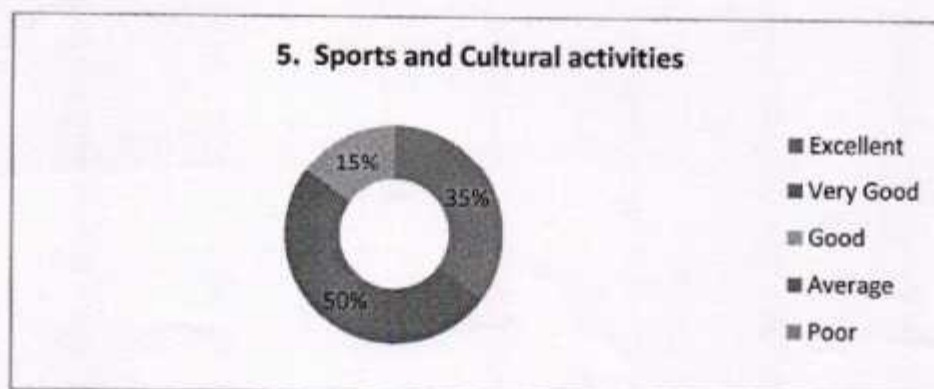
Inference:

The Pie Chart showed that Parent feedback Analysis for the library Facility 30% Excellent 50% very good and 20% Good.



Inference:

The Pie Chart showed that Parent feedback Analysis for the staff behavior was 35% Excellent 25% very good and 40% Good.



Inference:

The Pie Chart showed that Parent feedback Analysis for the sports and cultural activities in our college was 35% Excellent 50% very good and 15% Good.

6. Academic discipline (i.e. timely conduct of lectures, practical and related activities) observed by the college

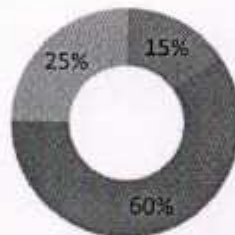


- Excellent
- Very Good
- Good
- Average

Inference:

The Pie Chart showed that Parent feedback Analysis for the college discipline was 55% Excellent 30% very good and 15% Good.

7. The syllabus is need based

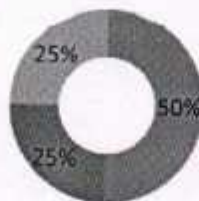


- Excellent
- Very Good
- Good
- Average
- Poor

Inference:

The Pie Chart showed that Parent feedback Analysis for the syllabus is need based was 15% Excellent 60% very good and 25% Good.

8. Toilets/washrooms are clean and properly maintained

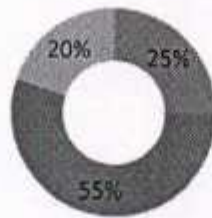


- Excellent
- Very Good
- Good
- Average
- Poor

Inference:

The Pie Chart showed that Parent feedback Analysis for the Toilets /washrooms are clean and properly maintained was 50% Excellent 25% very good and 25% Good.

9. The class-rooms are clean and well maintained



- Excellent
- Very Good
- Good
- Average
- Poor

Inference:

The Pie Chart showed that Parent feedback Analysis for the the class-rooms are clean and well maintained was 25% Excellent 55% very good and 20% Good.

10. The campus is green and eco-friendly



- Excellent
- Very Good
- Good
- Average
- Poor

Inference:

The Pie Chart showed that Parent feedback Analysis for the campus is green and eco-friendly maintained was 45% Excellent 40% very good and 15% Good.

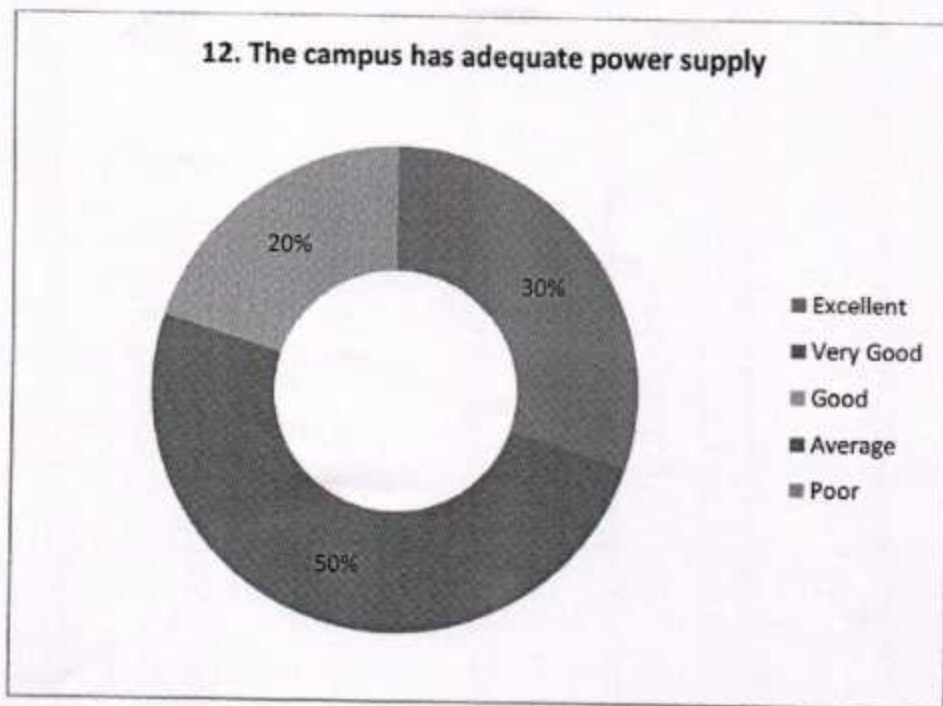
11. Clean drinking water is available in the college campus



- Excellent
- Very Good
- Good
- Average


Inference:

The Pie Chart showed that Parent feedback Analysis for the Clean drinking water is available in the college campus was 45% Excellent 40% very good and 15% Good.



Inference:

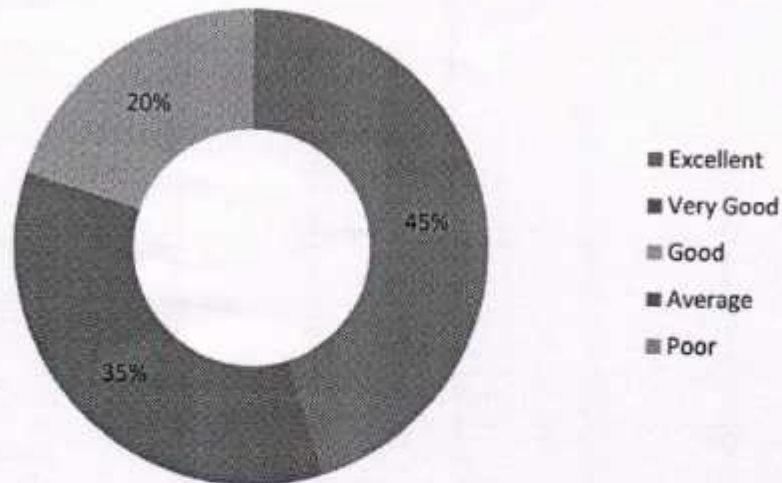
The Pie Chart showed that Parent feedback Analysis for the campus has adequate power supply was 30% Excellent 50% very good and 20% Good.



Inference:

The Pie Chart showed that Parent feedback Analysis for the functioning of the placement cell in the college is satisfactory was 35% Excellent 45% very good and 20% Good.

14. Continuous efforts are taken by the college to improve the quality of teaching and learning



Inference:

The Pie Chart showed that Parent feedback Analysis for the Continuous efforts are taken by the college to improve the quality of teaching and learning was 45% Excellent 35% very good and 20% Good.

Action Taken:

Based on the above analysis it is concluded that the Parent feedback were excellent in the majority of the questions. So we follow the same and try to development the same on the need base.

M. S. Sivakami

Head of the Department
HOD

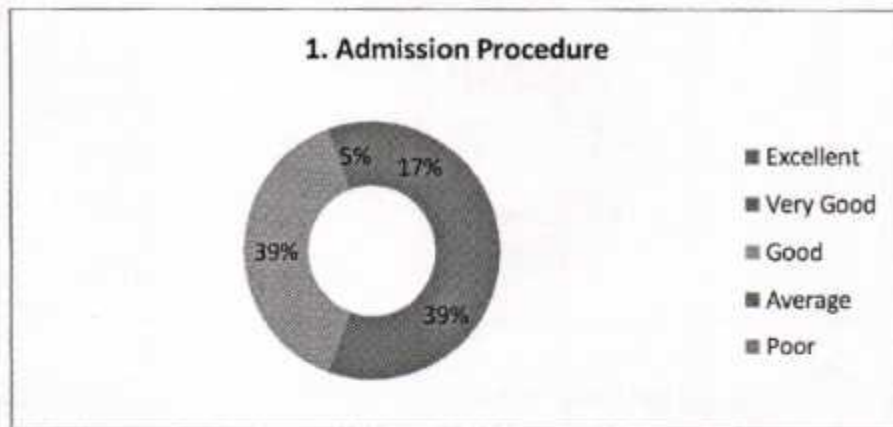
PG & RESEARCH DEPARTMENT OF CHEMISTRY
K.M.G. COLLEGE OF ARTS & SCIENCE

Principal

PRINCIPAL

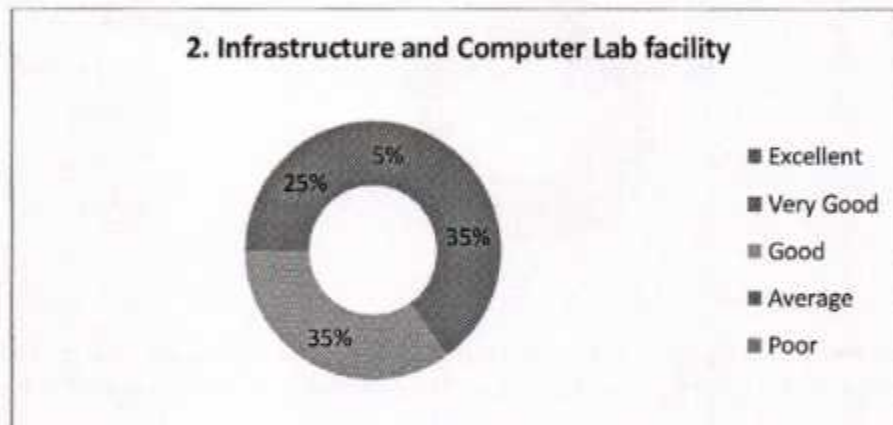
K.M.G. COLLEGE OF ARTS & SCIENCE
GUDIYATTAM - 635 803.

**PARENTS FEEDBACK ANALYSIS
DEPARTMENT OF ENGLISH
2019-2020**



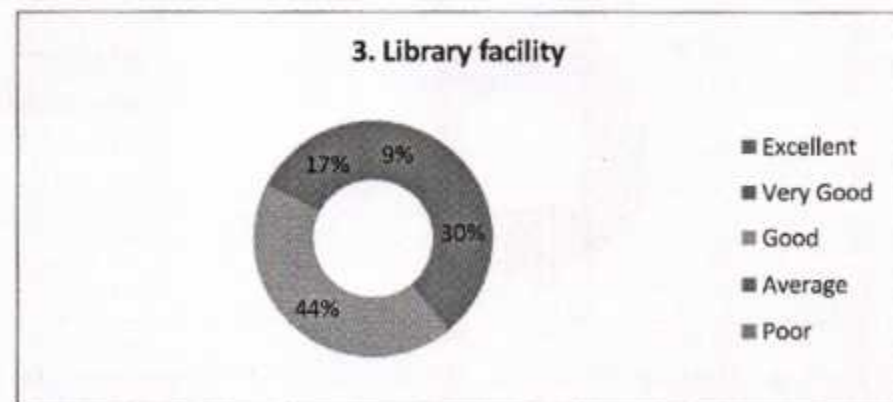
Analysis

The above Pie Chart Showed that 17% of the Parents felt that admission procedure are excellent, 39% of the parents felt very good, 39% of the parents felt e good and only 5% of the parents felt average.



Analysis

The above Pie Chart Showed that 5% of the Parents felt that infrastructure and computer lab facility are excellent, 35% of the parents felt very good, 35% of the parents felt good and 25% of the parents felt average.



Analysis

The above Pie Chart Showed that 9% of the Parents felt Library facility is excellent, 30% of the parents felt very good, 44% of the parents felt good and 17% of the parents felt average.

4. Staff behavior (Teaching / non-teaching) is warm and co-operative



Analysis

The above Pie Chart Showed that 18% of the Parents felt Staff behavior (Teaching /Non Teaching) is warm and co-operative are excellent, 47% of the parents felt very good, 35% of the parents felt good.

5. Sports and Cultural activities



Analysis

The above Pie Chart Showed that 11% of the Parents felt Sports and Cultural activities are excellent, 47% of the parents felt very good, 21% of the parents felt good, 5% of the parents felt average and 16% of the parents felt Poor.

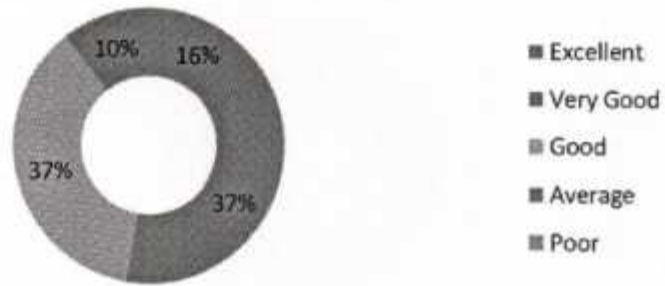
6. Academic discipline (i.e. timely conduct of lectures, practical and related activities) observed by the college



Analysis

The above Pie Chart Showed that 62% of the Parents felt that academic discipline observed by the college are very good, 38% of the parents felt good.

7. The syllabus is need based



Analysis

The above Pie Chart Showed that 16% of the Parents felt that syllabus are excellent and need based, 37% of the parents felt very good and need based, 37% of the parents felt good and need based and 10% of the parents felt average and need based.

8. Toilets/washrooms are clean and properly maintained



Analysis

The above Pie Chart Showed that 10% of the Parents felt that excellent maintenance of toilet and washroom, 21% of the parents felt very good, 32% of the parents felt good and 37% of the parents felt average.

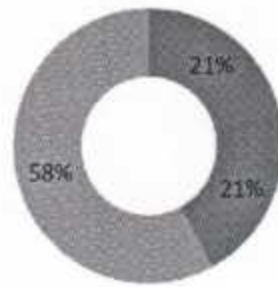
9. The class-rooms are clean and well maintained



Analysis

The above Pie Chart Showed that 11% of the Parents felt that excellent maintenance of classrooms, 34% of the parents felt very good, 33% of the parents felt good and 22% of the parents felt average.

10. The campus is green and eco-friendly



- Excellent
- Very Good
- Good
- Average
- Poor

Analysis

The above Pie Chart Showed that 21% of the Parents felt that excellent campus with green and eco-friendly, 21% of the parents felt very good and 58% of the parents felt good.

11. Clean drinking water is available in the college campus

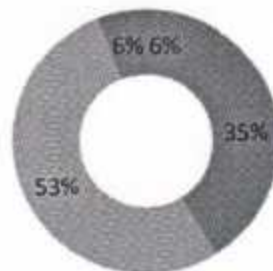


- Excellent
- Very Good
- Good
- Average
- Poor

Analysis

The above Pie Chart Showed that 7% of the Parents felt that excellent clean drinking water available in the college campus, 43% of the parents felt very good, 36% of the parents felt good and 14% of the parents felt average.

12. The campus has adequate power supply



- Excellent
- Very Good
- Good
- Average
- Poor

Analysis

The above Pie Chart Showed that 6% of the Parents felt that excellent power supply in the college campus, 35% of the parents felt very good, 53% of the parents felt good and 6% of the parents felt average.

13. The functioning of the placement cell in the college is satisfactory



Analysis

The above Pie Chart Showed that 9% of the Parents felt that excellent functioning of placement cell in the college, 33% of the parents felt very good, 48% of the parents felt good and 10% of the parents felt average.

14. Continuous efforts are taken by the college to improve the quality of teaching and learning



Analysis

The above Pie Chart Showed that 14% of the Parents felt that excellent improvement of in the quality of teaching and learning, 13% of the parents felt very good , 73% of the parents felt good

ACTION TAKEN:

Majority of the Parent's responses are Favorable and the department should maintain the same for the coming years and also improve some facilities based on the needs of the parent.

N. J. Saravanan
HOD

HEAD OF THE DEPARTMENT
PG DEPARTMENT OF ENGLISH
K.M.G. COLLEGE OF ARTS & SCIENCE
GUDIYATTAM - 635 803

[Signature]
PRINCIPAL
PRINCIPAL

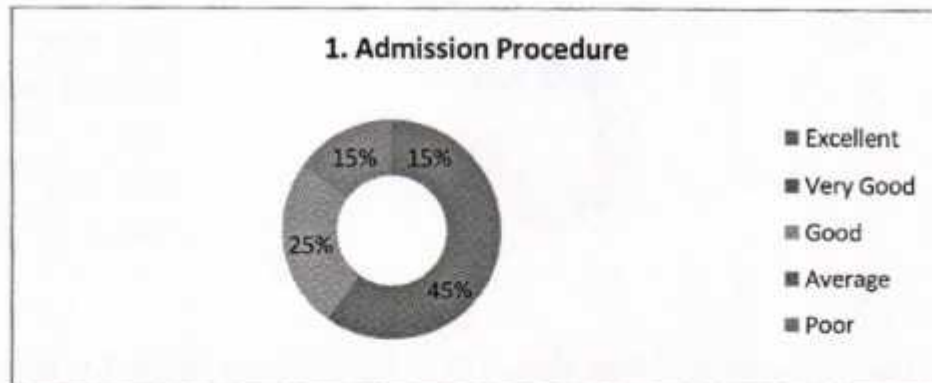
K.M.G. COLLEGE OF ARTS & SCIENCE
GUDIYATTAM - 635 803.

K.M.G. COLLEGE OF ARTS & SCIENCE, GUDIYATTAM-635803.

DEPARTMENT OF MATHEMATICS

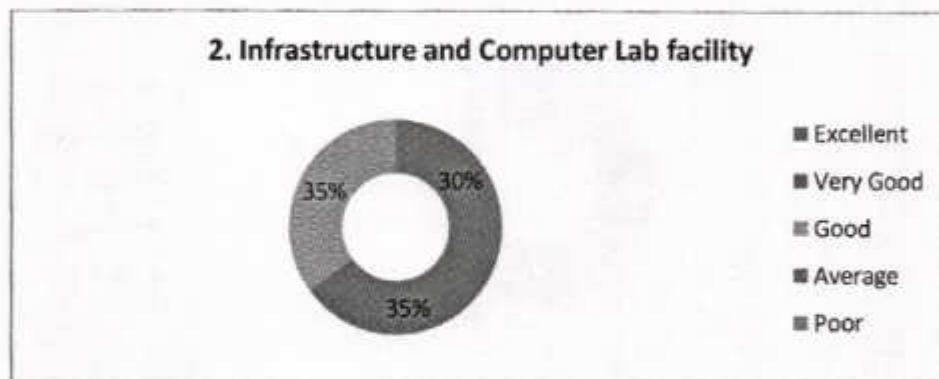
PARENTS FEEDBACK ANALYSIS

2019-2020



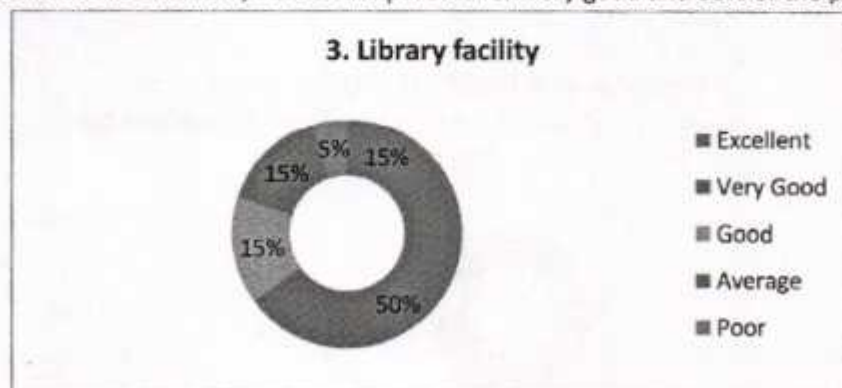
Analysis:

The above Doughnut chart showed that 15% of the parents felt that admission procedures are excellent, 45% of the parents felt very good, 25% of the parents felt good and 15% of the parents felt average.



Analysis:

The above Doughnut chart showed that 30% of the parents felt that Infrastructure and Computer lab facilities are excellent, 35% of the parents felt very good and 35% of the parents felt good.



Analysis:

The above Doughnut chart showed that 15% of the parents felt that Library facilities are excellent, 50% of the parents felt very good, 15% of the parents felt good, 15% of the parents felt average and 5% of the parents felt poor.

4. Staff behavior (Teaching / non-teaching) is warm and co-operative

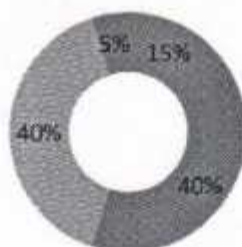


- Excellent
- Very Good
- Good
- Average
- Poor

Analysis:

The above Doughnut chart showed that 25% of the parents felt that Staff member's behaviors are excellent, 35% of the parents felt very good , 35% of the parents felt good and 5% of the parents felt average.

5. Sports and Cultural activities



- Excellent
- Very Good
- Good
- Average
- Poor

Analysis:

The above Doughnut chart showed that 15% of the parents felt that Sports and Cultural activities are excellent, 40% of the parents felt very good , 40% of the parents felt good and 5% of the parents felt average.

6. Academic discipline (i.e. timely conduct of lectures, practical and related activities) observed by the college



- Excellent
- Very Good
- Good
- Average
- Poor

Analysis:

The above Doughnut chart showed that 30% of the parents felt that Academic discipline observed by the college are excellent, 50% of the parents felt very good , 15% of the parents felt good and 5% of the parents felt poor .

7. The syllabus is need based



Analysis:

The above Doughnut chart showed that 20% of the parents felt that the syllabus is need based are excellent, 55% of the parents felt very good , 20% of the parents felt good and 5% of the parents felt poor.

8. Toilets/washrooms are clean and properly maintained



Analysis:

The above Doughnut chart showed that 10% of the parents felt that toilet facilities are excellent, 30% of the parents felt very good, 15% of the parents felt good, 30% of the parents felt average and 15% of the parents felt poor.

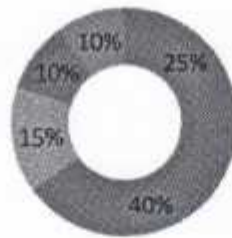
9. The class-rooms are clean and well maintained



Analysis:

The above Doughnut chart showed that 20% of the parents felt that class rooms facilities are excellent, 30% of the parents felt very good, 20% of the parents felt good , 15% of the parents felt average and 15% of the parents felt poor.

10. The campus is green and eco-friendly



- Excellent
- Very Good
- Good
- Average
- Poor

Analysis:

The above Doughnut chart showed that 25% of the parents felt that the campus is green and eco-friendly are excellent, 40% of the parents felt very good, 15% of the parents felt good, 10% of the parents felt average and 10% of the parents felt poor.

11. Clean drinking water is available in the college campus



- Excellent
- Very Good
- Good
- Average
- Poor

Analysis:

The above Doughnut chart showed that 25% of the parents felt that Clean drinking water is available in the college campus are excellent, 35% of the parents felt very good, 30% of the parents felt good and 10% of the parents felt poor.

12. The campus has adequate power supply



- Excellent
- Very Good
- Good
- Average
- Poor

Analysis:

The above Doughnut chart showed that 15% of the parents felt that the campus has adequate power supply is excellent, 60% of the parents felt very good, 15% of the parents felt good, 5% of the parents felt average and 5% of the parents felt poor.

13. The functioning of the placement cell in the college is satisfactory



Analysis:

The above Doughnut chart showed that 20% of the parents felt that the placement cell facilities are excellent, 45% of the parents felt very good, 25% of the parents felt good, 5% of the parents felt average and 5% of the parents felt poor.

14. Continuous efforts are taken by the college to improve the quality of teaching and learning



Analysis:

The above Doughnut chart showed that 20% of the parents felt that Continuous efforts are taken by the college to improve the quality of teaching and learning are excellent, 40% of the parents felt very good, 25% of the parents felt good, 10% of the parents felt average and 5% of the parents felt poor.

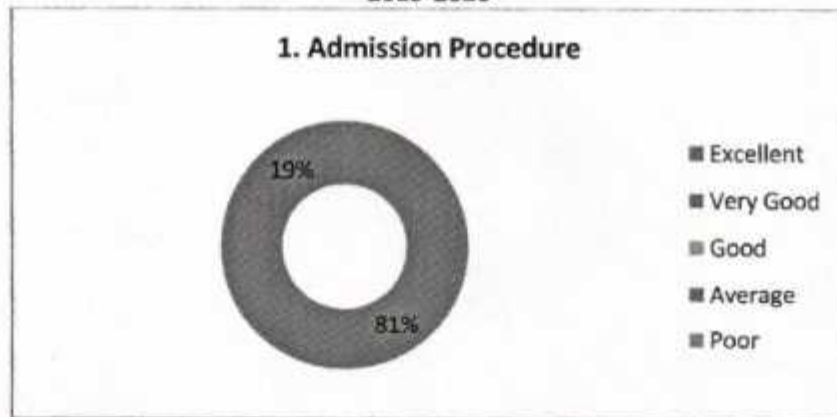
ACTION TAKEN:

Majority of the Parents responses are Favorable and the department should maintain the same for the coming years and also improve some facilities based on the needs of the parents.

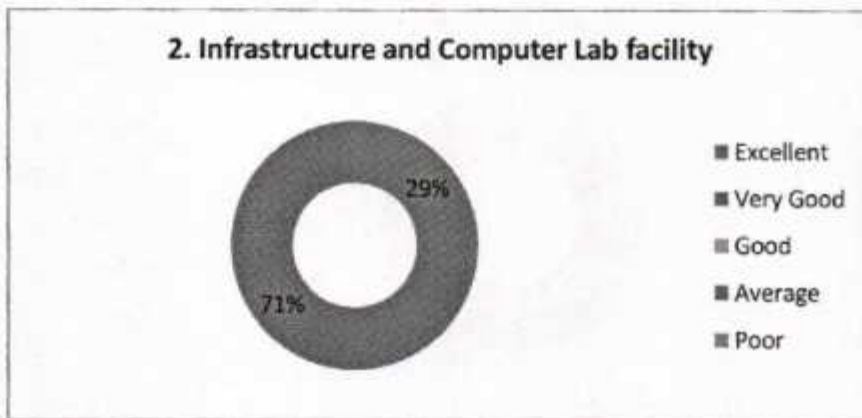
N. Ravi
Head of the Department
HOD
 PG & RESEARCH DEPARTMENT OF MATHEMATICS
 K.M.G. COLLEGE OF ARTS & SCIENCE

[Signature]
Principal
PRINCIPAL
 K.M.G. COLLEGE OF ARTS & SCIENCE
 GUDIYATTAM - 635 803.

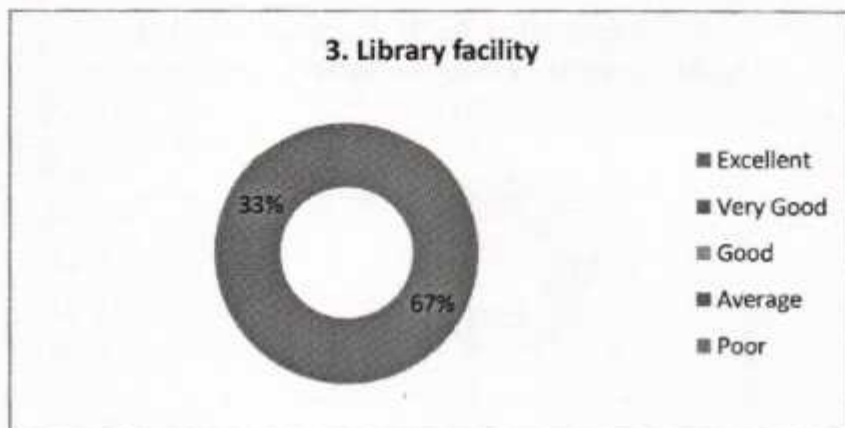
**PARENTS FEEDBACK ANALYSIS
DEPARTMENT OF BCA
2019-2020**



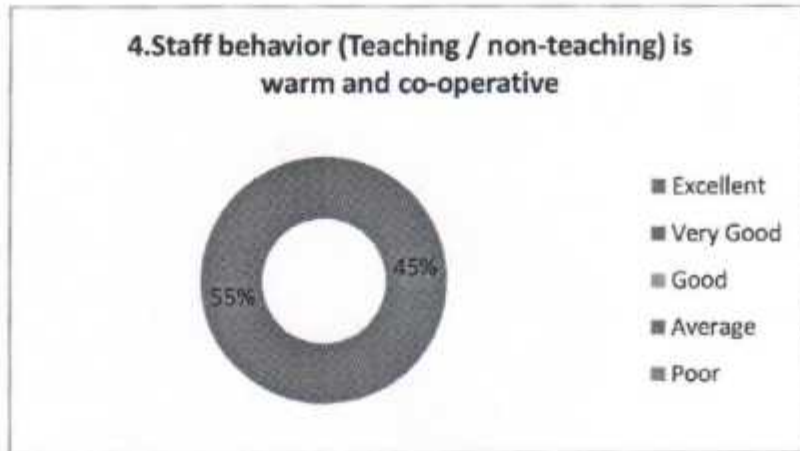
The result shows that 81% of respondents felt that "admission procedure" were excellent and 19% very good.



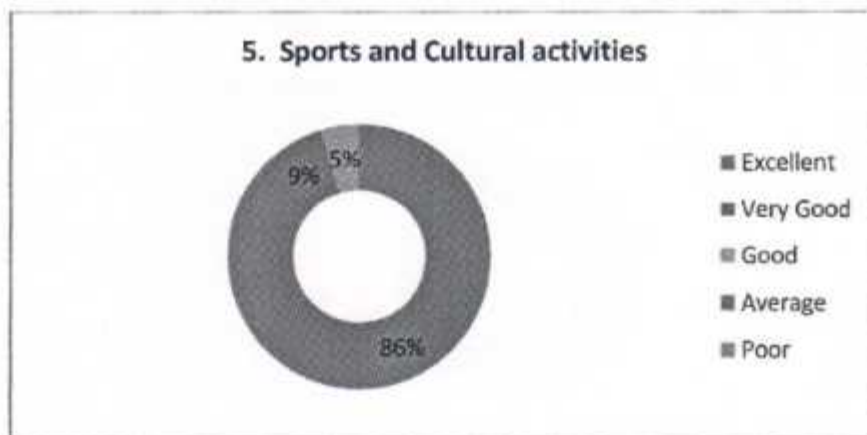
The result shows that 29% of respondents felt that "infrastructure and Computer Lab facility" were excellent and 71% very good.



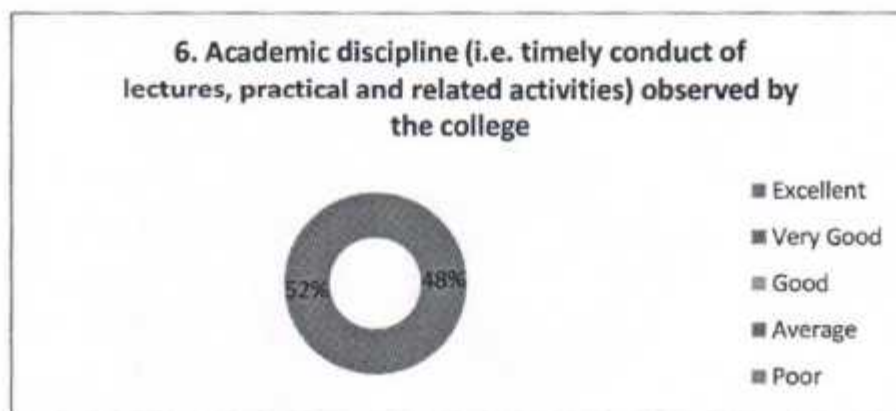
The result shows that 67% of respondents felt that "library facility" was excellent and 33% very good.



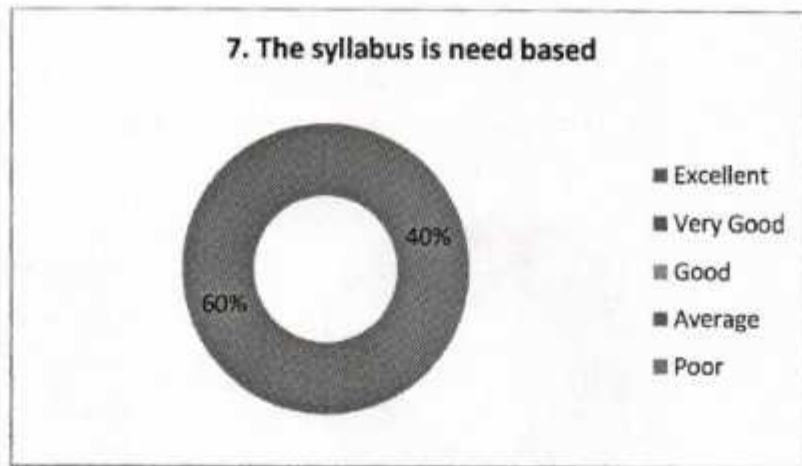
The result shows that 45% of respondents felt that “Staff behavior (Teaching / non-teaching) is warm and co-operative” was excellent and 55% very good.



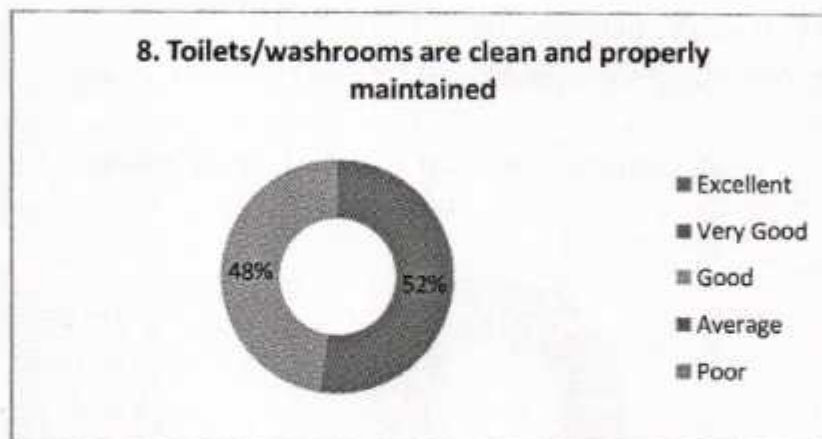
The result shows that 86% of respondents felt that “Sports and Cultural activities” was excellent, 9% very good, and 5% good.



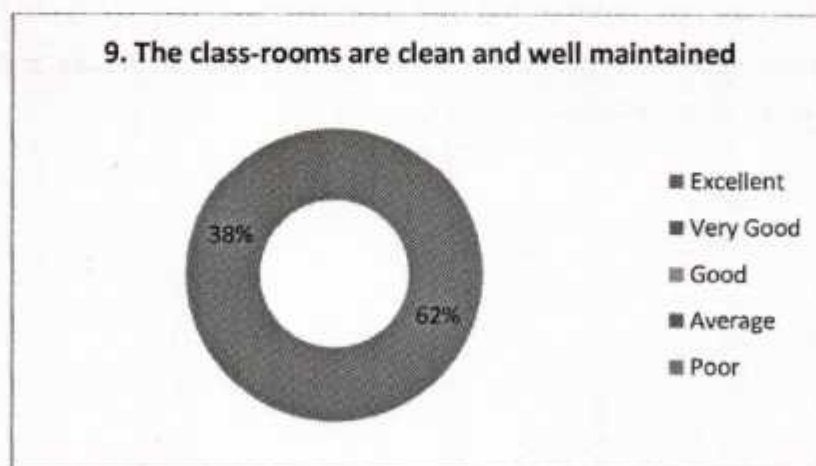
The result shows that 48% of respondents felt that “Academic discipline (i.e. timely conduct of lectures, practical and related activities) observed by the college” was excellent and 52% very good.



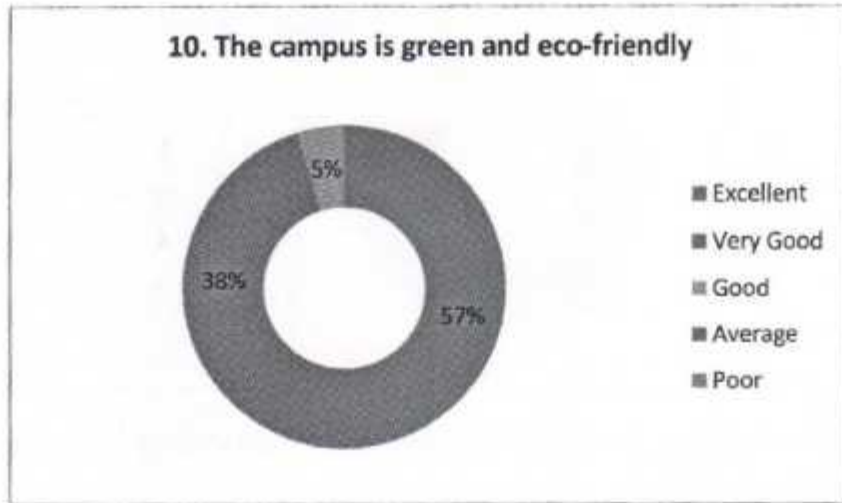
The result shows that 40% of respondents felt that “The syllabus is need based” was excellent and 60% very good.




The result shows that 52% of respondents felt that “Toilets/washrooms are clean and properly maintained” were very good and 48% good.



The result shows that 62% of respondents felt that “The class-rooms are clean and well maintained” was excellent and 38% very good.

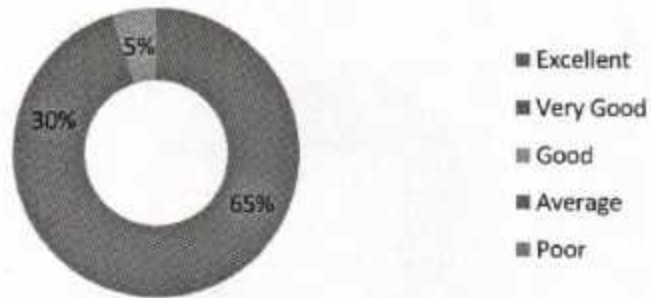


The result shows that 57% of respondents felt that "The campus is green and eco-friendly" was excellent, 38% very good, and 5% good.



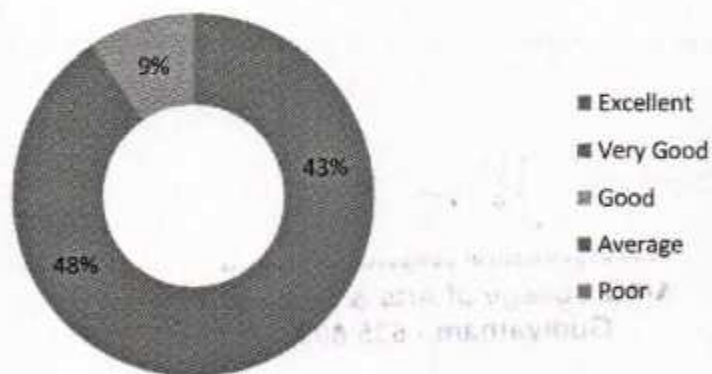
The result shows that 57% of respondents felt that "Clean drinking water is available in the college campus" was excellent and 43% very good.

12. The campus has adequate power supply

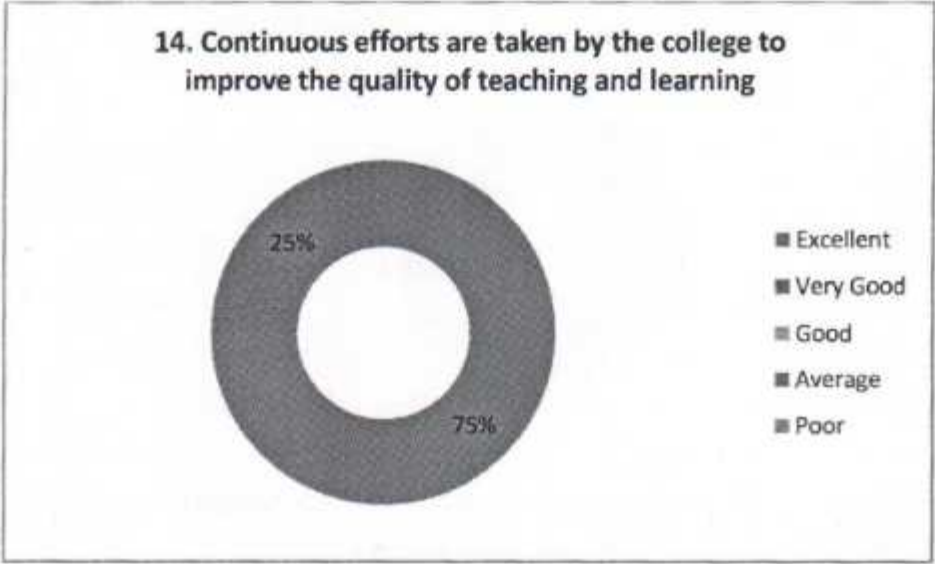


The result shows that 65% of respondents felt that "The campus has adequate power supply" was excellent, 30% very good, and 5% good.

13. The functioning of the placement cell in the college is satisfactory




The result shows that 43% of respondents felt that "The functioning of the placement cell in the college is satisfactory" was excellent, 48% very good, and 9% good.




The result shows that 75% of respondents felt that “Continuous efforts are taken by the college to improve the quality of teaching and learning” was excellent and 25% very good.

Action Taken:

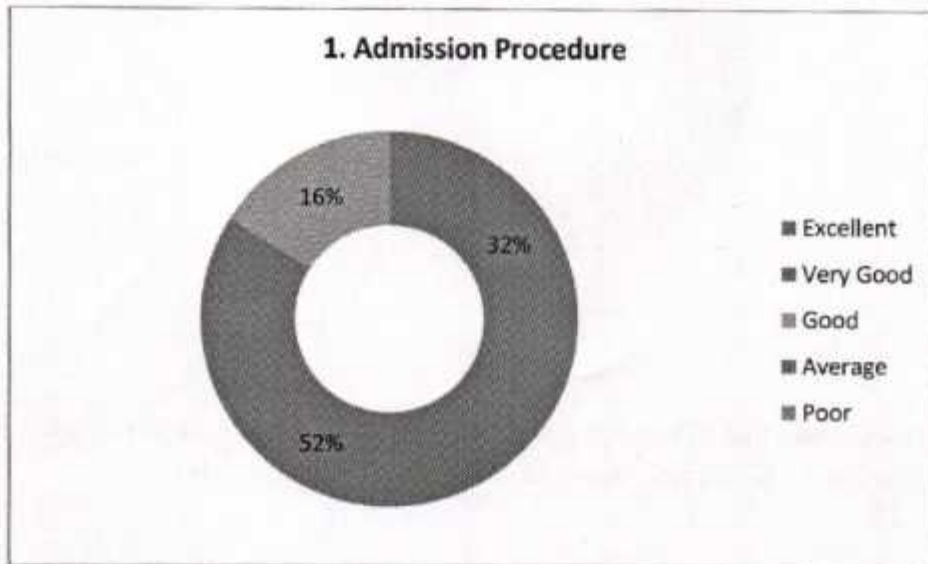
We have received good response in all parameters. We are trying to sustain the same.

Head of the Department 
Head Department of Computer Applications
KMG College of Arts & Science
Gudiyatham - 635 803


PRINCIPAL
K.M.G. COLLEGE OF ARTS & SCIENCE
GUDIYATTAM - 635 803.
VELLORE DISTRICT.

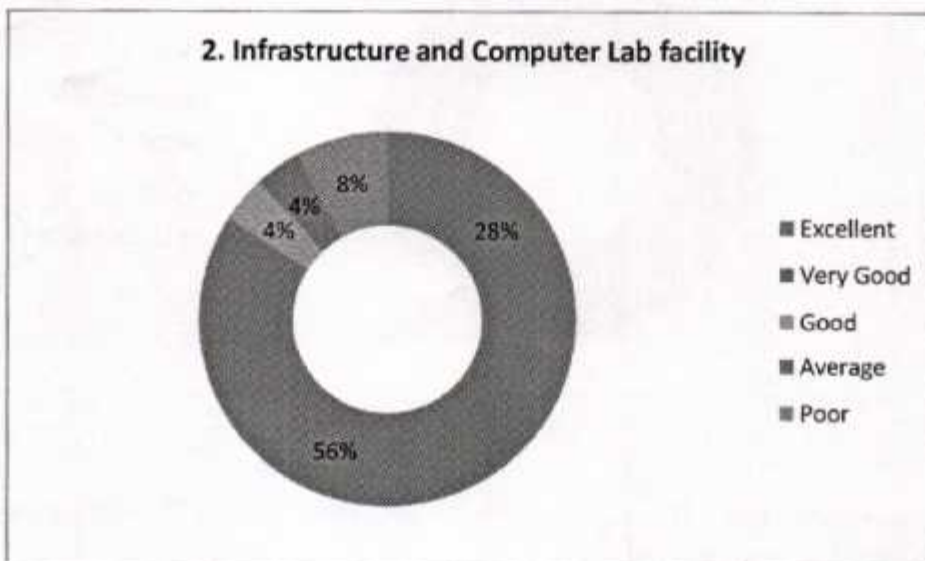
PARENTS FEEDBACK ANALYSIS
DEPARTMENT OF COMPUTER SCIENCE

2019-2020



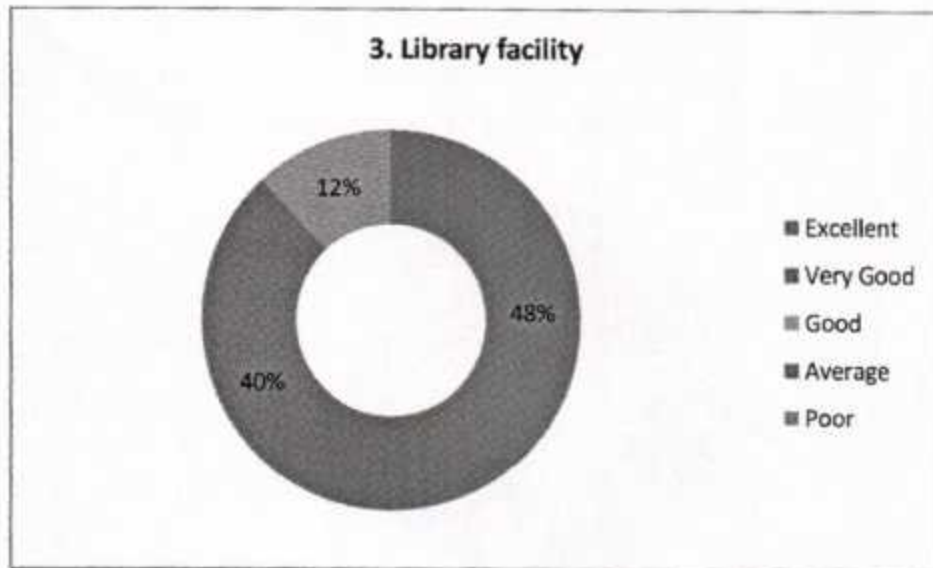
Analysis

The above chart shows that 52% as respondents have given very Good, 32% respondents Excellent and 16% respondents Good for Admission Procedure



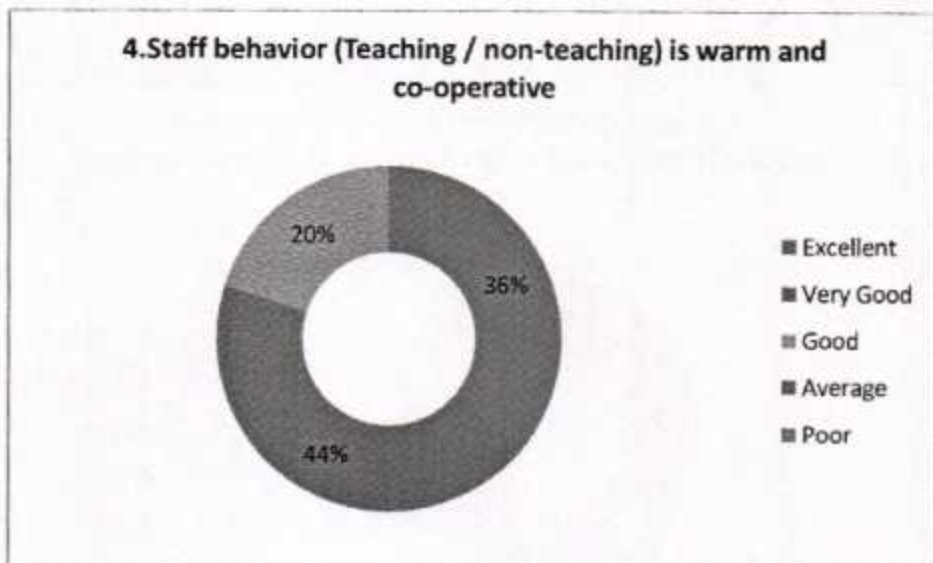
Analysis

The above chart shows that 56% as respondents have given Very Good, 28% respondents Excellent 8% respondents Poor 4% respondents Good and 4% respondents Average for Infrastructure and Computer Lab facility.



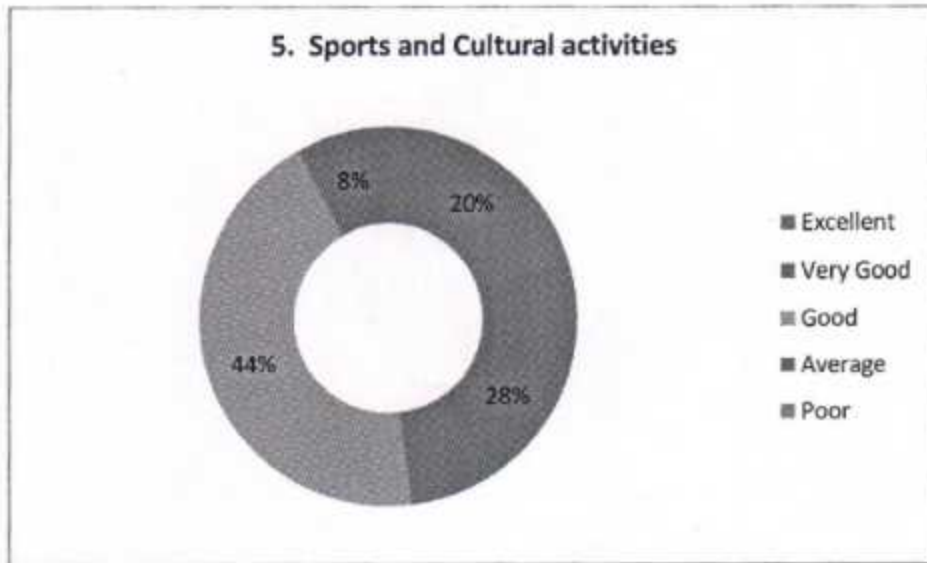
Analysis

The above chart shows that **48%** as respondents have given Excellent, **40%** respondents Very Good and **12%** respondents Good for Library facility.




Analysis

The above chart shows that **44%** as respondents have given Very Good, **36%** respondents Excellent and **20%** respondents Good for Staff behavior (Teaching / non-teaching) is warm and co-operative.



Analysis

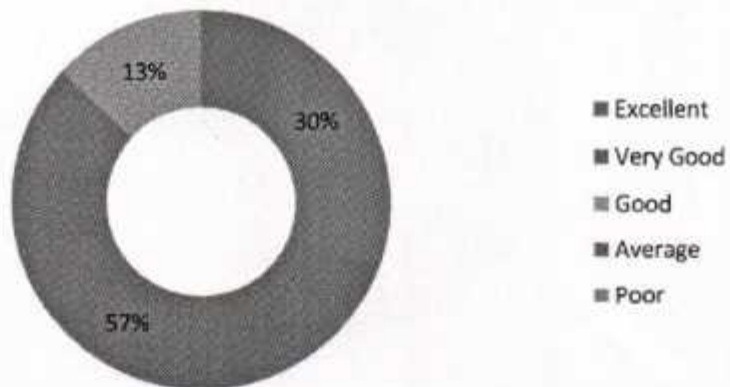
The above chart shows that **44%** as respondents have given Good, **28%** respondents Very Good **20%** respondents Excellent and **8%** Average for Sports and Cultural activities.



Analysis

The above chart shows that **36%** as respondents have given Very Good, **32%** respondents Good **24%** respondents Excellent and **8%** respondents Average for Academic discipline (i.e. timely conduct of lectures, practical and related activities) observed by the college.

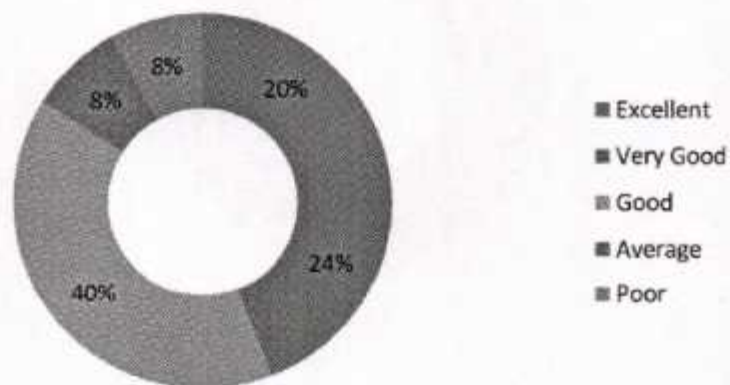
7. The syllabus is need based



Analysis

The above chart shows that 57% as respondents have given Very Good ,30% respondents Excellent and 13% respondents Good for Syllabus is need based.

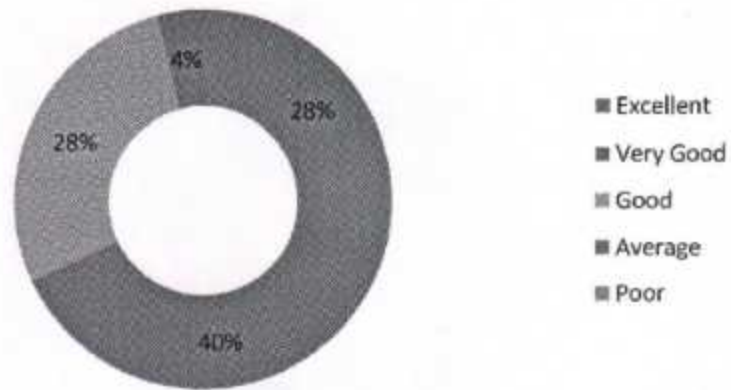
8. Toilets/washrooms are clean and properly maintained



Analysis

The above chart shows that 40% as respondents have given Good,24% respondents Very Good 20% respondents Excellent 8% respondents Average and 8% respondents poor for Toilets/washrooms are clean and properly maintained

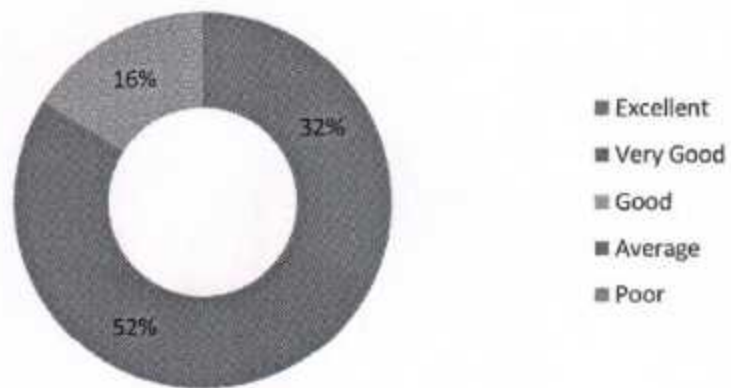
9. The class-rooms are clean and well maintained



Analysis

The above chart shows that **40%** as respondents have given Very Good, **28%** respondents Excellent, **28%** respondents Good and **4%** respondents Poor for class rooms are clean and well maintained.

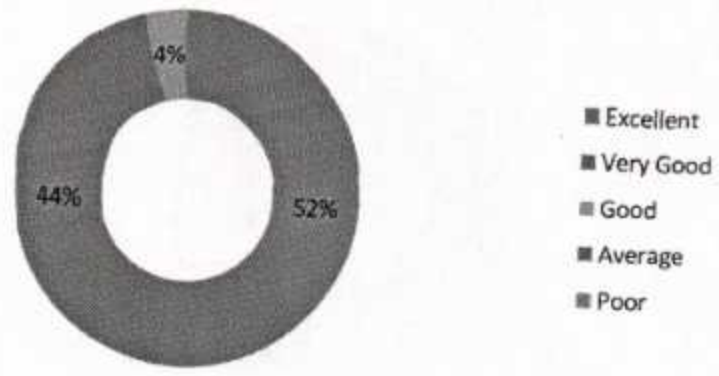
10. The campus is green and eco-friendly



Analysis

The above chart shows that **52%** as respondents have given Very Good, **32%** respondents Excellent and **16%** respondents Good for campus is green eco-friendly.

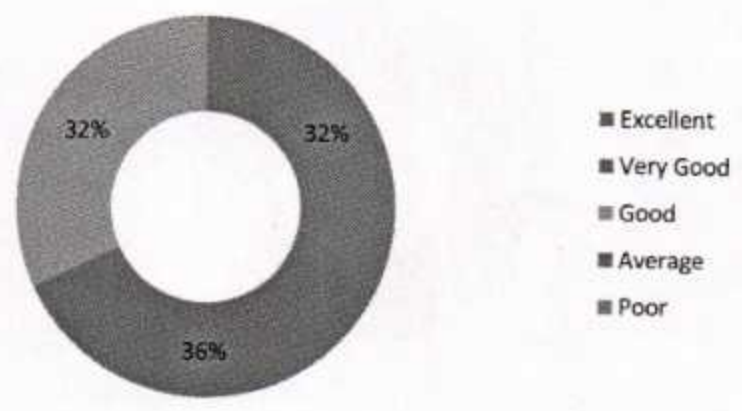
11. Clean drinking water is available in the college campus



Analysis

The above chart shows that 52% as respondents have given Excellent, 44% respondents Very Good and 4% respondents Good for clean drinking water.

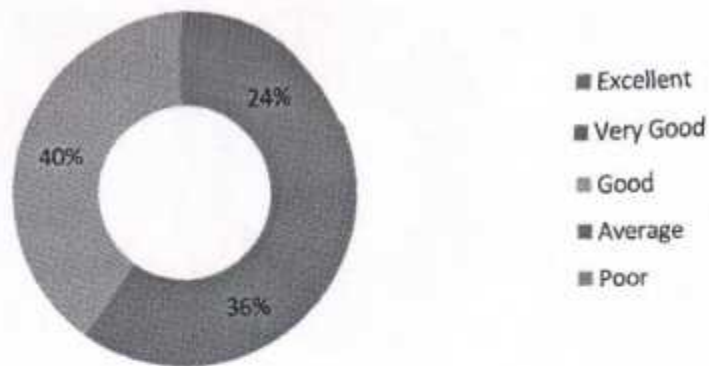
12. The campus has adequate power supply



Analysis

The above chart shows that 36% as respondents have given Very Good, 32% respondents Excellent and 32% respondents Good for the campus has adequate power supply.

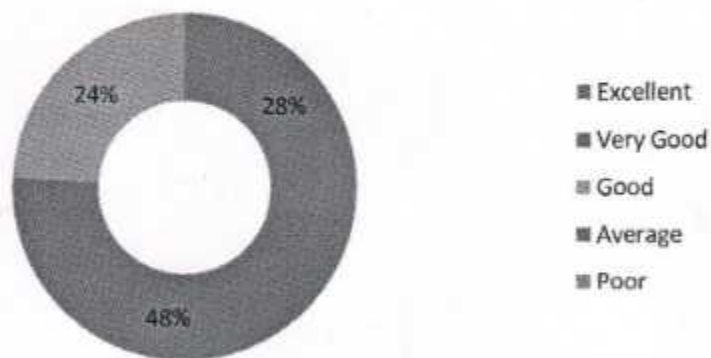
13. The functioning of the placement cell in the college is satisfactory



Analysis

The above chart shows that 40% as respondents have given Good, 36% respondents Very Good and 24% respondents Excellent for functioning of the placement cell.

14. Continuous efforts are taken by the college to improve the quality of teaching and learning



Analysis

The above chart shows that 48% as respondents have given Very Good, 28% respondents Excellent and 24% respondents Good for quality of teaching and learning.

Head of the Department

Prof. P DANIEL SUNDARRAJ, M.Sc., M.Phil
Assistant Professor & Head
Department of Computer Science
K.M.G. College of Arts & Science
R. S. Road, Ammanangkuppam
Gudiyattam - 635 803

PRINCIPAL
K.M.G. COLLEGE OF ARTS & S
GUDIYATTAM - 635 803



K.M.G COLLEGE OF ARTS AND SCIENCE

Permanently Affiliated to Thiruvalluvar University and
recognized by UGC under section 2(F) & 12(B) of the UGC Act 1956.

Accredited with B+ Grade by NAAC.

Associate member of ICT ACADEMY.

Phone:914171227306

Email:kmgcollege@gmail.com

www.kmgcollege.edu.in

Action Taken Report on Feedback 2019-2020

Students Feedback

SNO	AREAS NEEDS IMPROVEMENTS/SUGGESTIONS	ACTION TAKEN
1.	Student-Teacher Interaction	For excellent student-teacher interaction, parents teachers meetings and ward meetings are being conducted by every department in the college.

Parents Feedback

SNO	AREAS NEEDS IMPROVEMENTS/SUGGESTIONS	ACTION TAKEN
1.	Infrastructure and Computer Lab facility	The department has well equipped lab with required number of systems. Based on the requirement of the students, new systems are added. Further actions have been taken to improve the laboratory facilities.
2.	Toilets/washrooms are clean and properly maintained	Steps have been taken to improve the toilets/washrooms facilities as per the requirements of the students and staff

Teachers Feedback

SNO	AREAS NEEDS IMPROVEMENTS/SUGGESTIONS	ACTION TAKEN
1.	NIL	The overall Feedback is so good and the department will take steps to maintain and sustain it.

Alumni Feedback

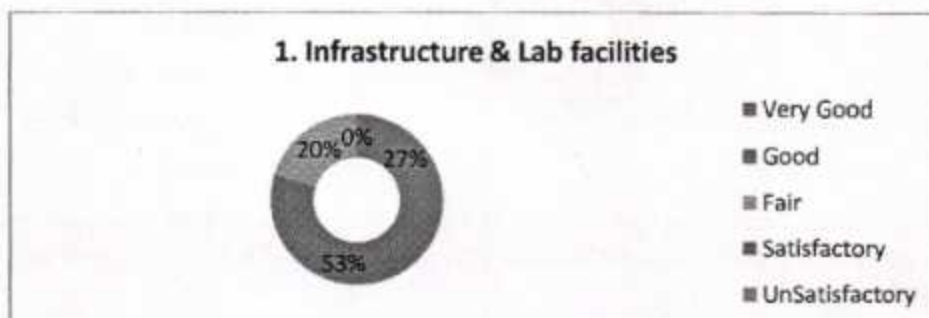
SNO	AREAS NEEDS IMPROVEMENTS/SUGGESTIONS	ACTION TAKEN
1.	Training and Placement	Steps have been taken to organize more training and placement programs in the future for further improvement. Collaboration with other institutes and companies has been made by signing MOU with organizations.

Head of the Department

Prof. P DANIEL SUNDARRAJ, M.Sc., M.Phil
Assistant Professor & Head
Department of Computer Science
K.M.G College of Arts & Science
R. S. Road, Ammanangkuppam
Gudiyattam - 635 803

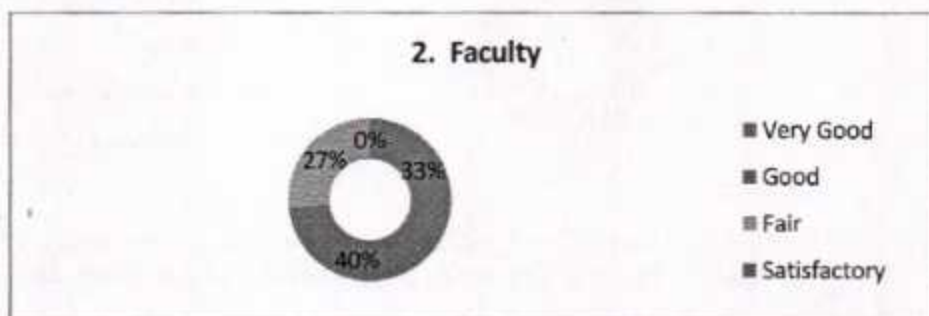

PRINCIPAL
K.M.G. COLLEGE OF ARTS & SCIENCE
GUDIYATTAM - 635 803.

K.M.G. COLLEGE OF ARTS AND SCIENCE
PG & RESEARCH DEPARTMENT OF COMMERCE
(2019-2020) ALUMNI'S FEEDBACK ANALYSIS




Inference:

Above pie chart showed that 27% of the alumni felt that infrastructure and lab facilities are very good, 53% of the alumni felt that infrastructure and lab facilities are good, and 20% of the alumni felt that infrastructure and lab facilities are fair.




Inference:

Above pie chart showed that 33% of the alumni felt that faculty are very good, 40% of the alumni felt that faculty are good, and 27% of the alumni felt that faculty are fair.



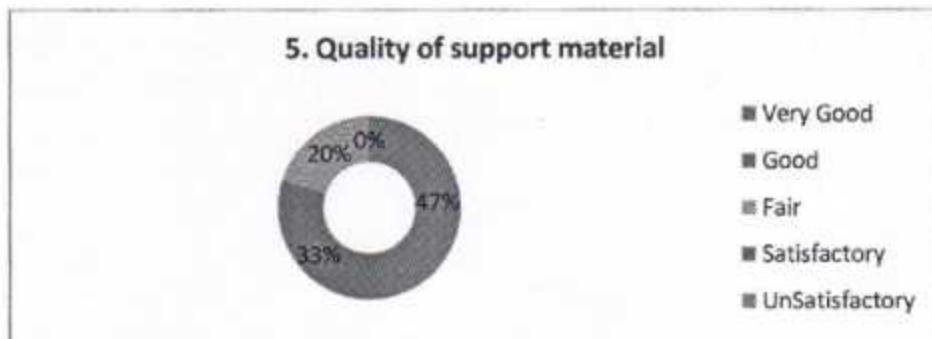
Inference:

Above pie chart showed that 60% of the alumni felt that library are very good, 33% of the alumni felt that library are good, and 7% of the alumni felt that library are fair.



Inference:

Above pie chart showed that 27% of the alumni felt that project guidance are very good, 46% of the alumni felt that project guidance are good, and 27% of the alumni felt that project guidance are fair.



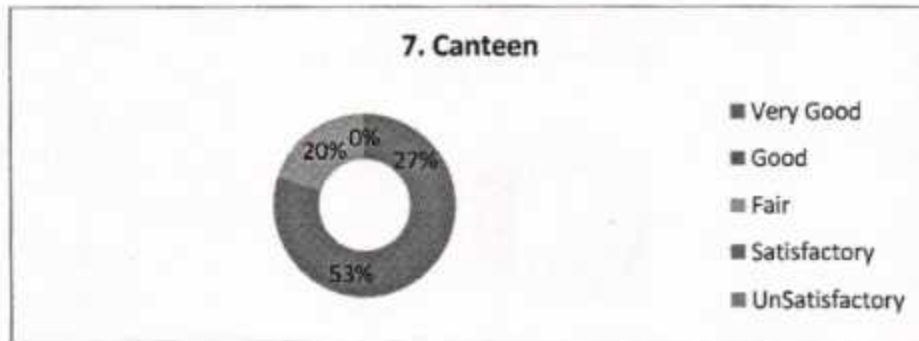
Inference:

Above pie chart showed that 47% of the alumni felt that quality of support material are very good, 33% of the alumni felt that quality of support material are good, and 20% of the alumni felt that quality of support material are fair.



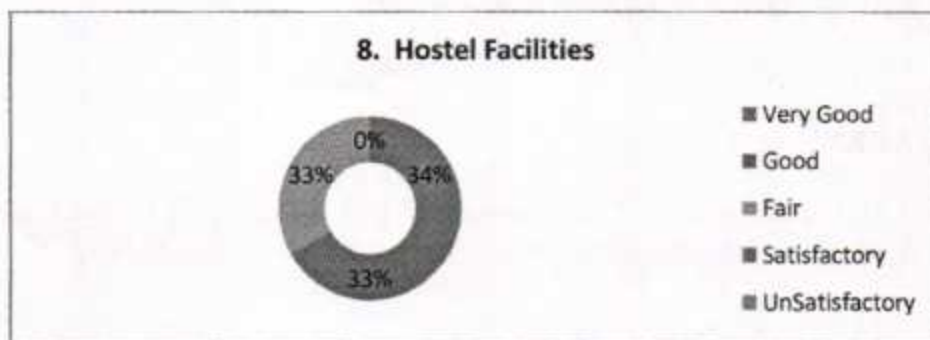
Inference:

Above pie chart showed that 20% of the alumni felt that training and placement are very good, 60% of the alumni felt that training and placement are good, and 20% of the alumni felt that training and placement are fair.



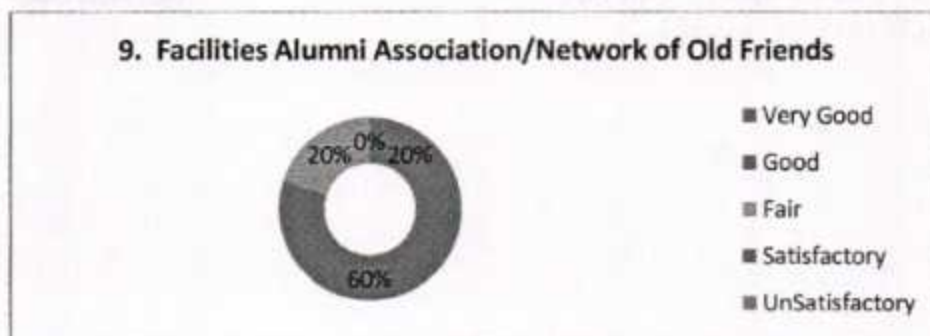
Inference:

Above pie chart showed that 27% of the alumni felt that canteen are very good, 53% of the alumni felt that canteen are good, and 20% of the alumni felt that canteen are fair.



Inference:

Above pie chart showed that 34% of the alumni felt that hostel facilities are very good, 33% of the alumni felt that hostel facilities are good, and 33 % of the alumni felt that hostel facilities are fair.



Inference:

Above pie chart showed that 20% of the alumni felt that facilities alumni association/network of old friends are very good, 60% of the alumni felt that facilities alumni association/network of old friends are good, and 20% of the alumni felt that facilities alumni association/network of old friends are fair.

10. Overall Rating of the College



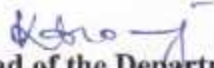
- Very Good
- Good
- Fair
- Satisfactory
- UnSatisfactory

Inference:

Above pie chart showed that 53% of the alumni felt that overall rating of the college are very good, 27% of the alumni felt that overall rating of the college are good, and 20% of the alumni felt that overall rating of the college are fair.

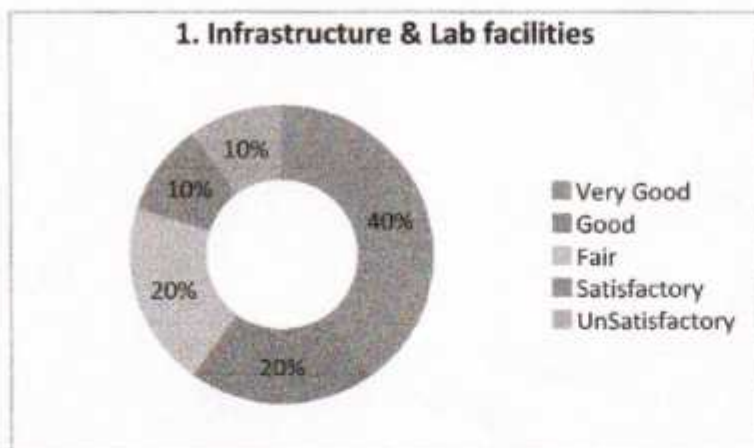
ACTION TAKEN

Based on the above analysis it is concluded that the alumni's feedback were strongly agreed in the majority of the questions. So we try to sustain the same and improve on the need base.

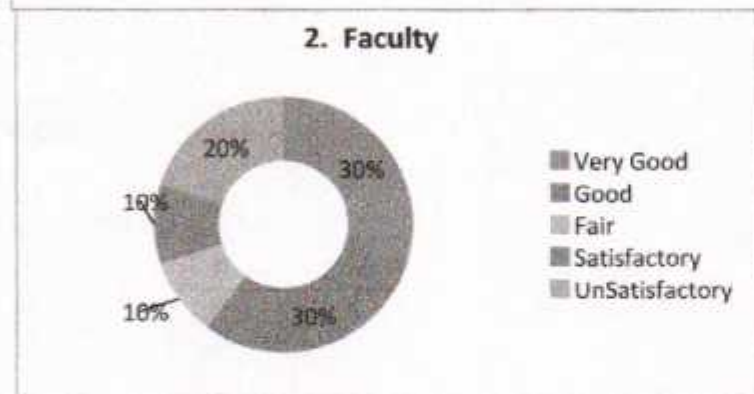

Head of the Department
HEAD OF THE DEPARTMENT
PG & RESEARCH DEPARTMENT OF COMMERCE
K.M.G. COLLEGE OF ARTS & SCIENCE
GUDIYATTAM - 635 803


Principal
PRINCIPAL
K.M.G. COLLEGE OF ARTS & SCIENCE
GUDIYATTAM - 635 893.

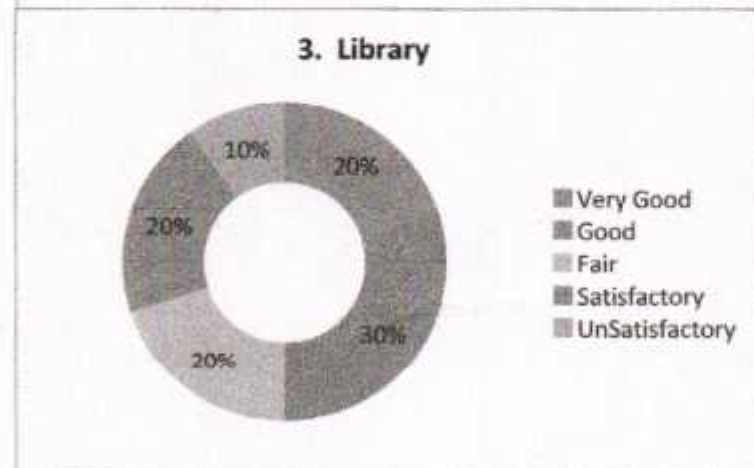
2019-2020
DEPARTMENT OF BBA
ALUMNI FEEDBACK ANALYSIS



Inferences:
 The infrastructure and lab facilities in the college campus 40% stated that very good; 20% stated that good; 20% stated that fair; 10% stated that satisfactory; 10% stated that unsatisfactory.



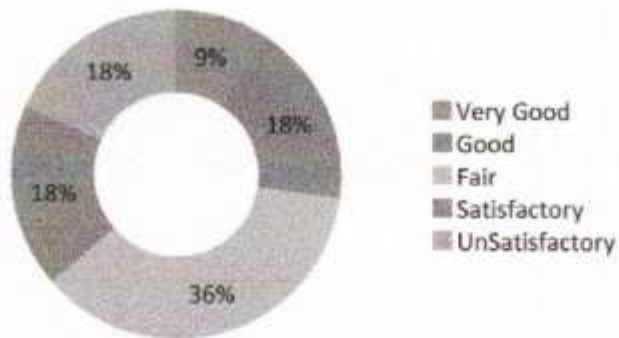
Inferences:
 The department faculties teaching are 30% stated that very good; 30% stated that good; 20% stated that unsatisfactory; 10% stated that satisfactory; 10% stated that fair.



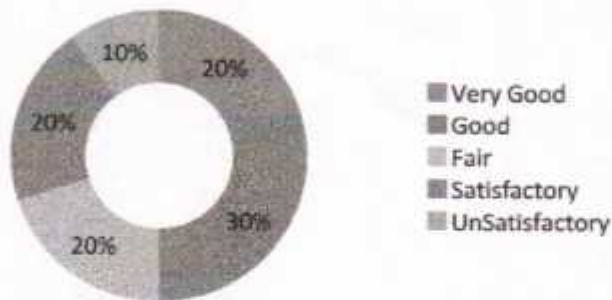
Inferences:
 The library facilities in the college campus 30% stated that good; 20% stated that fair; 20% stated that satisfactory; 20% stated that very good; 10% stated that unsatisfactory.

Inferences:
 The department faculties helps in guiding on project are 37% stated that fair; 18% stated that good; 18% stated that unsatisfactory; 18% stated that satisfactory; 9% stated that very good.

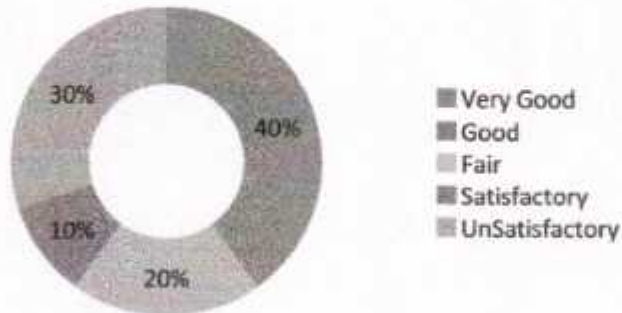
4. Project Guidance



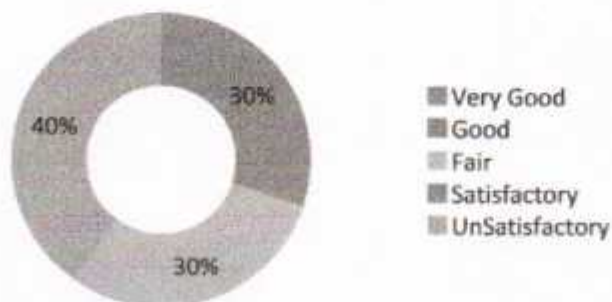
5. Quality of support material



6. Training & Placement



7. Canteen



Inferences:

The quality of support materials in teaching are 30% stated that good; 20% stated that fair; 20% stated that very good; 20% stated that satisfactory; 10% stated that very good.

Inferences:


The training and placement cell in the college functions 40% stated that very good; 30% stated that unsatisfactory; 20% stated that fair; 10% stated that satisfactory.

Inferences:

The canteen facility in college campus is 40% stated that unsatisfactory; 30% stated that very good; 30% stated that fair.

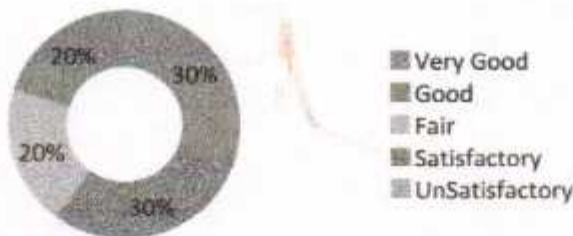
Inferences:

8. Hostel Facilities




The hostel facility in college campus is 40% stated that fair; 20% stated that good; 20% stated that very good; 10% stated that satisfactory; 10% stated that unsatisfactory.

9. Facilities Alumni Association/Network of Old Friends



Inferences:
The alumni association in college campus is 30% stated that very good; 30% stated that good; 20% stated that fair; 20% stated that satisfactory.

10. Overall Rating of the College



Inferences:
The over all rating of the college 40% stated that good; 40% stated that very good; 10% stated that fair; 10% stated that satisfactory.

S. No.	FEEDBACK	ACTION TAKEN
1.	The canteen facility in college campus is 40% stated that unsatisfactory	Quality food available in our college at subsidies rate for our student
2.	The hostel facility in college campus is 40% stated that fair	Daily Clean the hostel for student hygienic environment
3.	The department faculties helps in guding on project are 37% stated that fair	Senior faculties are arrange for the welfare of students project guidance

R. Manikandan

HOD

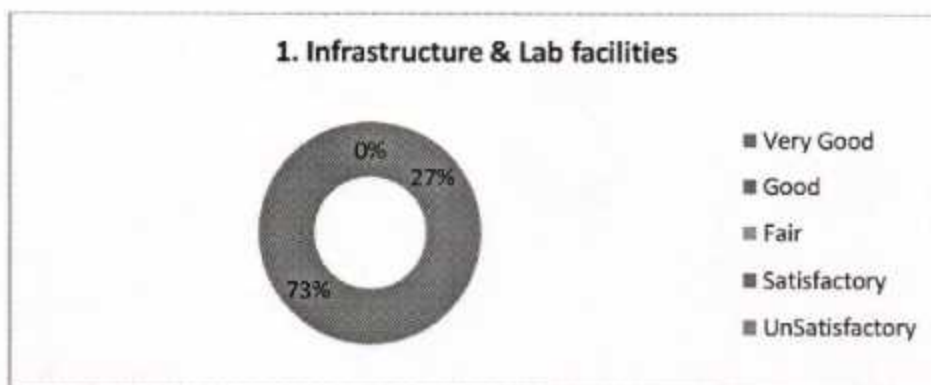
Dr. R. MANIKANDAN, M.Sc./C.S., B.Ed., M.B.A., M.Phil., Ph.D.,
HOD
Department of Business Administration
KMG College of Art & Science
Gudiyattam.

[Signature]
PRINCIPAL
K.M.G. COLLEGE OF ARTS & SCIENCE
GUDIYATTAM - 635 803.
VELLORE DISTRICT.

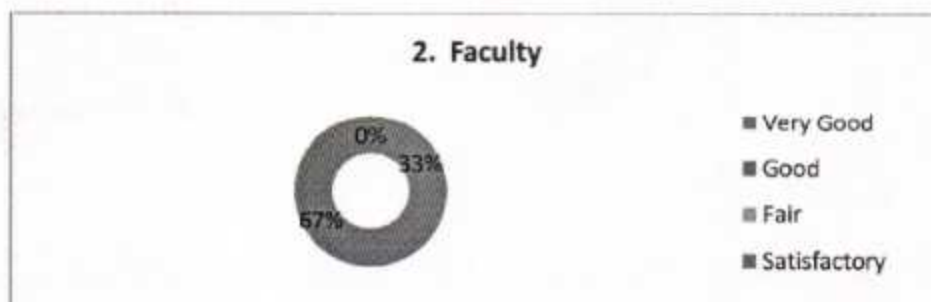
2019-2020

DEPARTMENT OF BIO CHEMISTRY

ALUMNI FEEDBACK ANALYSIS

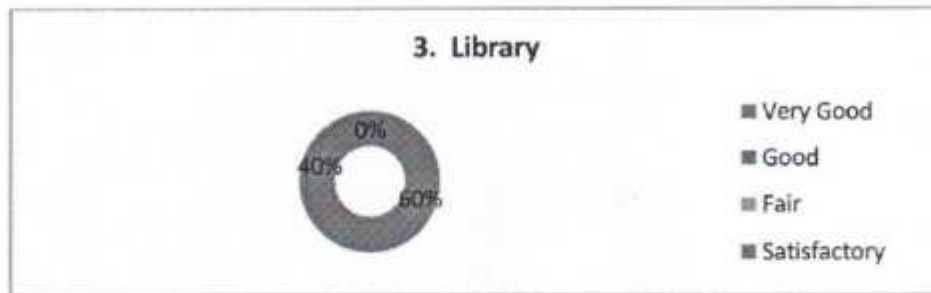


73% of students gave the approach incredibly positive comments for helping with their wide-ranging academic interests. The level of the most recent student feedback has been kept at or above it because of our efforts.




33% of the instructors gave the course a positive review, noting that it was well-structured and organised.

They received positive reviews from 67% of the professors, who also noted that they were reorganised and well-structured.
We made an attempt to maintain the calm.
We were informed that the instructor was qualified to conduct this particular course.



60% of the students gave favourable responses, indicating that they thought the material was interesting and helpful.

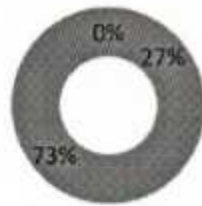
We have worked to keep the level of the current student feedback at or above it.



According to 47% of the feedback we received, the instructor was qualified to teach this specific topic.

have made efforts to maintain the standard at or higher than the most recent student comments.

5. Quality of support material



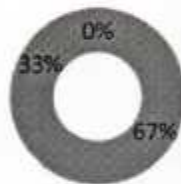
- Very Good
- Good
- Fair
- Satisfactory
- UnSatisfactory

Based on information from assignments and lectures, 27% of the students gave positive feedback.

73 percent material quality

We have upgraded content preparation for tests in an effort to keep assignments and lectures at a higher level.

6. Training & Placement




- Very Good
- Good
- Fair
- Satisfactory
- UnSatisfactory

Students typically respond to placement cells at a rate of 67%.

For students that participate in training and placement, we do a lot of effort to increase the number of excellent feedback ratings.



The kids gave very good feedback (47%), indicating that the canteen operated efficiently and provided decent food (53%).
iteams



60% of the students gave favourable feedback on the hostel, with 40% of the m responding extremely favourably to its amenities.

10. Overall Rating of the College



- Very Good
- Good
- Fair
- Satisfactory
- UnSatisfactory

We made an effort to keep the level of the current student comments there or above.

Regarding the way the college responded to students, 67% of students have provided us with extremely positive feedback. Of the students, 33% have provided positive feedback to the institution.

Ile Kanthigides
HOD

HOD
RESEARCH DEPARTMENT OF BIOCHEMISTRY
K.M.G. COLLEGE OF ARTS & SCIENCE

[Signature]
PRINCIPAL

PRINCIPAL

K.M.G. COLLEGE OF ARTS & SCIENCE
GUDIYATAM - 635 803,
VELLORE DISTRICT

**K.M.G COLLEGE OF ARTS AND SCIENCE,
GUDIYATTAM - 635 803
PG AND RESEARCH DEPARTMENT OF BIOCHEMISTRY
Action Taken Report on Alumni Feedback 2019-20**

Serial NO.	Areas Need Improvement/Suggestions	Action Taken
1	73% of students gave the approach incredibly positive comments for helping with their wide-ranging academic interests. The level of the most recent student feedback has been kept at or above it because of our efforts.	The level of the most recent student feedback has been kept at or above it because of our efforts.


HOD


HOD
PG & RESEARCH DEPARTMENT OF BIOCHEMISTRY
K.M.G. COLLEGE OF ARTS & SCIENCE

PRINCIPAL

PRINCIPAL
K.M.G. COLLEGE OF ARTS & SCIENCE
GUDIYATTAM - 635 803.

2019-2020
DEPARTMENT OF MICRO BIOLOGY
ALUMNI FEEDBACK ANALYSIS

1. Infrastructure & Lab facilities



Inference:

57% of Alumni's had stated that the content of the subject was very Good; 36% of Alumni's had stated that the content of the subject was Good; 7% of Alumni's students had stated that the content of the subject was Fair.

Action Taken:

We are received Positive feedback. Hence we will maintain the same in the future academic years.

2. Faculty



Inference:

29% of Alumni's had stated that the content of the subject was very Good; 71% of Alumni's had stated that the content of the subject was Good.

Action Taken:

We are received Positive feedback. Hence we will maintain the same in the future academic years

3. Library



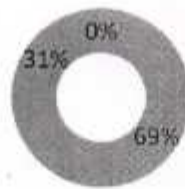
Inference:

57% of Alumni's had stated that the content of the subject was very Good; 36% of Alumni's had stated that the content of the subject was Good; 7% of Alumni's students had stated that the content of the subject was average.

Action Taken:

We are received Positive feedback. Hence we will maintain the same in the future academic years

4. Project Guidance



- Very Good
- Good
- Fair
- Satisfactory
- UnSatisfactory

Inference:

60% of Alumni's had stated that the content of the subject was very Good; 31% of Alumni's had stated that the content of the subject was excellent.

Action Taken:

We are received Positive feedback. Hence we will maintain the same in the future academic years

5. Quality of support material



- Very Good
- Good
- Fair
- Satisfactory
- UnSatisfactory

Inference:

31% of Alumni's had stated that the content of the subject was very Good; 69% of Alumni's had stated that the content of the subject was excellent.

Action Taken:

We are received Positive feedback. Hence we will maintain the same in the future academic years

6. Training & Placement



- Very Good
- Good
- Fair
- Satisfactory
- UnSatisfactory

Inference:

36% of Alumni's had stated that the content of the subject was very Good; 50% of Alumni's had stated that the content of the subject was Good; 14% of Alumni's students had stated that the content of the subject was Satisfactory.

Action Taken:

We are received Positive feedback. Hence we will maintain the same in the future academic years

7. Canteen



- Very Good
- Good
- Fair
- Satisfactory

Inference:

30% of Alumni's had stated that the content of the subject was very Good; 70% of Alumni's had stated that the content of the subject was Good.

Action Taken:

We are received Positive feedback. Hence we will maintain the same in the future academic years

8. Hostel Facilities



- Very Good
- Good
- Fair
- Satisfactory

Inference:

15% of Alumni's had stated that the content of the subject was very Good; 77% of Alumni's had stated that the content of the subject was Good; 8% of Alumni's students had stated that the content of the subject was Satisfactory.

Action Taken:

We are received Positive feedback. Hence we will maintain the same in the future academic years

9. Facilities Alumni Association/Network of Old Friends



- Very Good
- Good
- Fair
- Satisfactory

Inference:

43% of Alumni's had stated that the content of the subject was very Good; 43% of Alumni's had stated that the content of the subject was Good; 7% of Alumni's students had stated that the content of the subject was Satisfactory.

Action Taken:

We are received Positive feedback. Hence we will maintain the same in the future academic years

10. Overall Rating of the College




Inference:

36% of Alumni's had stated that the content of the subject was very Good; 50% of Alumni's had stated that the content of the subject was Good; 14% of Alumni's students had stated that the content of the subject was Fair.

Action Taken:

We are received Positive feedback. Hence we will maintain the same in the future academic years

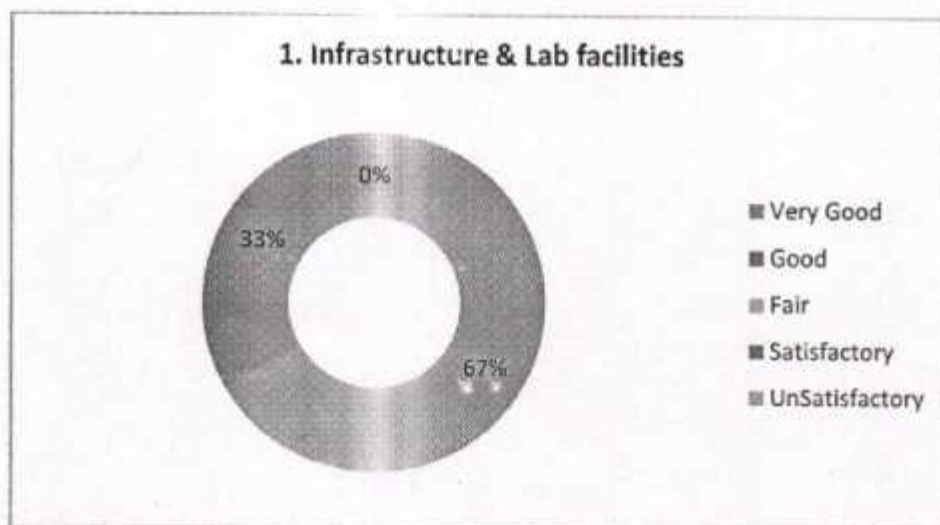

**HEAD OF THE DEPARTMENT
PG & RESEARCH DEPARTMENT OF MICROBIOLOGY
K.M.G. COLLEGE OF ARTS & SCIENCE
GUDIYATTAM - 635 803**


**PRINCIPAL
K.M.G. COLLEGE OF ARTS & SCIENCE
GUDIYATTAM - 635 803.**

2019-2020

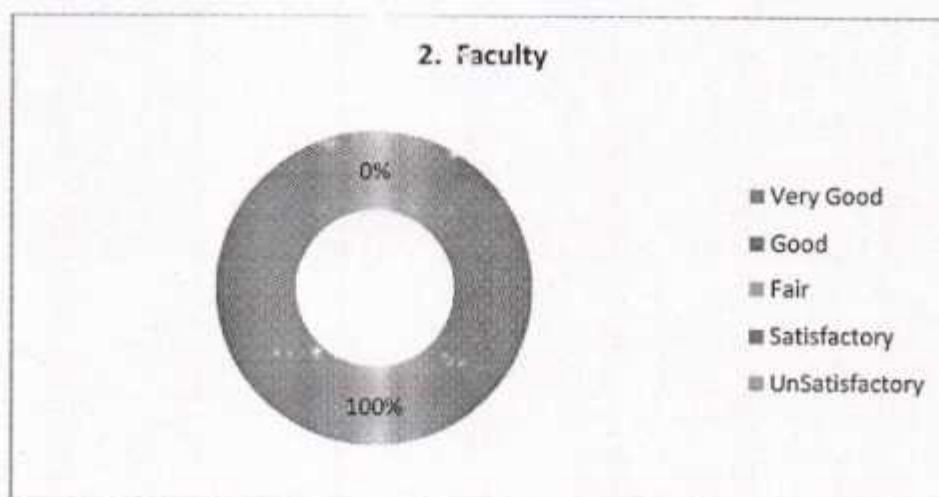
DEPARTMENT OF COMMERCE CA

ALUMNI FEEDBACK ANALYSIS



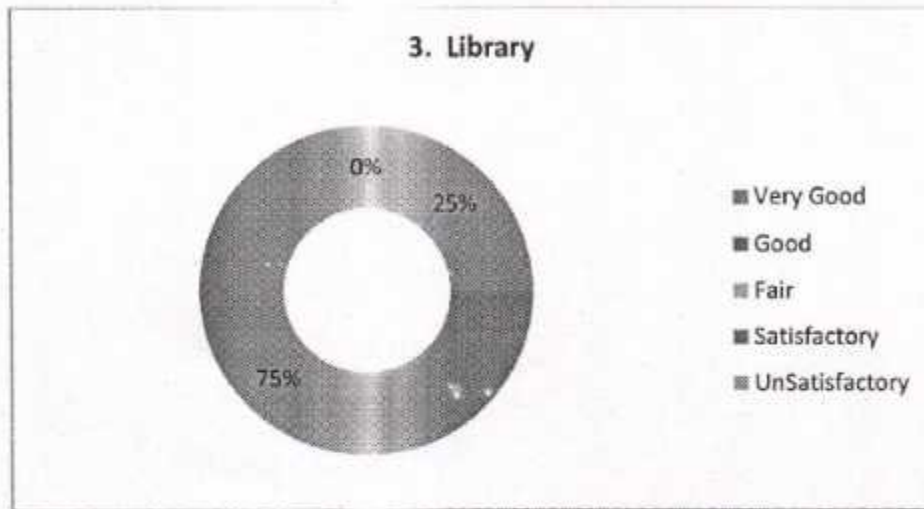
Inference:

Above table showed that 67% of the alumni felt that infrastructure and lab facilities are very good and 33% of the alumni felt that infrastructure and lab facilities are good.




Inference:

Above table showed that 100% of the alumni felt that faculty are good.



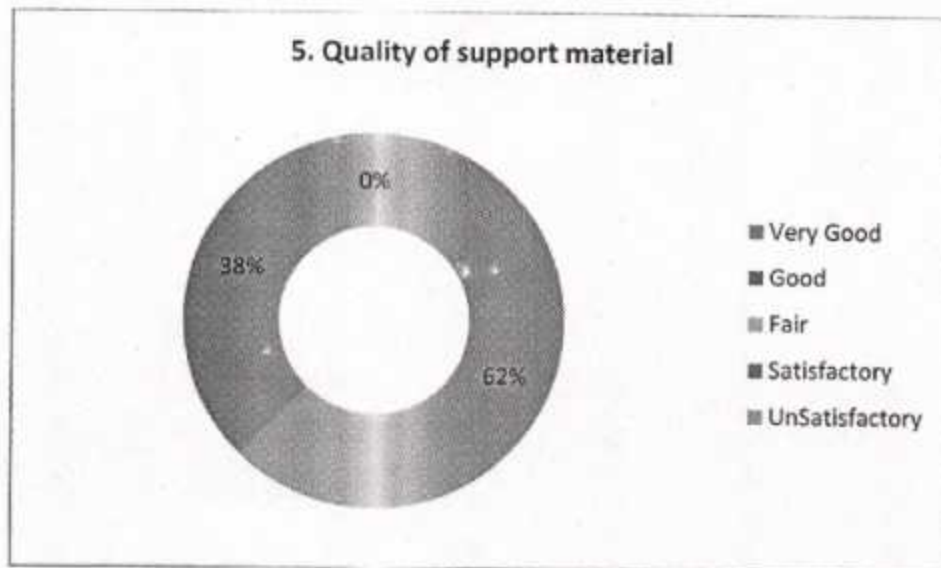
Inference:

Above table showed that 25% of the alumni felt that library are very good and 75% of the alumni felt that library are good.




Inference:

Above table showed that 62% of the alumni felt that project guidance are very good and 38% of the alumni felt that project guidance are good.




Inference:

Above table showed that 62% of the alumni felt that quality of support material are very good and 38% of the alumni felt that quality of support material are good.




Inference:

Above table showed that 37% of the alumni felt that training and placement are very good and 63% of the alumni felt that training and placement are good.



Inference:


Above table showed that 33% of the alumni felt that canteen are very good and 67% of the alumni felt that canteen are good.



Inference:

Above table showed that 32% of the alumni felt that hostel facilities are very good and 79% of the alumni felt that hostel facilities are good.


9. Facilities Alumni Association/Network of Old Friends



Inference:

Above table showed that 37% of the alumni felt that facilities alumni association/network of old friends are very good and 63% of the alumni felt that facilities alumni association/network of old friends are good.

10. Overall Rating of the College



Inference:

Above table showed that 21% of the alumni felt that overall rating of the college are very good and 79% of the alumni felt that overall rating of the college are good.

ACTION TAKEN:

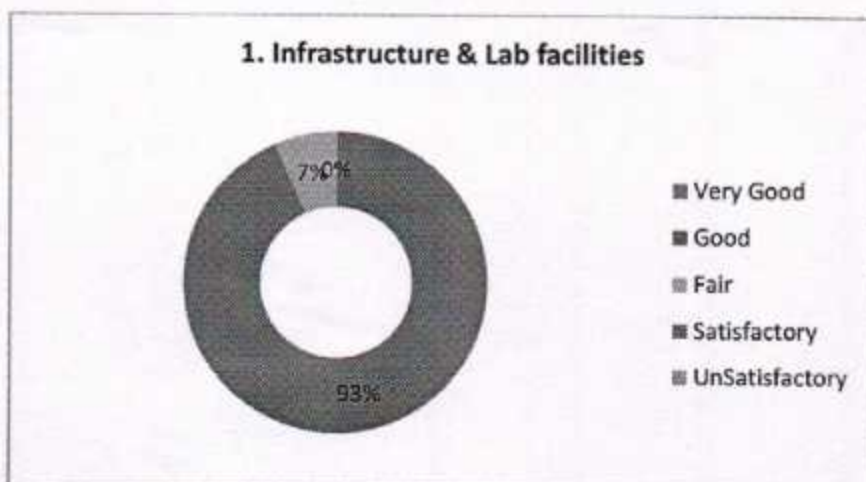
Based on the above analysis the alumin's feedback were excellent and very good. So our college sustain the same and improve based on the need.

(Signature)
H.O.D.

KMG COLLEGE OF ARTS AND SCIENCE

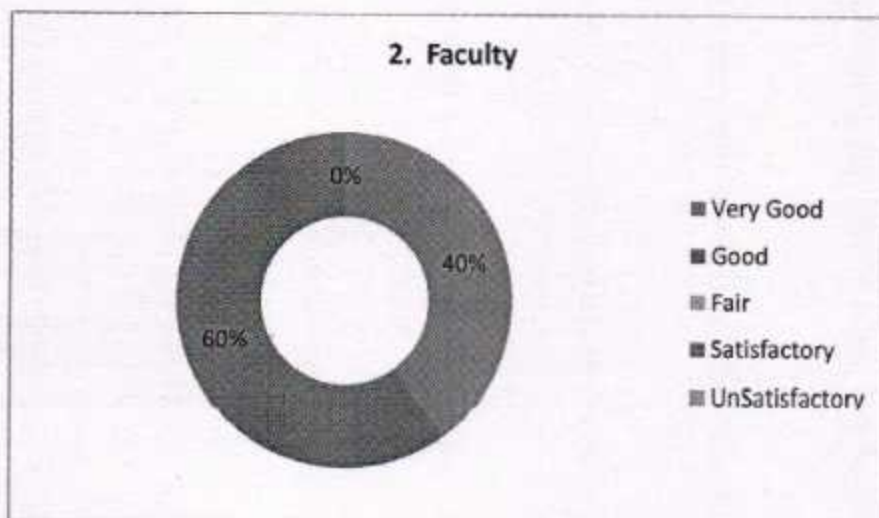
PG AND RESEARCH DEPARTMENT OF CHEMISTRY

ALUMNI FEEDBACK ANALYSIS 2019-2020



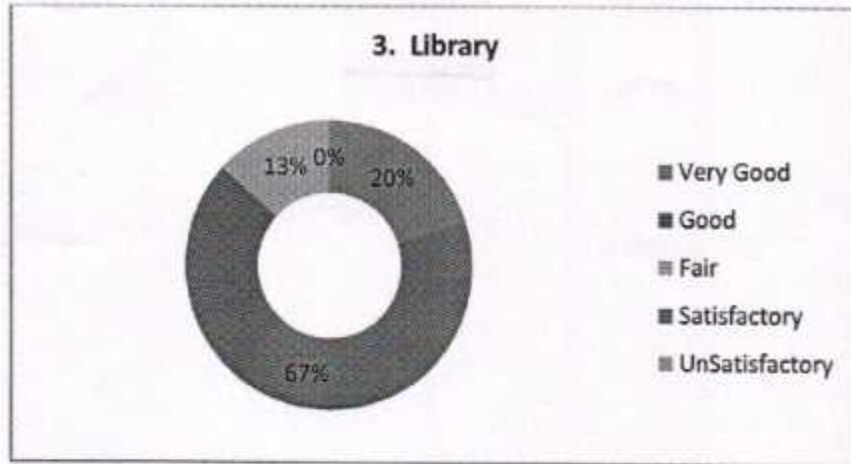
Inference:

The above table showed that Alumni feedback Analysis for The Infrastructure & Lab Facilities was 93% Good and 7% Fair.



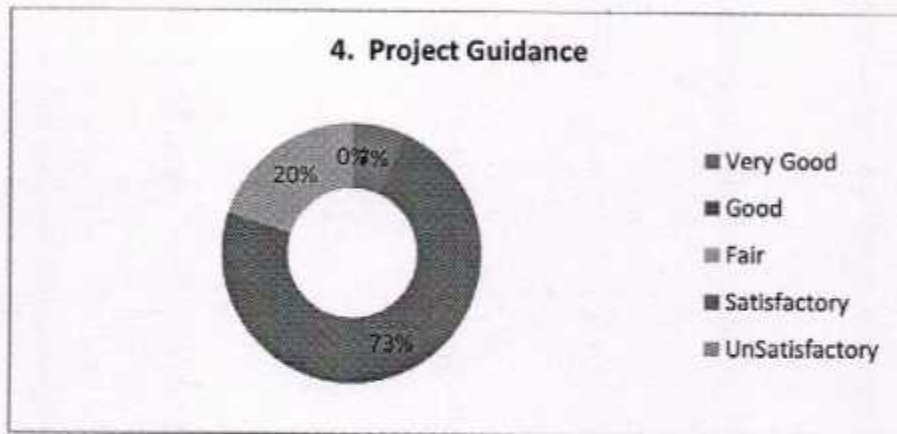
Inference:

The above table showed that Alumni feedback Analysis for The Faculty in our department was 40% very good and 60% Good.



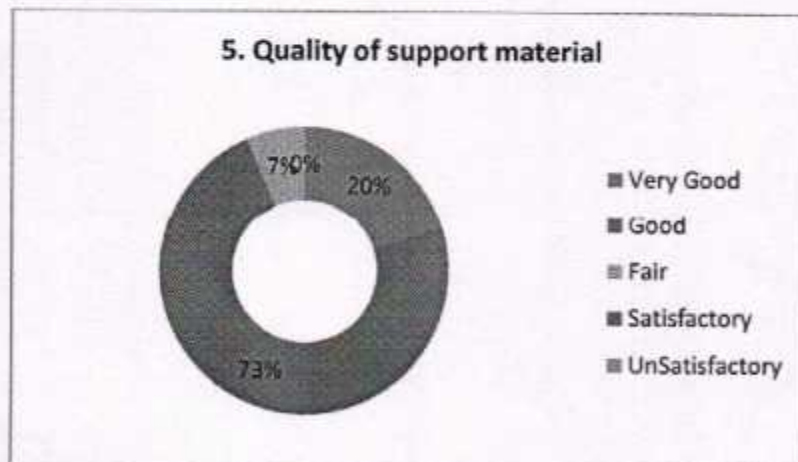
Inference:

The above table showed that Alumini feedback Analysis for the library facility was 40% very good and 60% Good.




Inference:

The above table showed that Alumini feedback Analysis for the project guidance was 7% very good 73% Good and Fair 20%



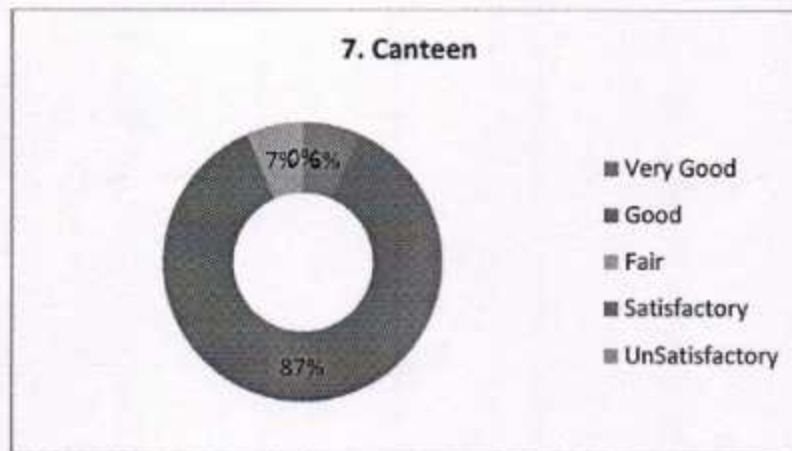
Inference:

The above table showed that Alumini feedback Analysis for the quality of support material was 20% very good, 73% Good and 7% fair.



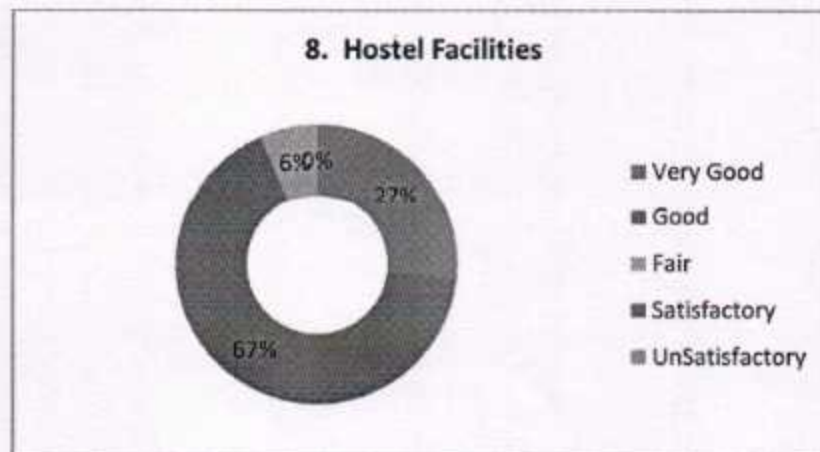
Inference:

The above table showed that Alumni feedback Analysis for the training and placement for our college was 13% very good, 80% Good. And 7% fair



Inference:

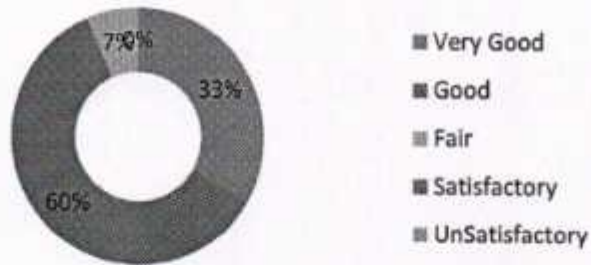
The above table showed that Alumni feedback Analysis for the canteen facility was 6% very good , 87% Good and 7% fair.



Inference:

The above table showed that Alumni feedback Analysis for the hostel facility was 27% very good 67% Good and 6 % fair


9. Facilities Alumni Association/Network of Old Friends



Inference:

The above table showed that Alumini feedback Analysis for the alumini association was 33% very good , 60% Good and 7% fair

10. Overall Rating of the College



Inference:

The above table showed that Alumini feedback Analysis for overall rating of the college was 54% very good 33% Good and 13% Fair

Action Taken:

Based on the above analysis it is concluded that the Alumni feedback were Very Good in the majority of the questions. So we follow the same and try to development the same on the need base.

M. S. Bhalanani
Head Of the Department

HOD
PG & RESEARCH DEPARTMENT OF CHEMISTRY
K.M.G. COLLEGE OF ARTS & SCIENCE

principal
PRINCIPAL
K.M.G. COLLEGE OF ARTS & SCIENCE
GUDYATTAM - 635 803.

2019-2020
DEPARTMENT OF ENGLISH
ALUMNI FEEDBACK ANALYSIS

1. Infrastructure & Lab facilities



Analysis

The above Doughnut chart showed that 6% of the alumni felt that Infrastructure and Lab facilities are very good, 40% of the alumni felt Good and 27% of the alumni felt fair and 27% of the alumni felt satisfactory.

2. Faculty



Analysis

The above Doughnut chart showed that 7% of the alumni felt that the faculty members are very good, 60% of the alumni felt Good and 13% of the alumni felt fair and 20% of the alumni felt satisfactory.

3. Library



Analysis

The above Doughnut chart showed that 20% of the alumni felt that Library facilities are very good, 67% of the alumni felt good, 6% of the alumni felt fair and 7% of the alumni felt satisfactory.

4. Project Guidance



Analysis

The above Doughnut chart showed that 14% of the alumni felt that Project guidelines are very good, 36% of the alumni felt good, 7% of the alumni felt fair and 43% of the alumni felt satisfactory.

5. Quality of support material



Analysis

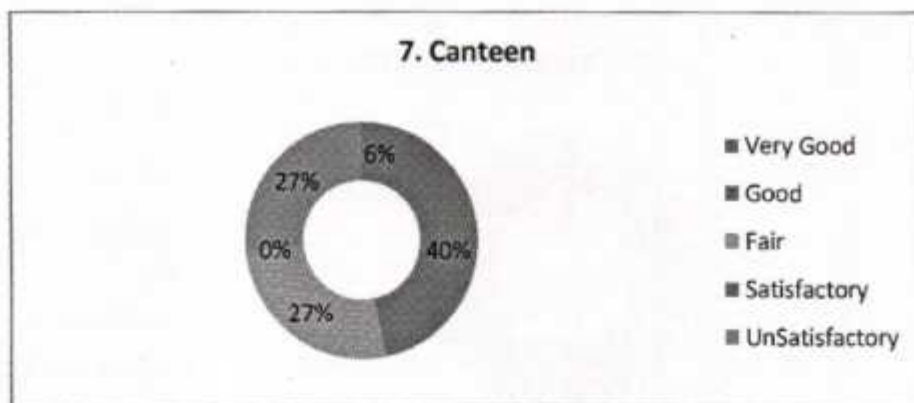
The above Doughnut chart showed that 13% of the alumni felt that quality of support materials are very good, 40% of the alumni felt good, 20% of the alumni felt fair, 20% of the alumni felt satisfactory and 7% of the alumni felt UnSatisfactory.

6. Training & Placement



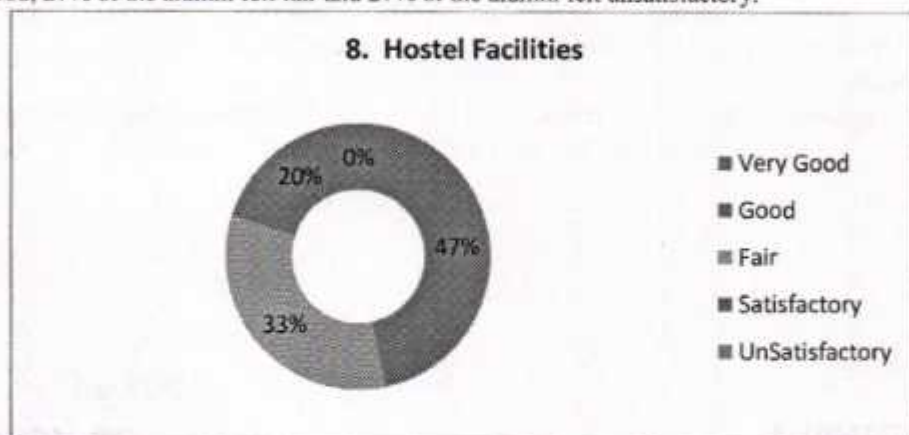
Analysis

The above Doughnut chart showed that 46% of the alumni felt that training and placement are good, 27% of the alumni felt fair, 20% of the alumni felt satisfactory and 7% of the alumni felt UnSatisfactory.



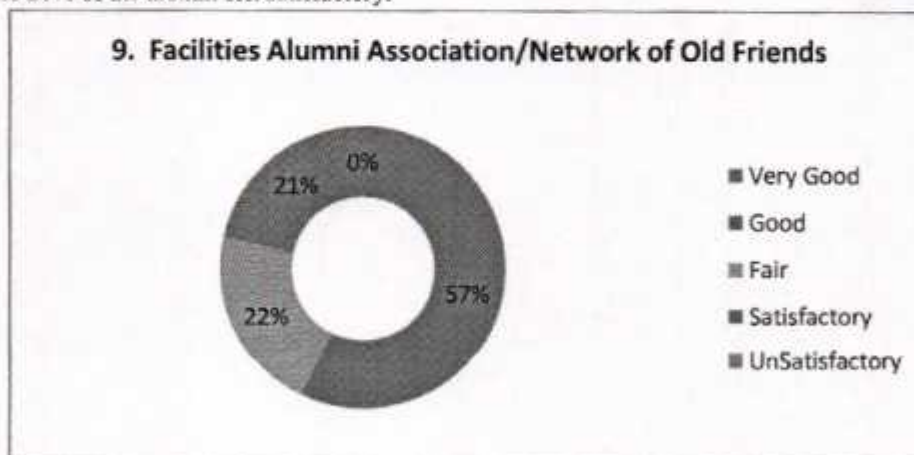
Analysis

The above Doughnut chart showed that 6% of the alumni felt that canteen facilities are very good, 40% of the alumni felt good, 27% of the alumni felt fair and 27% of the alumni felt unsatisfactory.



Analysis

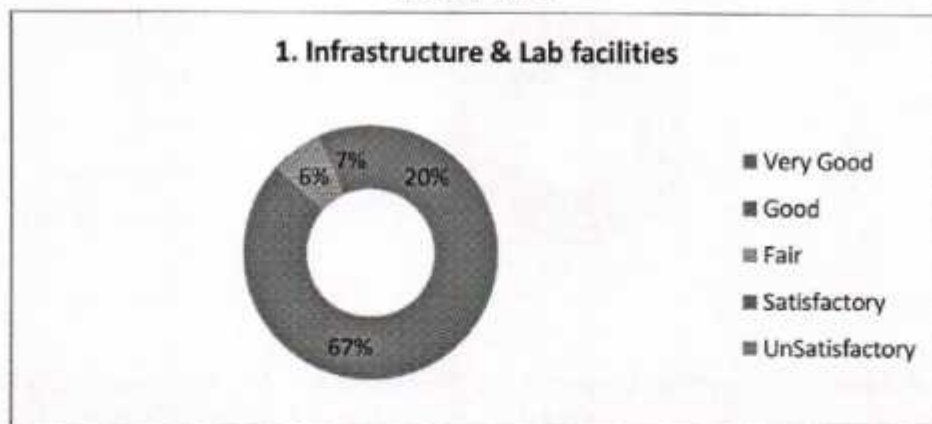
The above Doughnut chart showed that 47% of the alumni felt that Hostel facilities are good, 33% of the alumni felt fair and 20% of the alumni felt satisfactory.



Analysis

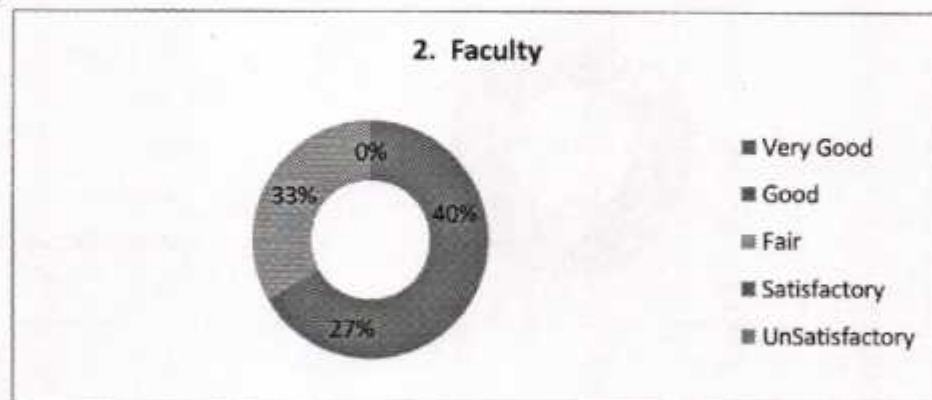
The above Doughnut chart showed that 57% of the alumni felt that Facilities Alumni association is good, 22% of the alumni felt fair and 21% of the alumni felt satisfactory.

K.M.G.COLLEGE OF ARTS & SCIENCE, GUDIYATTAM-635803.
DEPARTMENT OF MATHEMATICS
ALUMNI FEEDBACK ANALYSIS
2019-2020



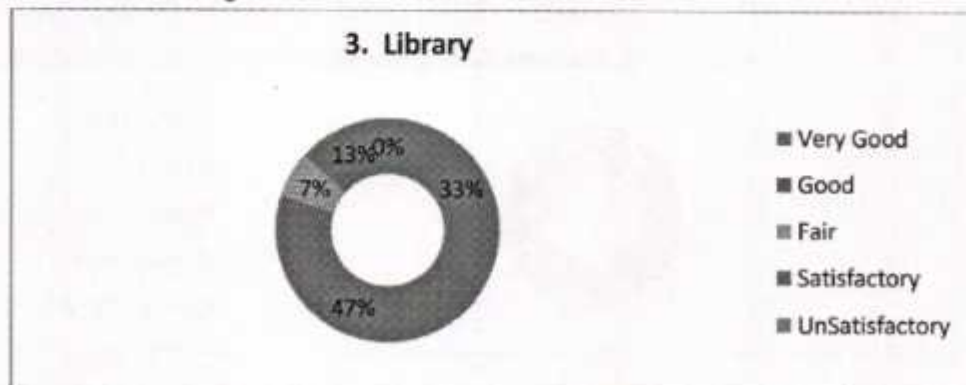
Analysis:

The above Doughnut chart showed that 20% of the alumni felt that Infrastructure and Lab facilities are very good, 67% of the alumni felt good, 6% of the alumni felt fair and 7% of the alumni felt satisfactory.



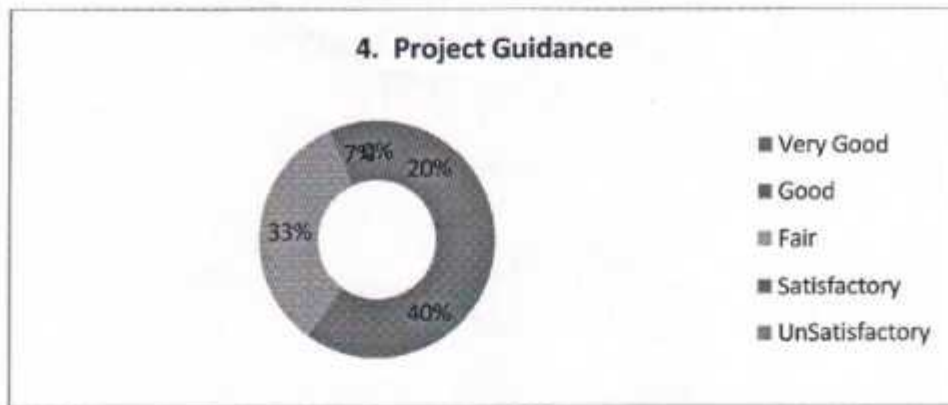
Analysis:

The above Doughnut chart showed that 40% of the alumni felt that faculty members are very good, 27% of the alumni felt good and 33% of the alumni felt fair.



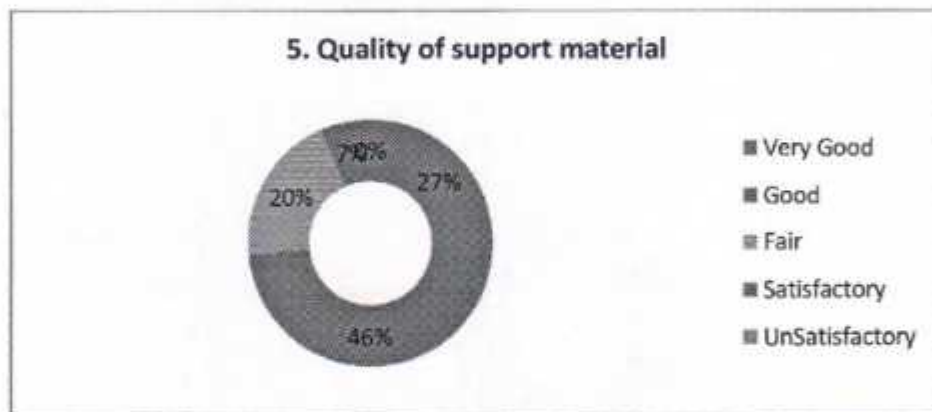
Analysis:

The above Doughnut chart showed that 33% of the alumni felt that Library facilities are very good, 47% of the alumni felt good, 7% of the alumni felt fair, 13% of the alumni felt satisfactory.




Analysis:

The above Doughnut chart showed that 20% of the alumni felt that Project guidelines are very good, 40% of the alumni felt good, 33% of the alumni felt fair and 7% of the alumni felt satisfactory.



Analysis:

The above Doughnut chart showed that 27% of the alumni felt that quality of support materials are very good, 46% of the alumni felt good, 20% of the alumni felt fair and 7% of the alumni felt satisfactory.



Analysis:

The above Doughnut chart showed that 13% of the alumni felt that training and placement are very good, 53% of the alumni felt good, 7% of the alumni felt fair, 20% of the alumni felt satisfactory and 7% of the alumni felt unsatisfactory.

7. Canteen



Analysis:

The above Doughnut chart showed that 13% of the alumni felt that canteen facilities are very good, 40% of the alumni felt good, 20% of the alumni felt fair and 27% of the alumni felt satisfactory.

8. Hostel Facilities



Analysis:

The above Doughnut chart showed that 13% of the alumni felt that Hostel facilities are very good, 47% of the alumni felt good, 33% of the alumni felt fair and 7% of the alumni felt satisfactory.

9. Facilities Alumni Association/Network of Old Friends



Analysis:

The above Doughnut chart showed that 27% of the alumni felt that facilities Alumni association are very good, 47% of the alumni felt good, 13% of the alumni felt fair and 13% of the alumni felt satisfactory.

10. Overall Rating of the College



- Very Good
- Good
- Fair
- Satisfactory
- UnSatisfactory

Analysis:

The above Doughnut chart showed that 27% of the alumni felt that overall rating of the college are very good, 60% of the alumni felt good and 13% of the alumni felt fair.

ACTION TAKEN:

Majority of the Alumni's responses are favorable and the department should maintain the same for the coming years and also improve some facilities based on the needs of the alumni.

N. Raju
Head of the Department

HOD

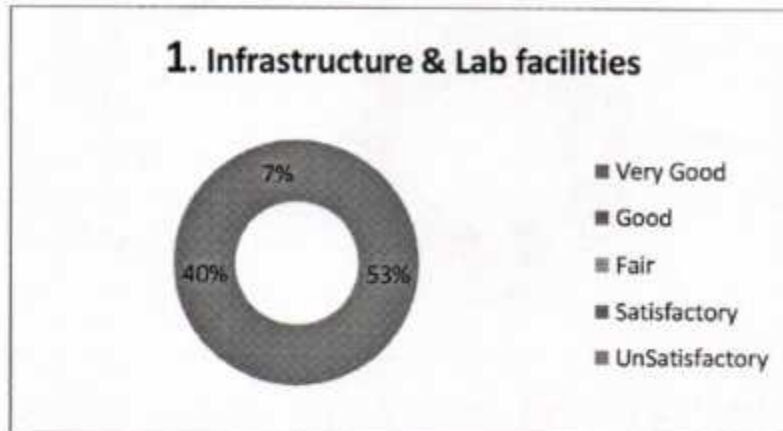
TECHNOLOGY & RESEARCH DEPARTMENT OF MATHEMATICS
K.M.G. COLLEGE OF ARTS & SCIENCE

[Signature]
Principal

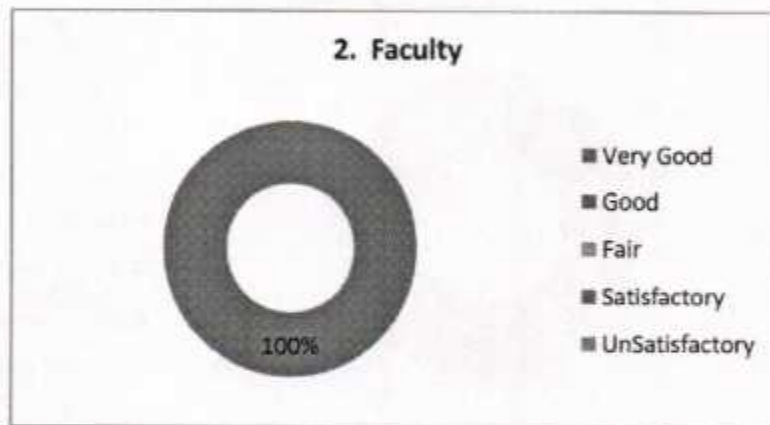
PRINCIPAL

K.M.G. COLLEGE OF ARTS & SCIENCE
GUDAYATTAM - 635 893.

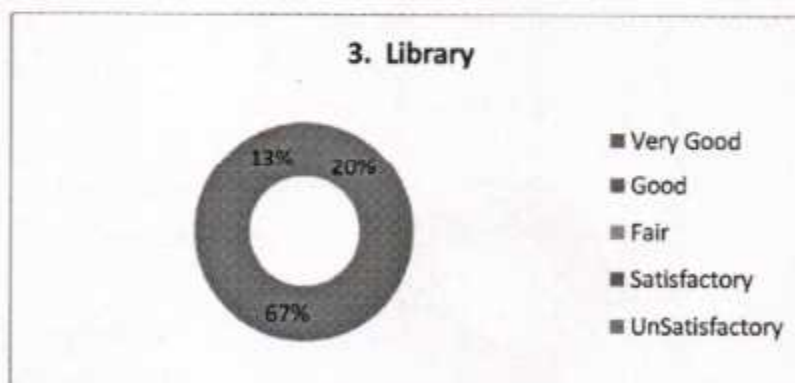
DEPARTMENT OF BCA
ALUMNI FEEDBACK ANALYSIS
2019-2020



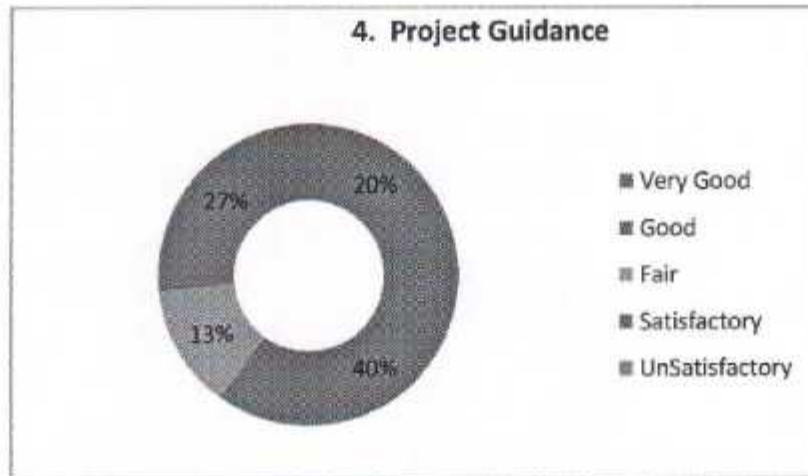
The result shows that 53% of the alumni has given very good for infrastructure & Lab facilities, 40% has given good and 7% fair.



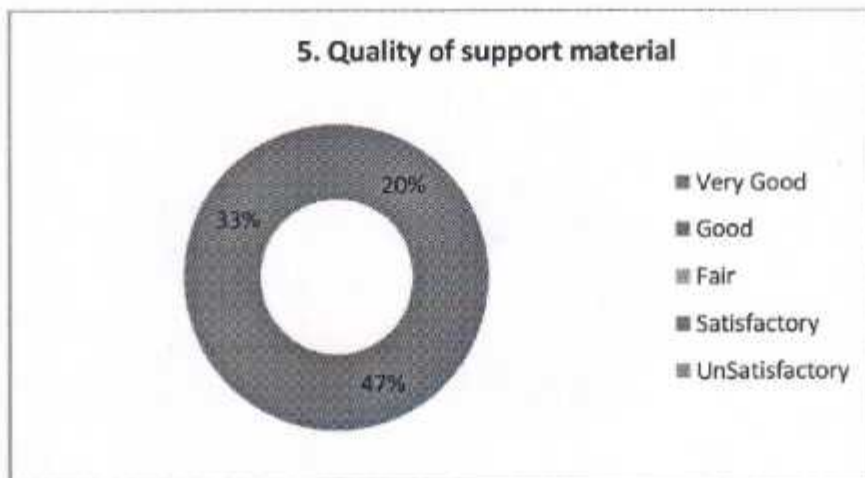
The result shows that 100% of the alumni has given good for faculty.



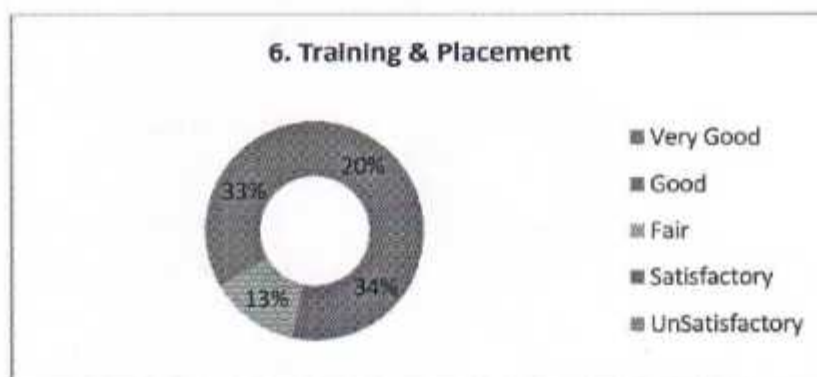
The result shows that 20% of the alumni has given very good for library, 67% has given good and 13% fair.



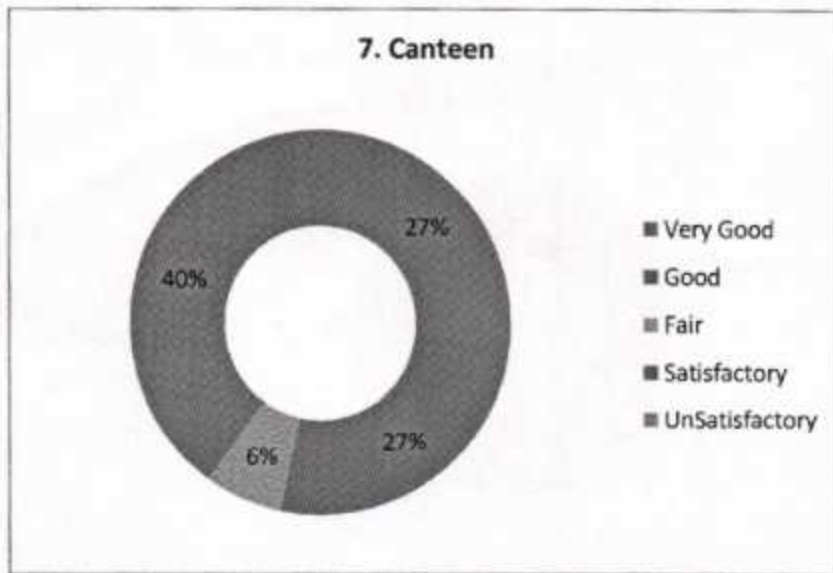
The result shows that 20% of the alumini has given very good for Project Guidance, 40% has given good, 13% has given fair and 27% satisfactory.



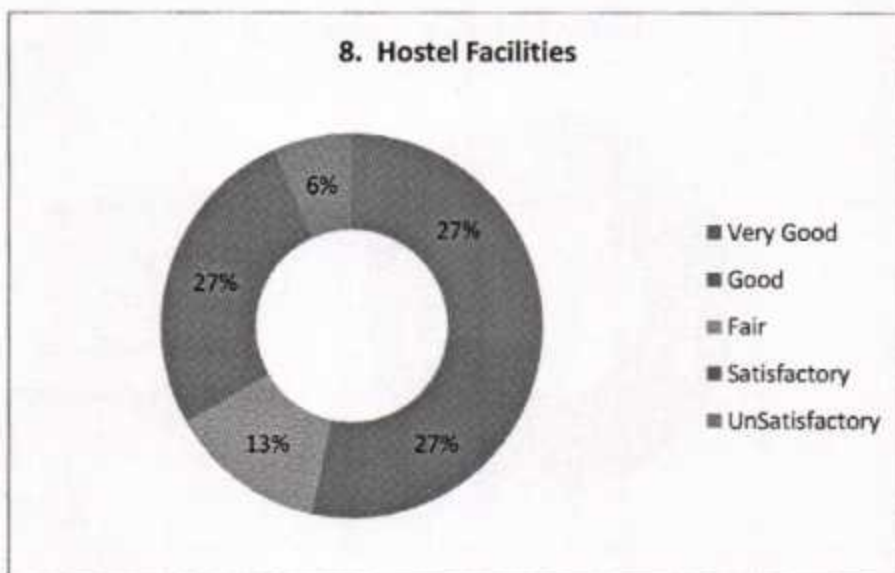
The result shows that 20% of the alumini has given very good for Quality of support material, 47% has given good and 33% satisfactory.



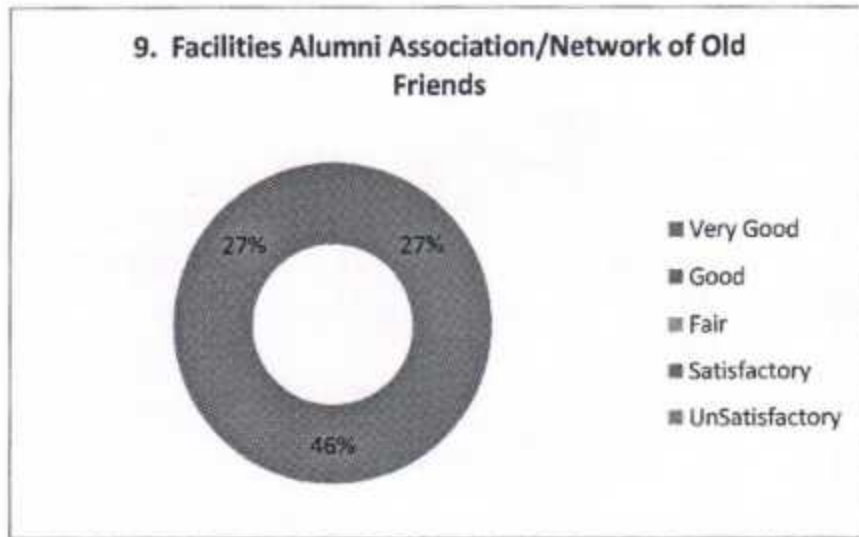
The result shows that 20% of the alumini has given very good for Training & Placement, 34% has given good, 13% has given fair and 33% satisfactory.



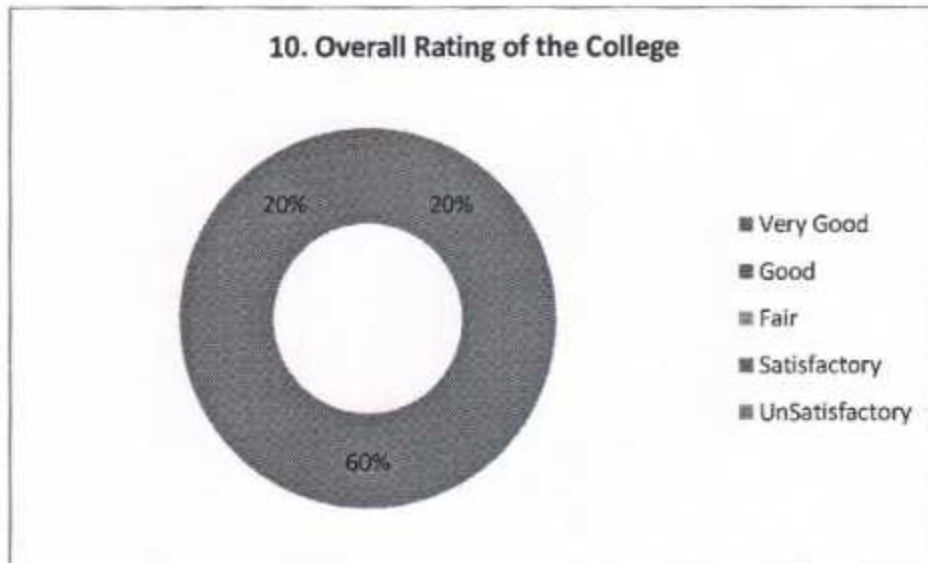
The result shows that 27% of the alumini has given very good for canteen, 27% has given good, 6% has given fair and 40% satisfactory.



The result shows that 27% of the alumini has given very good for hostel facilities, 27% has given good, 13% has given fair and 27% satisfactory.



The result shows that 27% of the alumini has given very good for Facilities Alumni Association/Network of Old Friends, 46% has given good and 27% satisfactory.



The result shows that 20% of the alumini has given very good for Overall Rating of the College, 60% has given good and 20% satisfactory.

Action Taken:

We have received good response in all parameters. We are trying to sustain the same.

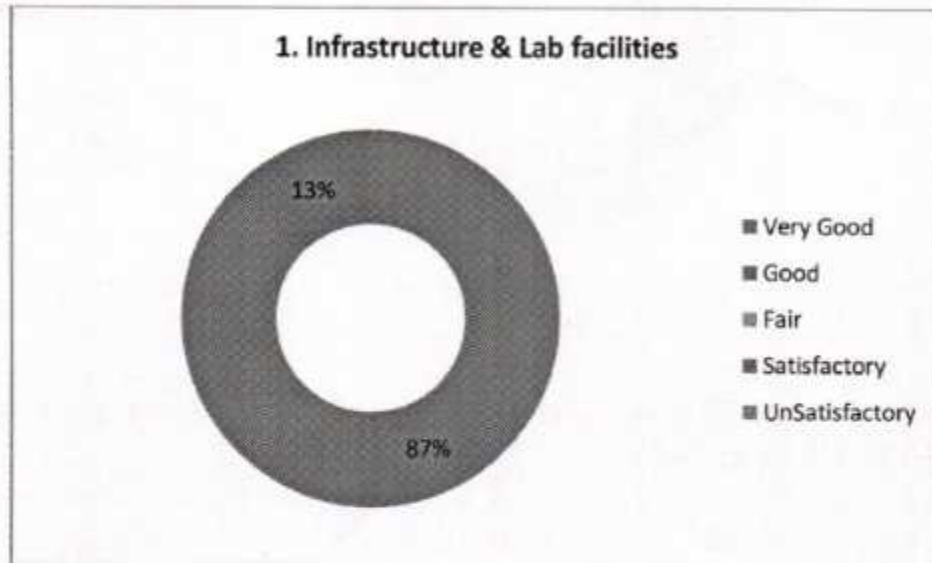
Head of the Department 
Head Department of Computer Applications
KMG College of Arts & Science
Gudiyatham - 635 803


PRINCIPAL
K.M.G. COLLEGE OF ARTS & SCIENCE
GUDIYATTAM - 635 803,
VELLORE DISTRICT.

2019-2020

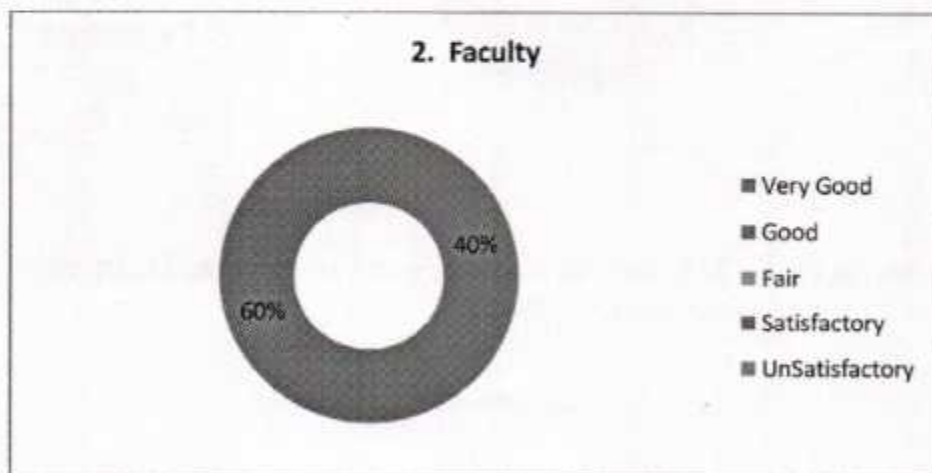
DEPARTMENT OF COMPUTER SCIENCE

ALUMNI FEEDBACK ANALYSIS



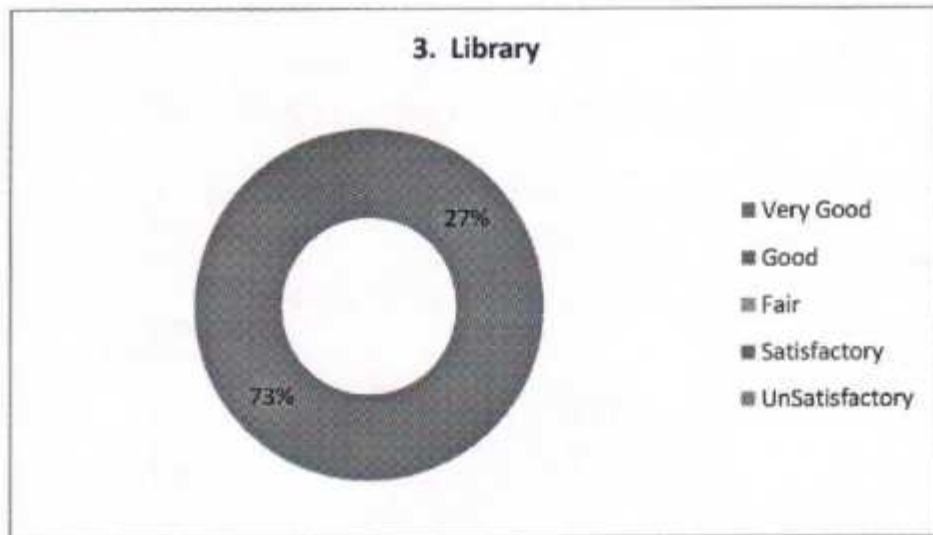
Analysis

The above pie chart shows that 87% respondents have given Verygood for Infrastructure and Lab facilities,13% respondents have given Good for the Infrastructural and Lab facilities.



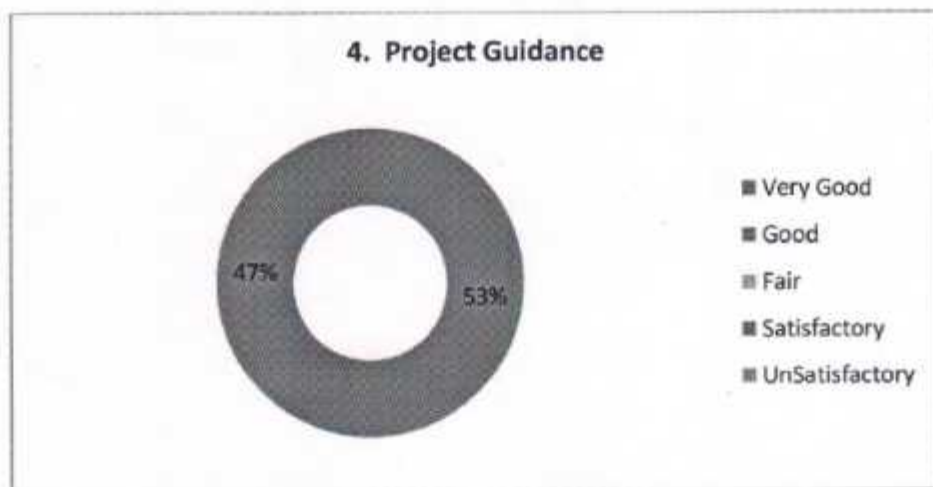
Analysis

The above chart shows that 60% respondents have given Good for Faculty and 40%respondants have given Verygood for Faculty.



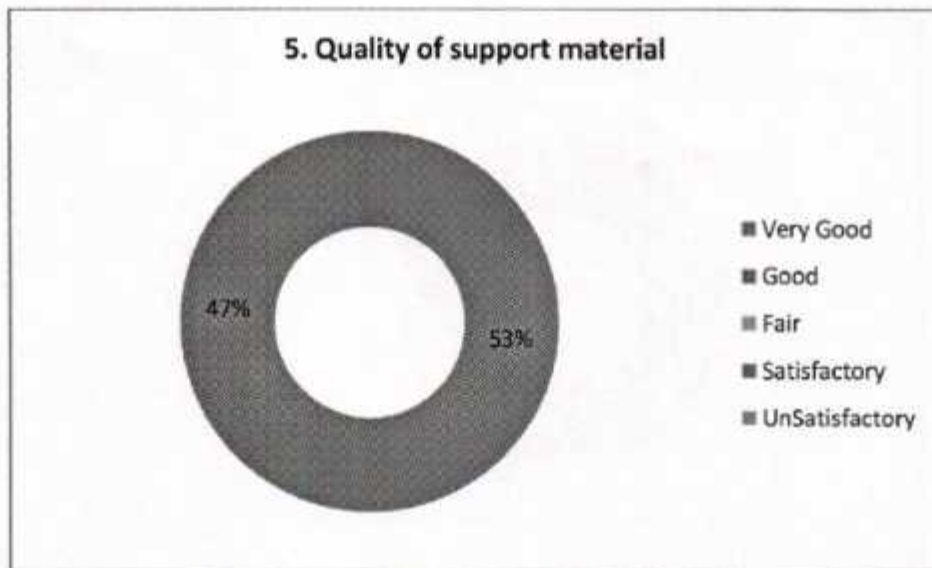
Analysis

The above chart shows that 73% respondents have given Good and 27% respondents have given Verygood for the Library facility.



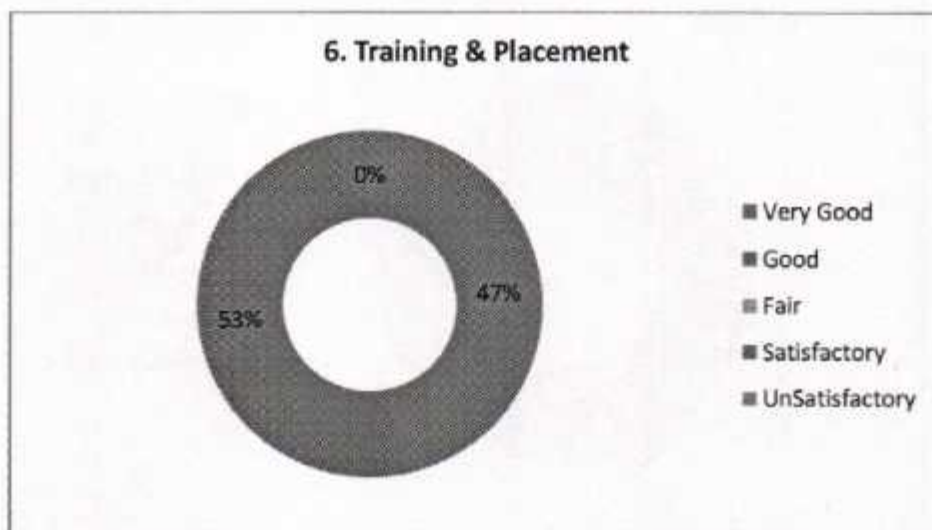
Analysis

The above chart shows that 53% respondents have given Verygood and 47% respondents have given Good for the Project Guidance.



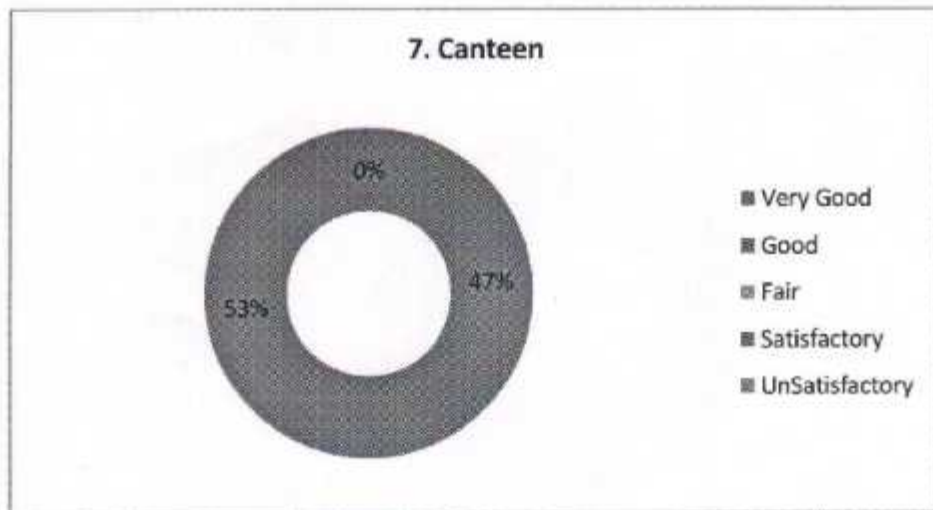
Analysis

The above chart shows that **53%** respondents have given Verygood, **47%** respondents have given Good for Quality of support material.



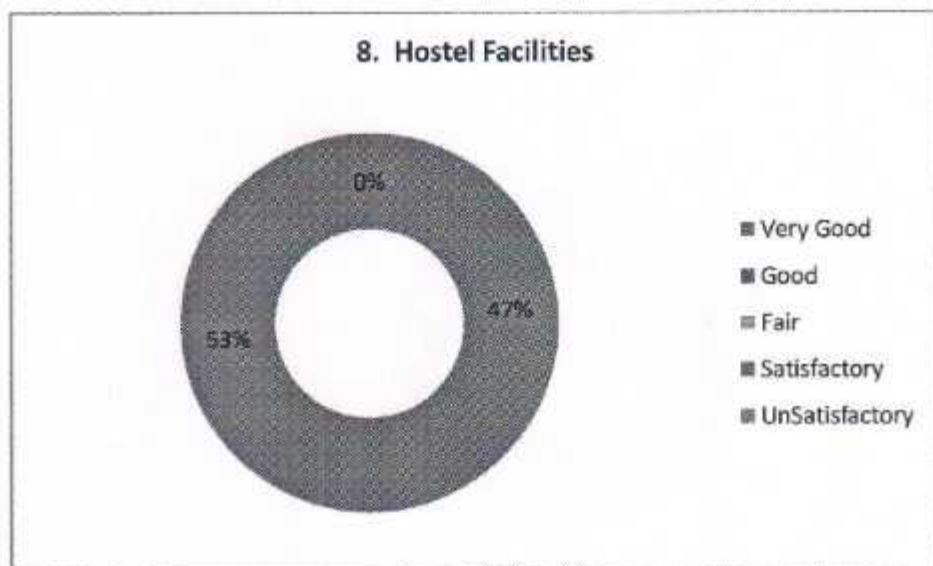
Analysis

The above chart shows that **47%** respondents have given Verygood, **53%** respondents have given Good for Training & Placement.



Analysis

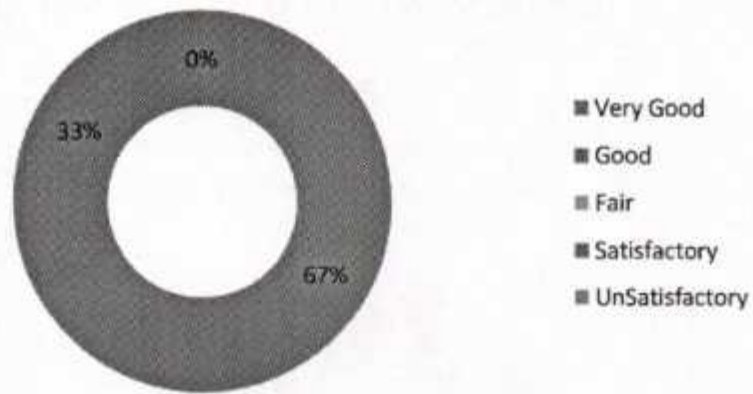
The above chart shows that **53%** respondents have given Good, **47%** respondents have given Verygood for Canteen.



Analysis

The above chart shows that **53%** respondents have given Good, **47%** respondents have given Verygood for Hostel Facilities.

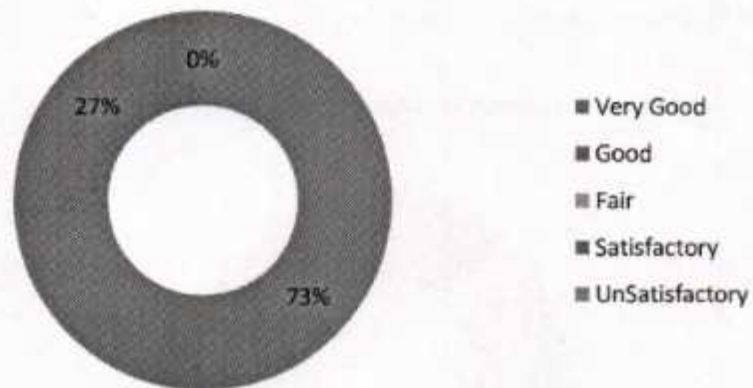
9. Facilities Alumni Association/Network of Old Friends



Analysis

The above chart shows that **67%** respondents have given Verygood, **33%** respondents have given Good for Facilities Alumni Association/Network of Old Friends.

10. Overall Rating of the College




Analysis

The above chart shows that **73%** respondents have given Verygood, **27%** respondents have given Good for Overall Rating of the College.


Head of the Department

Prof. P DANIEL SUNDARRAJ, M.Sc., M.Phil
Assistant Professor & Head
Department of Computer Science
K M G College of Arts & Science
9 S. Road, Ammanangkuppam
Gudiyattam - 635 803


PRINCIPAL
K.M.G. COLLEGE OF ARTS & SCIENCE
GUDIYATTAM - 635 803.



K.M.G COLLEGE OF ARTS AND SCIENCE

Permanently Affiliated to Thiruvalluvar University and
recognized by UGC under section 2(F) & 12(B) of the UGC Act 1956.

Accredited with B+ Grade by NAAC.

Associate member of ICT ACADEMY.

Phone:914171227306

Email:kmgcollege@gmail.com

www.kmgcollege.edu.in

Action Taken Report on Feedback 2019-2020

Students Feedback

SNO	AREAS NEEDS IMPROVEMENTS/SUGGESTIONS	ACTION TAKEN
1.	Student-Teacher Interaction	For excellent student-teacher interaction, parents teachers meetings and ward meetings are being conducted by every department in the college.

Parents Feedback

SNO	AREAS NEEDS IMPROVEMENTS/SUGGESTIONS	ACTION TAKEN
1.	Infrastructure and Computer Lab facility	The department has well equipped lab with required number of systems. Based on the requirement of the students, new systems are added. Further actions have been taken to improve the laboratory facilities.
2.	Toilets/washrooms are clean and properly maintained	Steps have been taken to improve the toilets/washrooms facilities as per the requirements of the students and staff

Teachers Feedback

SNO	AREAS NEEDS IMPROVEMENTS/SUGGESTIONS	ACTION TAKEN
1.	NIL	The overall Feedback is so good and the department will take steps to maintain and sustain it.

Alumni Feedback

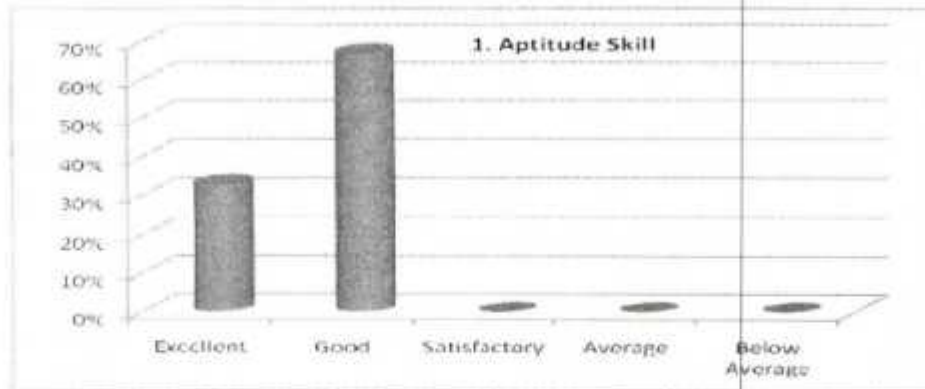
SNO	AREAS NEEDS IMPROVEMENTS/SUGGESTIONS	ACTION TAKEN
1.	Training and Placement	Steps have been taken to organize more training and placement programs in the future for further improvement. Collaboration with other institutes and companies has been made by signing MOU with organizations.


Head of the Department

Prof. P DANIEL SUNDARRAJ, M.Sc., M.Phil
Assistant Professor & Head
Department of Computer Science
K. M. G. College of Arts & Science
R. S. Road, Ammanangkuppam
Gudiyattam - 635 803

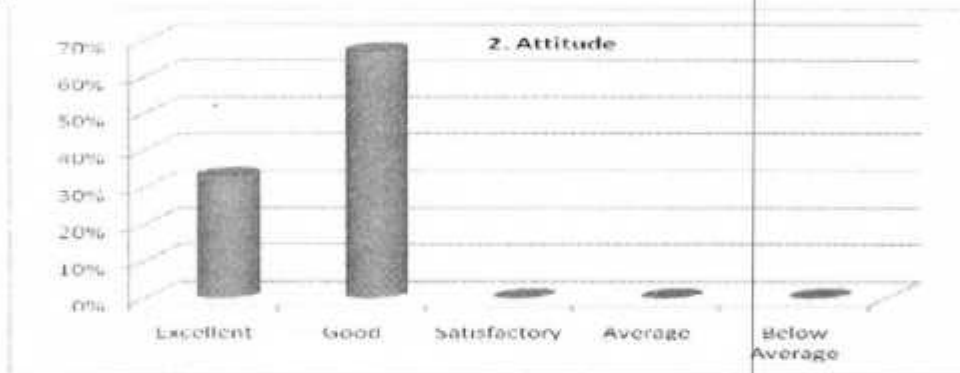

PRINCIPAL
K.M.G. COLLEGE OF ARTS & SCIENCE
GUDIYATTAM - 635 803.

PLACEMENT CELL
EMPLOYER FEEDBACK ANALYSIS
2019-2020



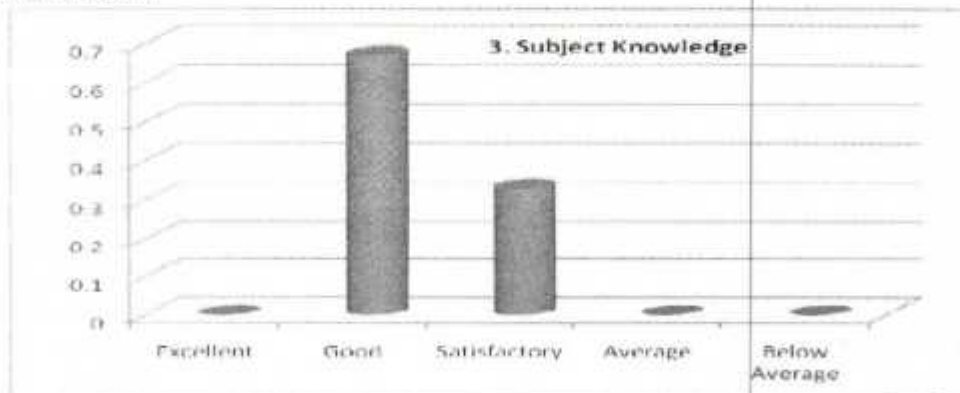
Inference:

33% of Employers had stated that the Aptitude skill was Excellent; 67% of Employers had stated that the Aptitude skill was Good



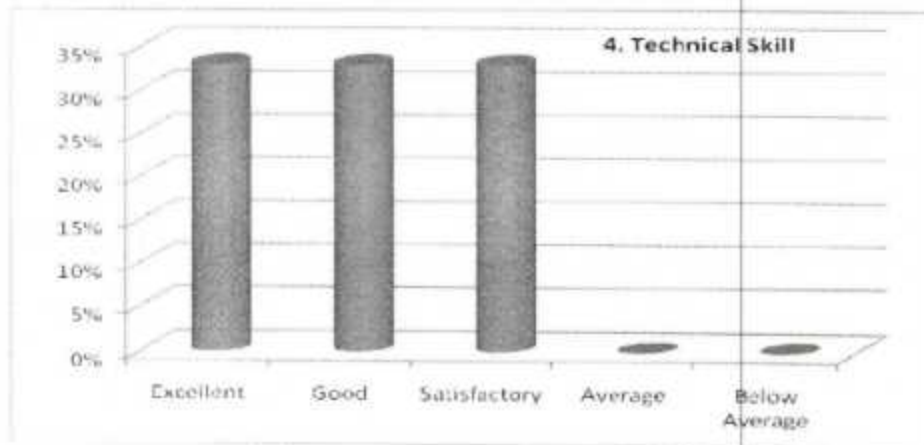
Inference:

33% of Employers had stated that the Attitude of students was Excellent; 67% of Employers had stated that the Attitude of students was Good



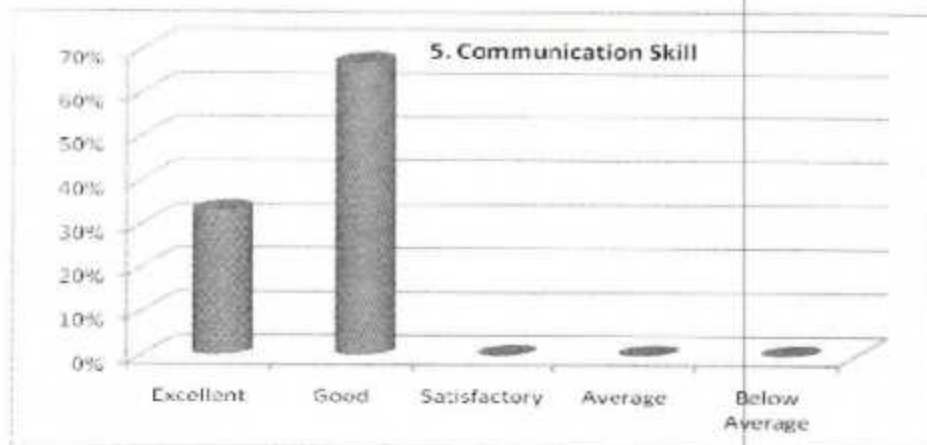
Inference:

67% of Employers had stated that the Subject knowledge was Good; 33% of Employers had stated that the Subject knowledge was Good



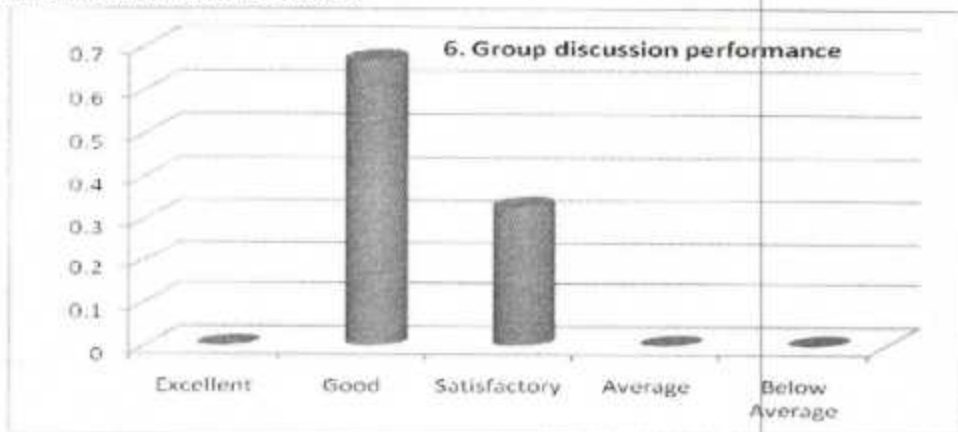
Inference:

33% of Employers had stated that the Technical Skill was Excellent; 33% of Employers had stated that the Technical Skill was Good; 33% of Employers had stated that the Technical Skill was satisfactory



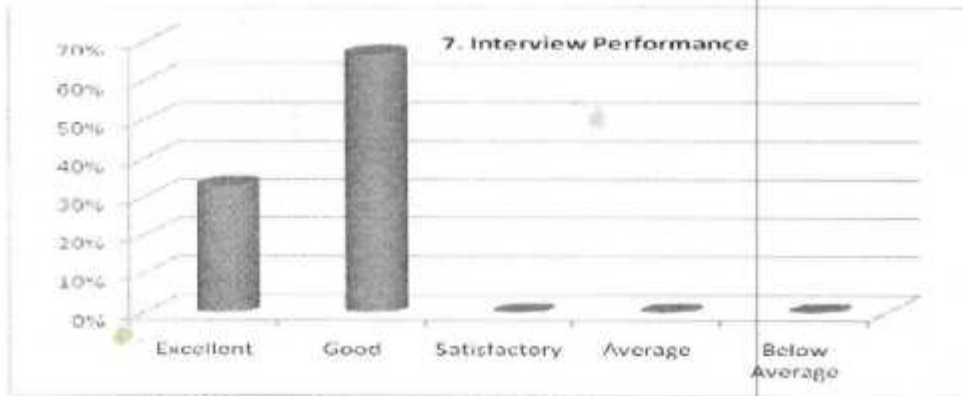
Inference:

33% of Employers had stated that the Communication skill of students was Excellent; 67% of Employers had stated that the Communication skill of students was Good



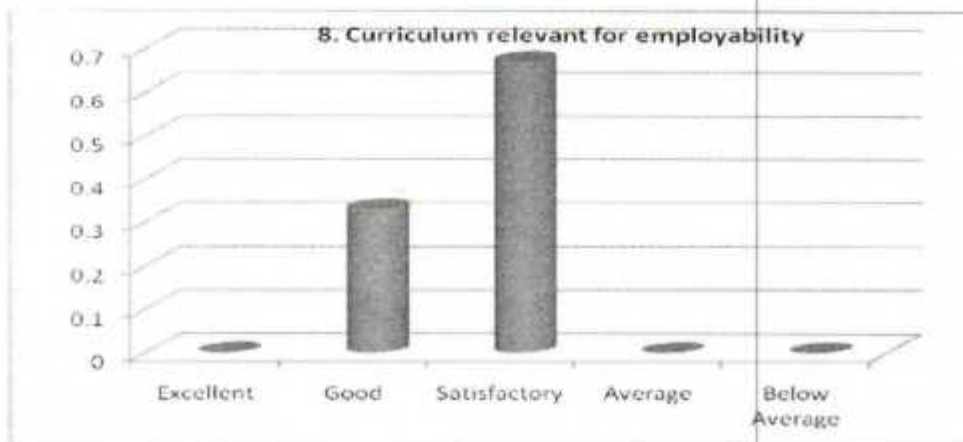
Inference:

67% of Employers had stated that the Group Discussion performance was Good; 33% of Employers had stated that the Group Discussion performance was Satisfactory



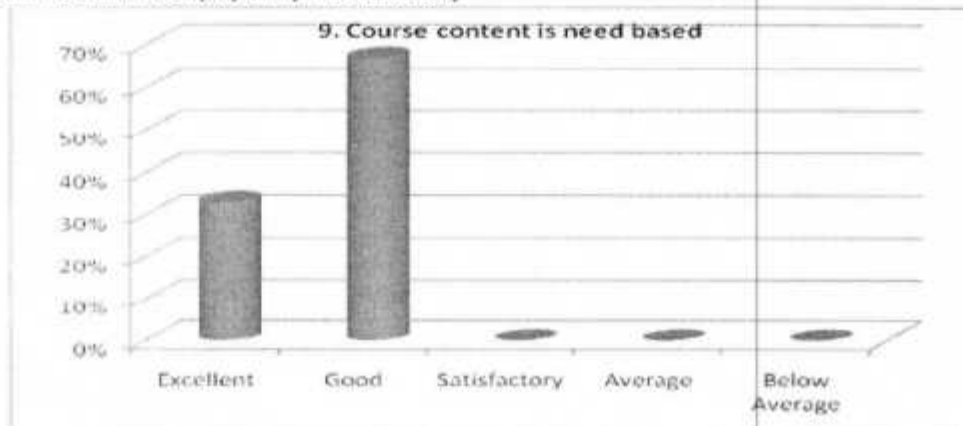
Inference:

33% of Employers had stated that the Interview performance of students was Excellent; 67% of Employers had stated that the Interview performance of students was Good



Inference:

33% of Employers had stated that the curriculum relevant for employability was Good; 67% of Employers had stated that the curriculum relevant for employability was satisfactory



Inference:

33% of Employers had stated that the Course content was Excellent; 67% of Employers had stated that the Course content was Good

Action Taken:

Based on the above analysis it is concluded that the Employers feedback were excellent and good in the majority of questions. So we follow the same and try to development the same on the need base.


PRINCIPAL
K.M.G. COLLEGE OF ARTS & SCIENCE
GUDIYATTAM - 635 803.