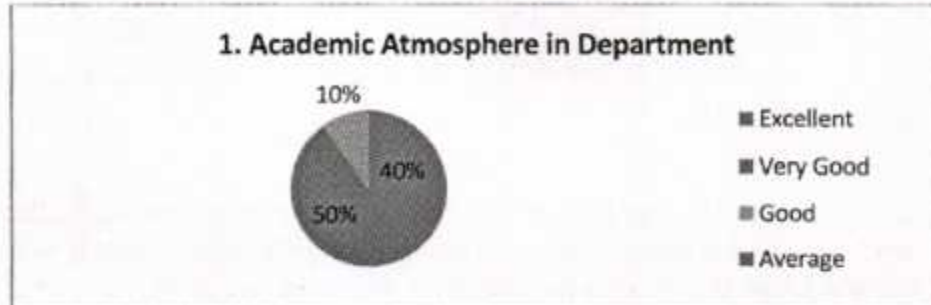



K.M.G. COLLEGE OF ARTS AND SCIENCE
PG & RESEARCH DEPARTMENT OF COMMERCE
(2018-2019) STUDENTS FEEDBACK ANALYSIS



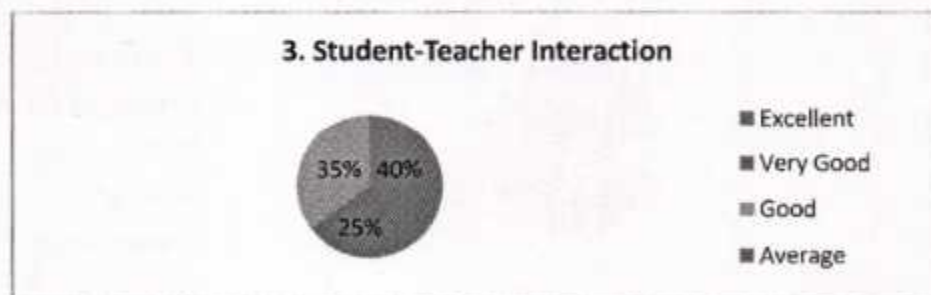
Inference:

The above pie chart showed that 40% of the students felt that there is excellent academic atmosphere in the department, 50% of the students felt that there is very good academic atmosphere in the department, and 10% of the students felt that there is good academic atmosphere in the department.




Inference:

The above pie chart showed that 40% of the students felt that there is excellent standard of teaching, 40% of the students felt that there is very good standard of teaching, and 20% of the students felt that there is good standard of teaching.



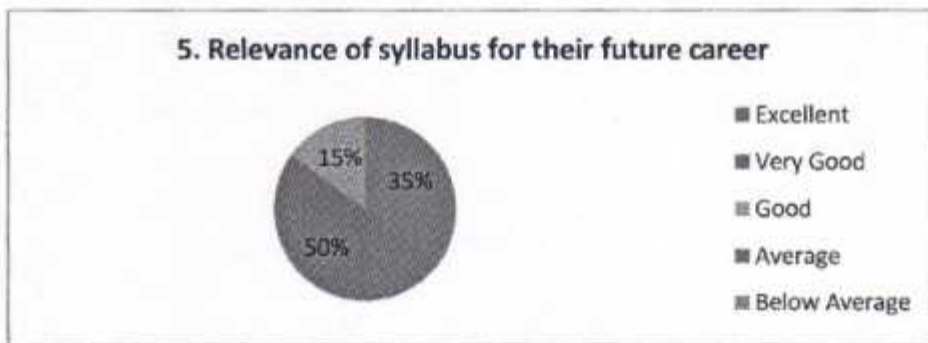
Inference:

The above pie chart showed that 40% of the students felt that there is excellent student – teacher interaction, 25% of the students felt that there is very good student – teacher interaction and 35% of the students felt that there is good student – teacher interaction.



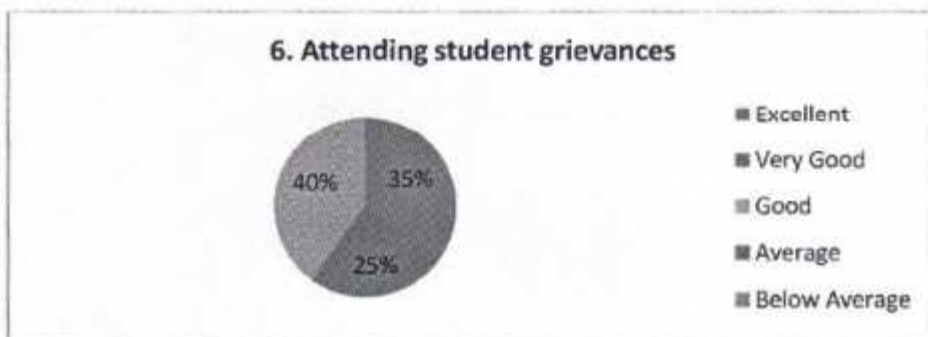
Inference:

The above pie chart showed that 40% of the students felt that there is excellent discipline, 25% of the students felt that there is very good discipline, 30% of the students felt that there is good discipline and 5% of the students felt that there is average discipline.



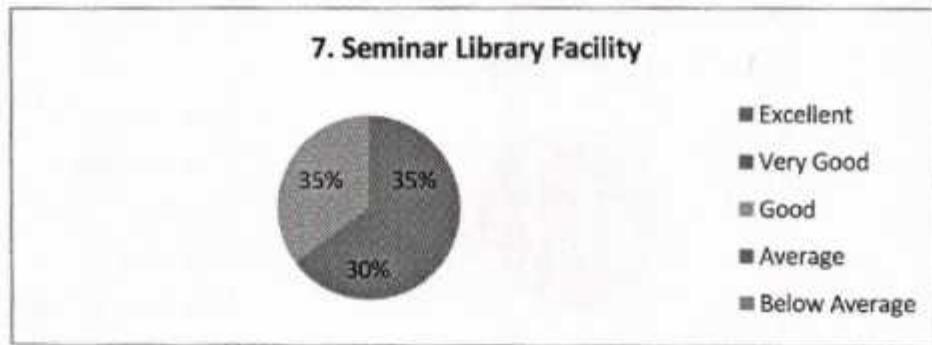
Inference:

The above pie chart showed that 35% of the students felt that there is excellent relevance of syllabus for their future career, 50% of the students felt that there is very good relevance of syllabus for their future career and 15% of the students felt that there is good relevance of syllabus for their future career.



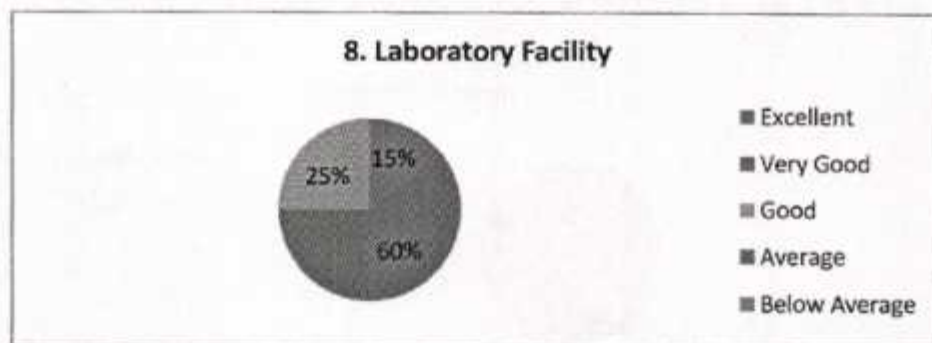
Inference:

The above pie chart showed that 35% of the students felt that there is excellent attending of student grievances, 25% of the students felt that there is very good attending of student grievances, and 40% of the students felt that there is good attending of student grievances.



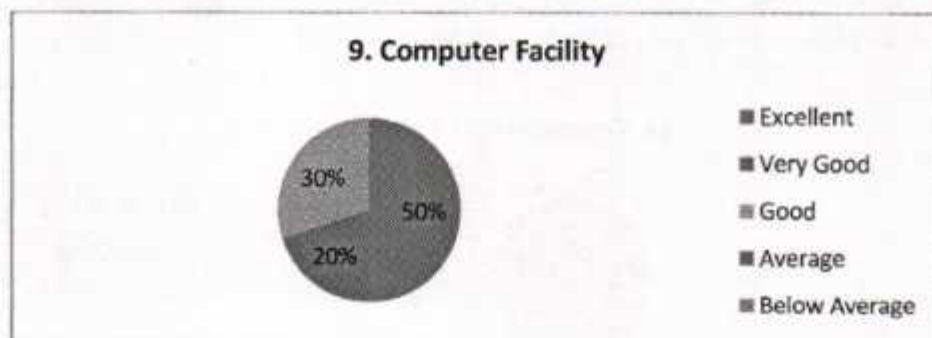
Inference:

The above pie chart showed that 35% of the students felt that there is excellent seminar library facility, 30% of the students felt that there is very good seminar library facility, and 35% of the students felt that there is good seminar library facility



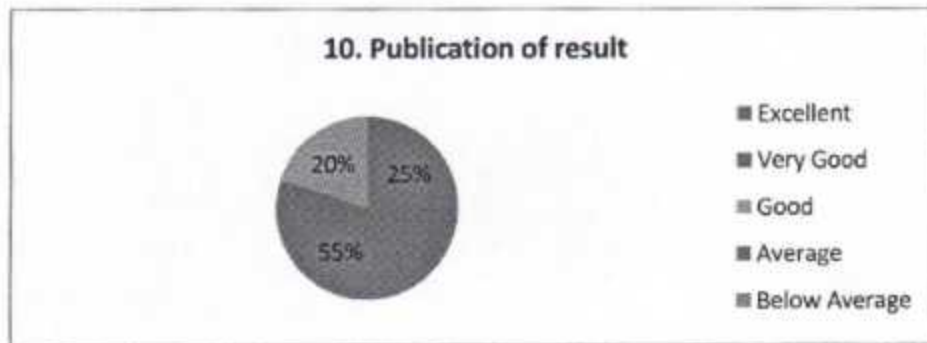
Inference:

The above pie chart showed that 15% of the students felt that there is excellent laboratory facility, 60% of the students felt that there is very good laboratory facility and 25% of the students felt that there is good laboratory facility.




Inference:

The above pie chart showed that 50% of the students felt that there is excellent computer facility, 30% of the students felt that there is very good computer facility, and 20% of the students felt that there is good computer facility.



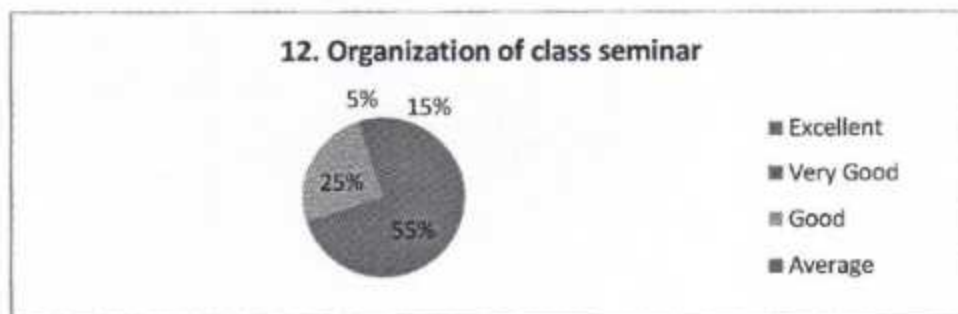
Inference:

The above pie chart showed that 25% of the students felt that there is excellent publication of result, 55% of the students felt that there is very good publication of result, and 20% of the students felt that there is good publication of result.



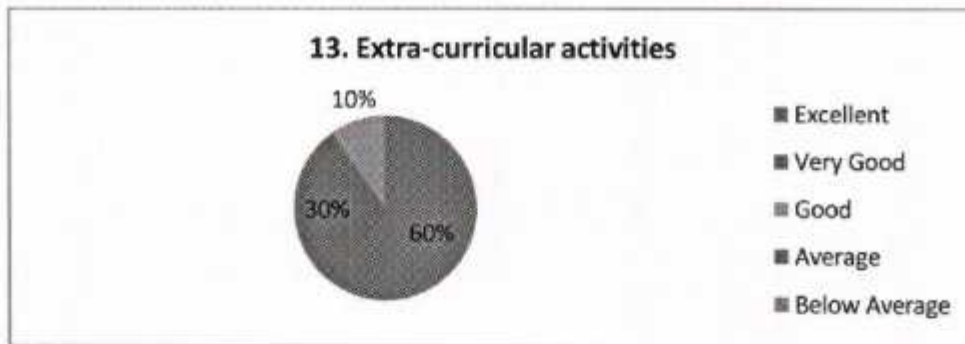
Inference:

The above pie chart showed that 70% of the students felt that there is excellent examination pattern, 20% of the students felt that there is very good examination pattern, and 10% of the students felt that there is good examination pattern.



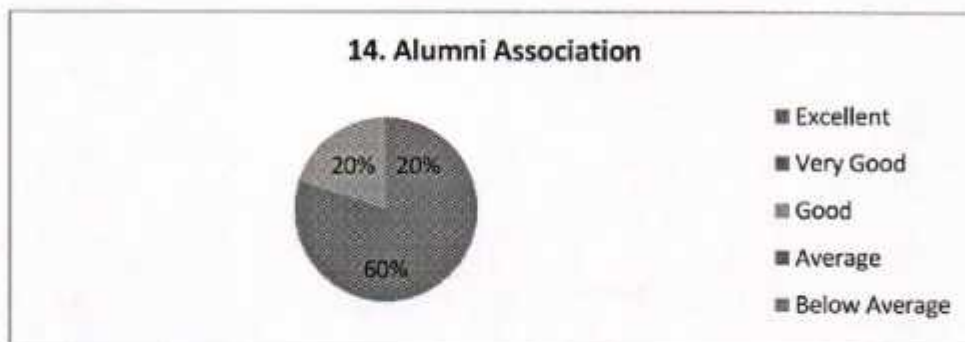
Inference:

The above pie chart showed that 15% of the students felt that there is excellent organisation of class seminar, 55% of the students felt that there is very good organisation of class seminar, 25% of the students felt that there is good organisation of class seminar, and 5% of the students felt that there is average organisation of class seminar.



Inference:

The above pie chart showed that 60% of the students felt that there is excellent extra-curricular activities, 30% of the students felt that there is very good extra-curricular activities, and 5% of the students felt that there is good extra-curricular activities.



Inference:

The above pie chart showed that 20% of the students felt that there is excellent alumni association, 60% of the students felt that there is very good alumni association, and 20% of the students felt that there is good alumni association.

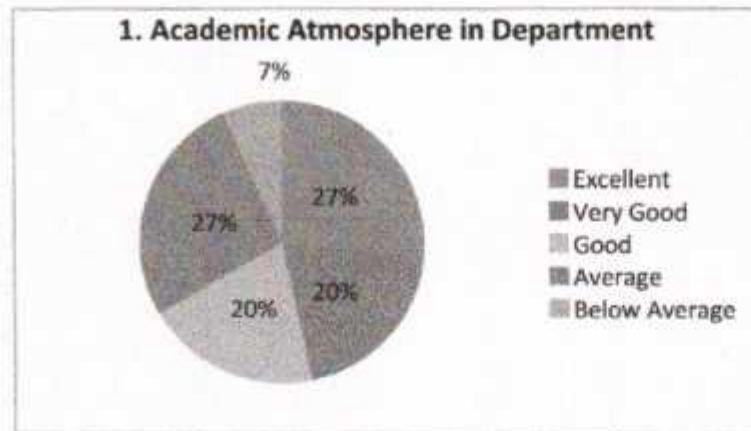
ACTION TAKEN

Based on the above analysis it is concluded that the student's feedback were strongly agreed in the majority of the questions. So we try to sustain the same and improve on the need base.


Head of the Department



Principal
PRINCIPAL
K.M.G. COLLEGE OF ARTS & SCIENCE
GUDIYATTAM - 635 883.

2018-2019
DEPARTMENT OF BUSINESS ADMINISTRATION
STUDENTS FEEDBACK ANALYSIS



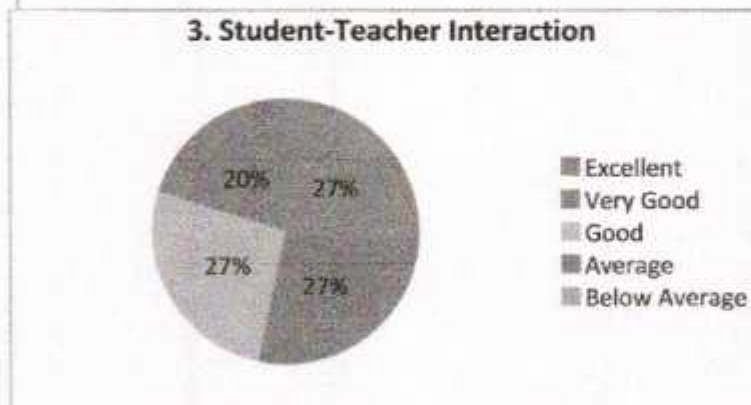
Inferences:

The academic atmosphere in department 27% of students stated that excellent; 27% of students stated that average; 20% stated that very good; 20% stated that good; 6% stated that below average.




Inferences:

The standard of teaching 33% of students stated that excellent; 27% stated that very good; 20% stated that good; 13% stated that below average; 7% stated that average.



Inferences:

The student teacher interaction is 27% of students are said that very good; 27% said that good; 26% said that excellent; 20% said that average.




Inferences:

The discipline in college campus 27% of students are said that good; 20% said that average; 20% said that very good; 20% said that excellent; 13% said that below average.

Inferences:


The relevance of syllabus is based on their future career 27% of students stated that excellent; 20% stated that average; 20% stated that below average; 20% stated

5. Relevance of syllabus for their future career



that very good; 13% stated that good.

6. Attending student grievances



Inferences:

The mechanism to attending and resolving students grievances 33% of students said that excellent; 33% said that very good; 20% said that good; 7% said that average; 7% said that below average.


7. Seminar Library Facility



Inferences:

The availability of books in library 27% of students said that very good; 27% said that good; 20% said that average; 26% said that excellent.


8. Laboratory Facility



Inferences:

The availability of laboratory 40% of students said that excellent; 20% said that very good; 20% said that average; 13% said that good; 7% said that below average.

9. Computer Facility



Inferences:

The availability of computer facility 47% of students said that good; 20% said that average; 13% said that excellent; 13% said that very good; 7% said that below average.


10. Publication of result



Inferences:

The publication of results 33% of students said that good; 22% said that average; 17% said that very good; 17% said that excellent; 11% said that below average.


11. Examination Pattern



Inferences:

The examination pattern 34% of students are said that excellent; 33% said that good; 13% said that very good; 13% said that average; 7% said that below average.


12. Organization of class seminar



Inferences:

The organization of class seminar 27% of students are said that good; 27% said that very good; 26% said that excellent; 20% said that average.

13. Extra-curricular activities




Inferences:

The extra curricular activities 34% of students said that excellent; 20% said that good; 20% said that average; 13% said that very good; 13% said that average.

Inferences:

The alumni association activities 27% of students said that excellent; 27% said that very good; 20% said that good; 13% said that average; 13% said that below average.

14. Alumni Association



S. No.	FEEDBACK	ACTION TAKEN
1.	Infrastructure of the college library and lab facility	Well equipped lab are arranged for the students in the campus
2.	The washrooms are clean and properly maintained in the college campus 40% of parents said that poor	The washroom was cleaned daily every two hours
3.	Canteen facilities need to provide morning breakfast	Provision will make soon

R. Manikandan
Head of the Department

Dr. R. MANIKANDAN, M.Sc.,(C.S.),B.Ed.,M.B.A.,M.Phil.,Ph.D.,
HOD
Department of Business Administration
KMG College of Arts & Science
Gudiyattam.

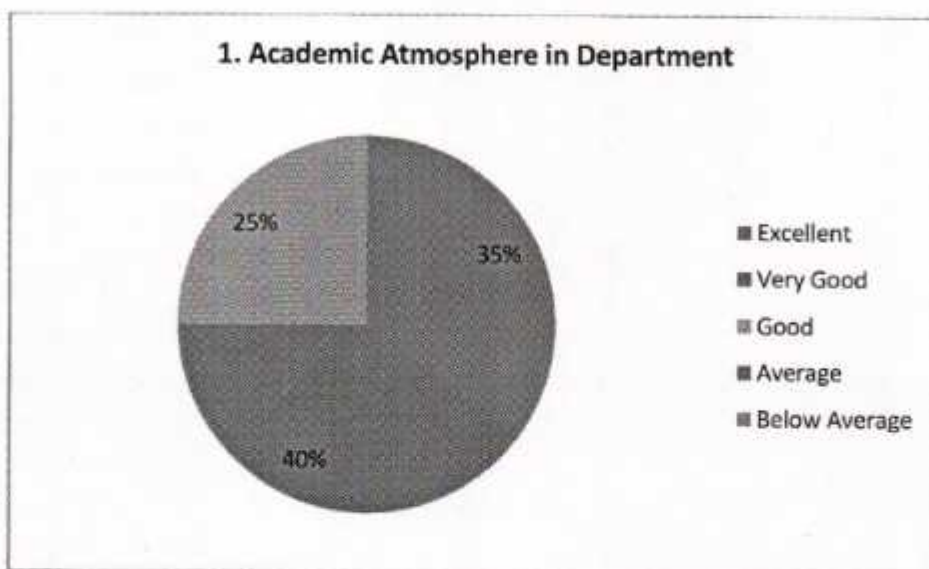
[Signature]
Principal
PRINCIPAL

K.M.G. COLLEGE OF ARTS & SCIENCE
GUDIYATTAM - 635 803.
VELLORE DISTRICT.

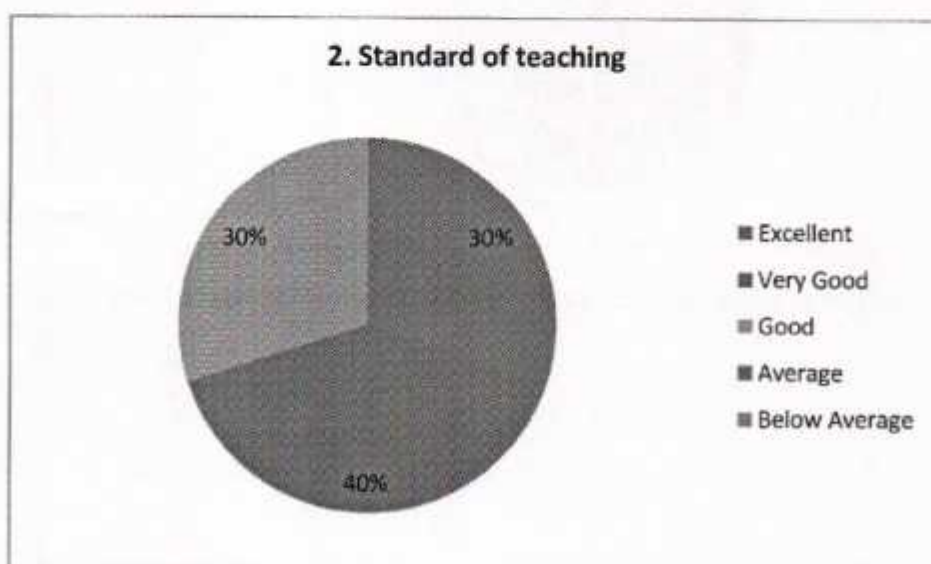
2018-2019

BIO-CHEMISTRY

STUDENTS FEEDBACK ANALYSIS

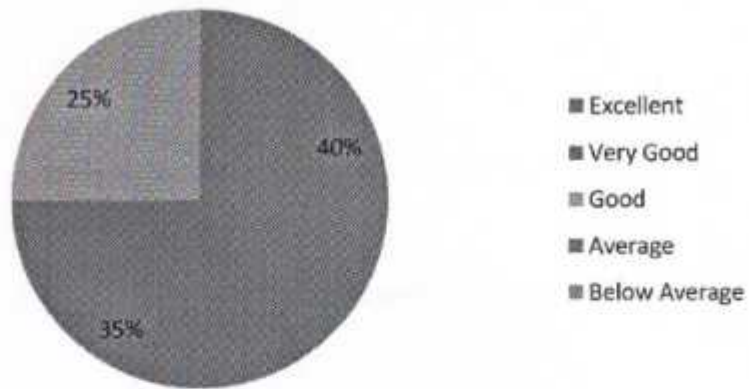


We received 35% excellent, 40% very good, 25% good feedback for academic atmosphere in our department



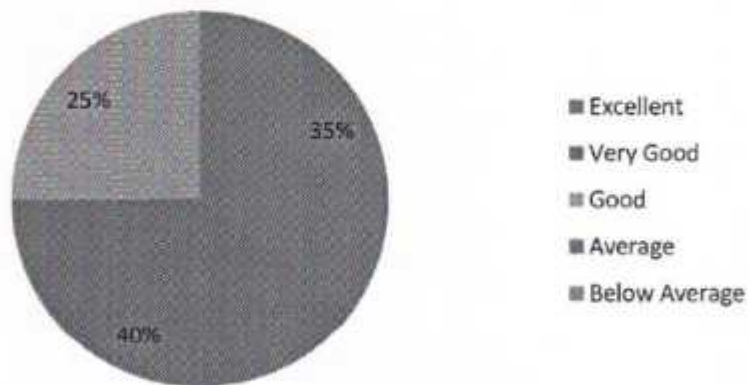
We received 30% excellent, 40% very good, 30% good feedback for standard of teaching in our department.

3. Student-Teacher Interaction



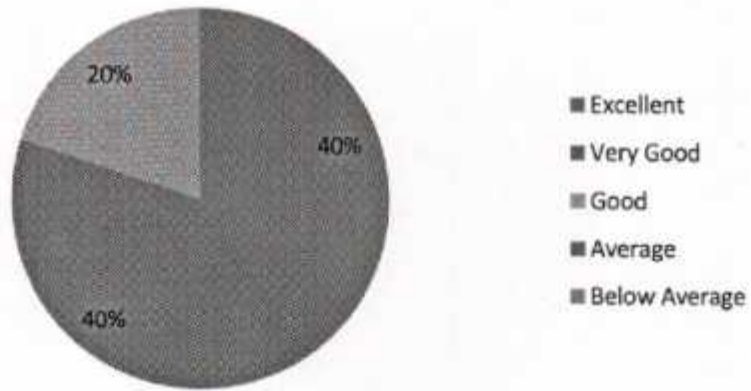
We received 40% excellent, 35% very good, 25% good feedback for student – teacher interaction in our department

4. Discipline



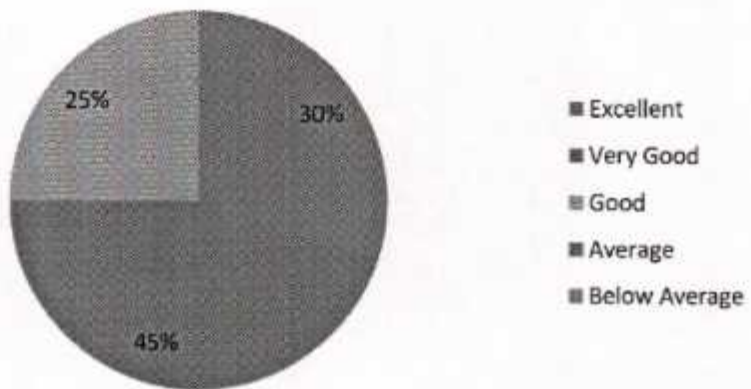
We received 35% excellent, 40% very good, 25% good feedback for discipline in our department

5. Relevance of syllabus for their future career

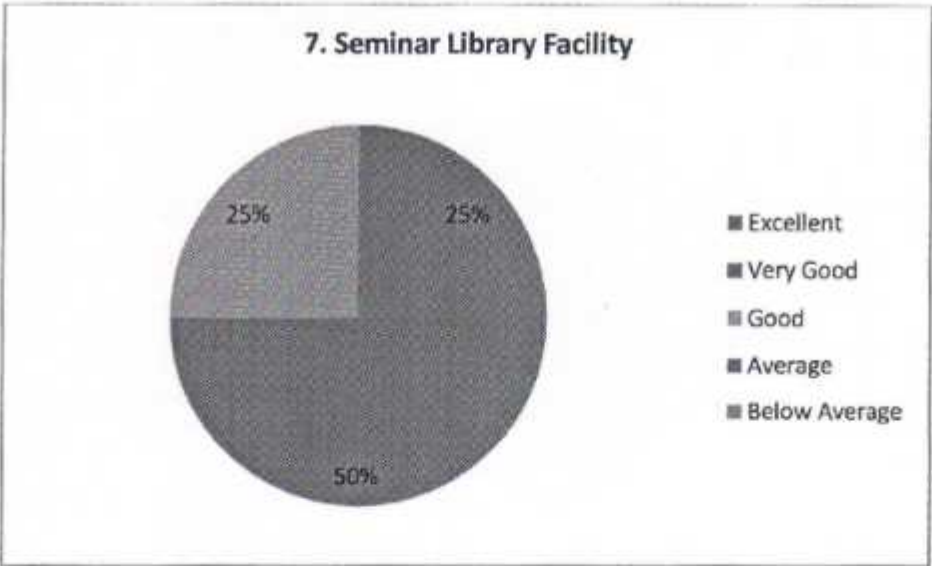


We received 40% excellent, 40% very good, 20% good feedback for relevance of syllabus for their future career in our department

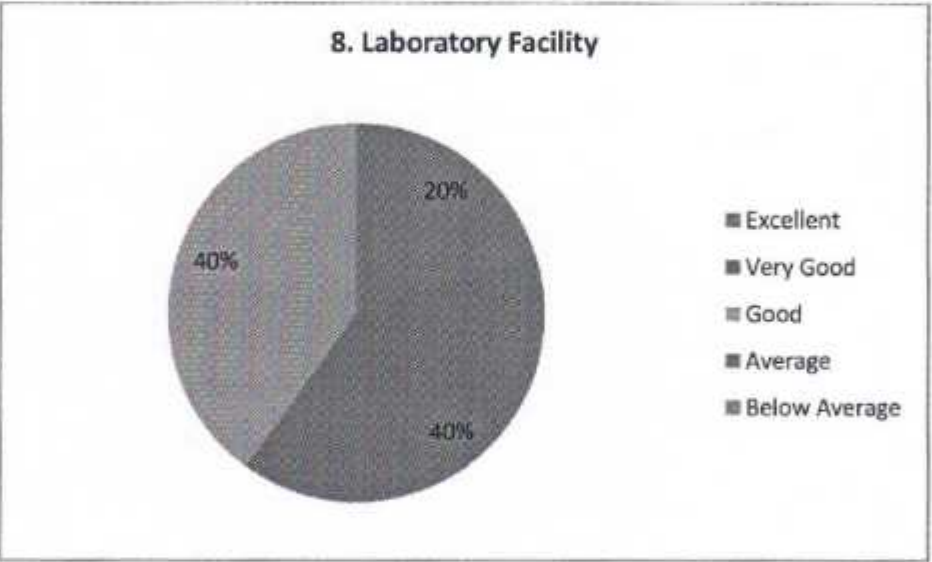
6. Attending student grievances



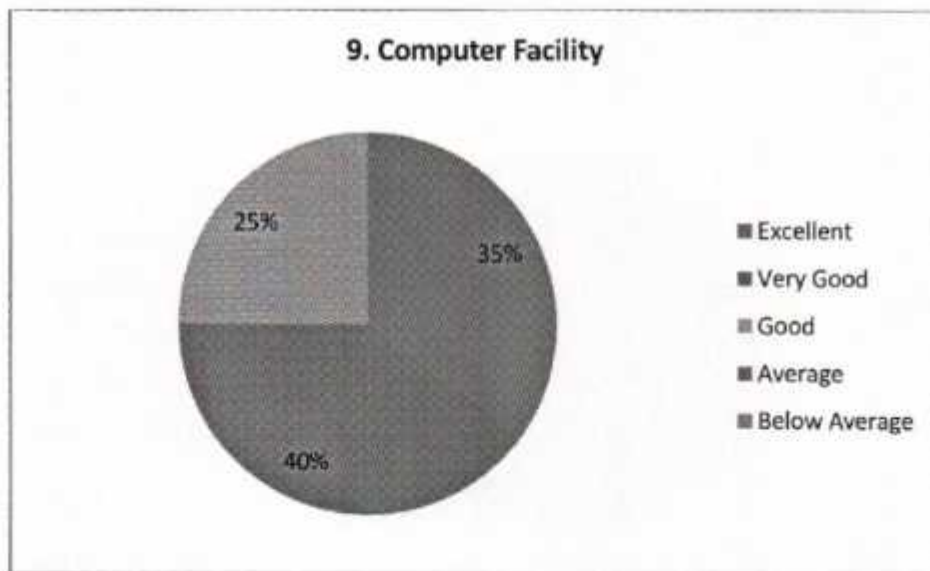
We received 30% excellent, 45% very good, 25% good feedback for attending student grievances in our department



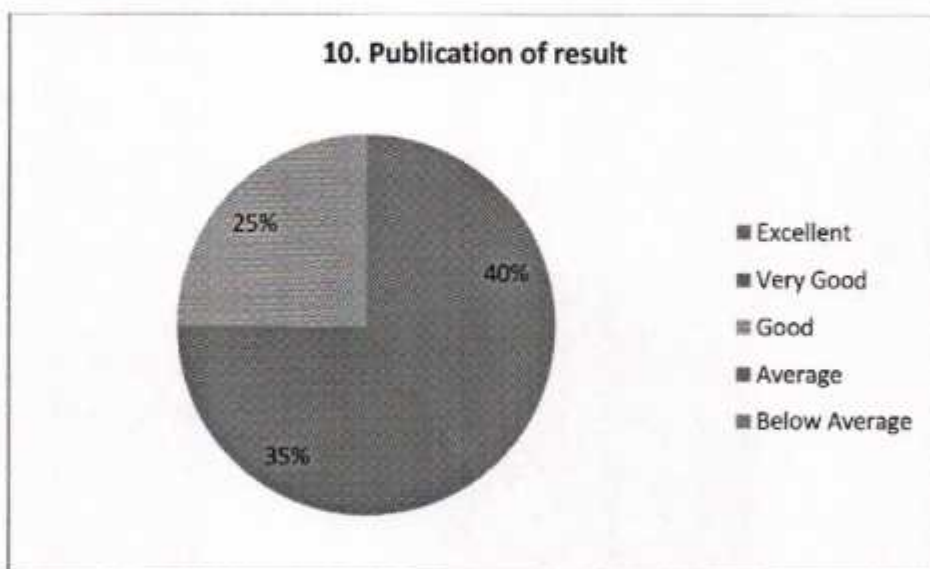
We received 25% excellent, 50% very good, 25% good feedback for seminar library facility in our department



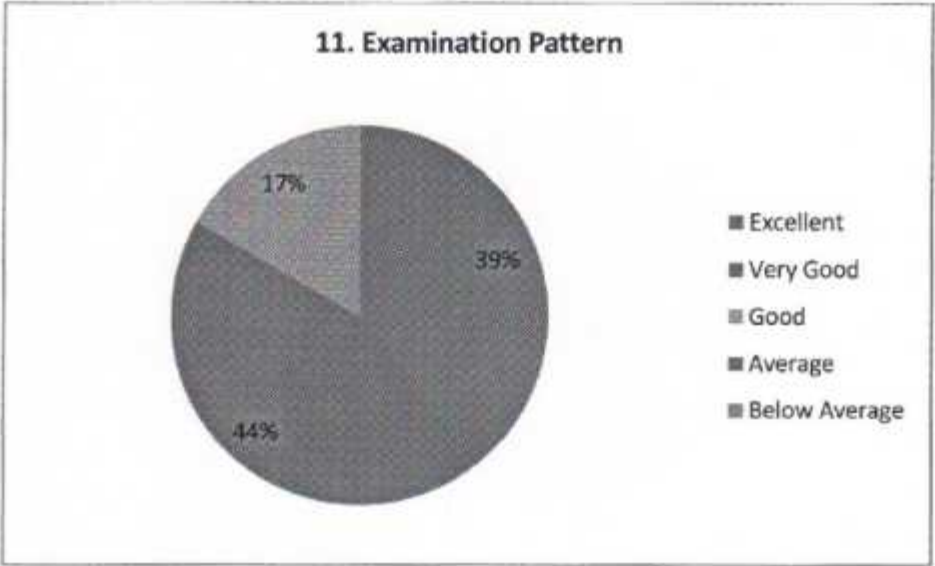
We received 20% excellent, 40% very good, 40% good feedback for laboratory facility in our department



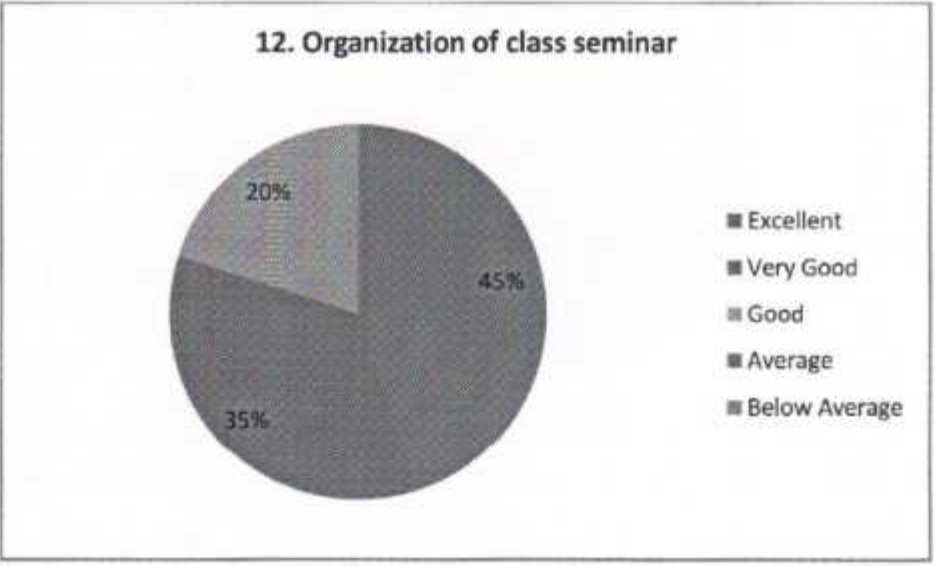
We received 35% excellent, 40% very good, 25% good feedback for computer facility in our department



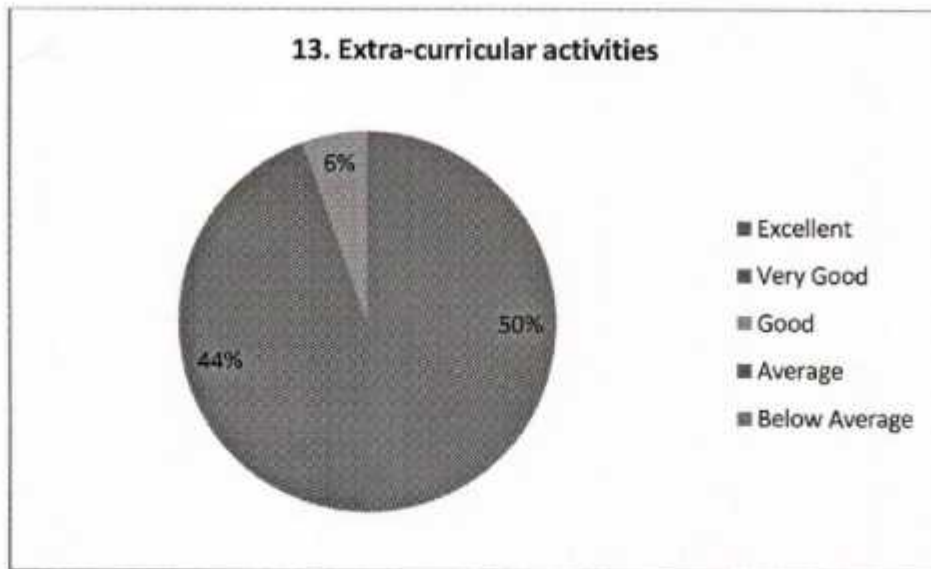
We received 40% excellent, 35% very good, 25% good feedback for publication of result in our department



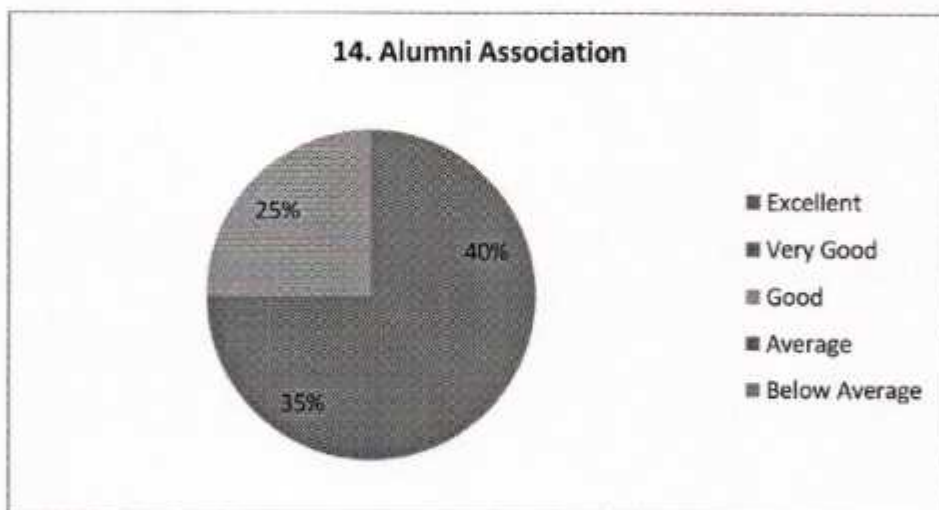
We received 39% excellent, 44% very good, 17% good feedback for examination pattern in our department



We received 45% excellent, 35% very good, 20% good feedback for organization of class seminars in our department



We received 50% excellent, 44% very good, 6% good feedback for extra-curricular activities in our department



We received 40% excellent, 35% very good, 25% good feedback for alumni association in our department

I/c Kanthigodan

Head of the Department

HOD


**PG & RESEARCH DEPARTMENT OF BIOCHEMISTRY
K.M.G. COLLEGE OF ARTS & SCIENCE**

[Signature]
Principal

**PRINCIPAL
K.M.G. COLLEGE OF ARTS & SCIENCE
GUDIYATTAM - 635 803.
VELLORE DISTRICT**

**K.M.G COLLEGE OF ARTS AND SCIENCE,
GUDIYATTAM - 635 803
PG AND RESEARCH DEPARTMENT OF BIOCHEMISTRY
Action Taken Report on Students Feedback 2018-19**

S NO.	Areas Need Improvement/Suggestions	Action Taken
1	We received 30% excellent, 45% very good, 25% good feedback for attending student grievances in our department	In an effort to keep the higher level to maintain for attending student grievances in our department


HOD

HOD
PG & RESEARCH DEPARTMENT OF BIOCHEMISTRY
K.M.G. COLLEGE OF ARTS & SCIENCE


PRINCIPAL

PRINCIPAL
K.M.G. COLLEGE OF ARTS & SCIENCE
GUDIYATTAM - 635 803.

2018-2019
MICRO-BIOLOGY
STUDENTS FEEDBACK ANALYSIS

1. Academic Atmosphere in Department



Inference:

45% of students had stated that the academic atmosphere in department was Excellent,; 35% of students had stated that the academic atmosphere in department was very good, 20% of students had stated that the academic atmosphere in department was Good.

Action Taken:

We had received positive feedback hence we will maintain the same in the future academic years

2. Standard of teaching




Inference:

65% of students had stated that the content of the subject was very good,; 25% of students had stated that the standard of teaching was excellent,; 10% of students had stated that the standard of teaching was Good,.

Action Taken:

We had received positive feedback hence we will maintain the same in the future academic years

3. Student-Teacher Interaction

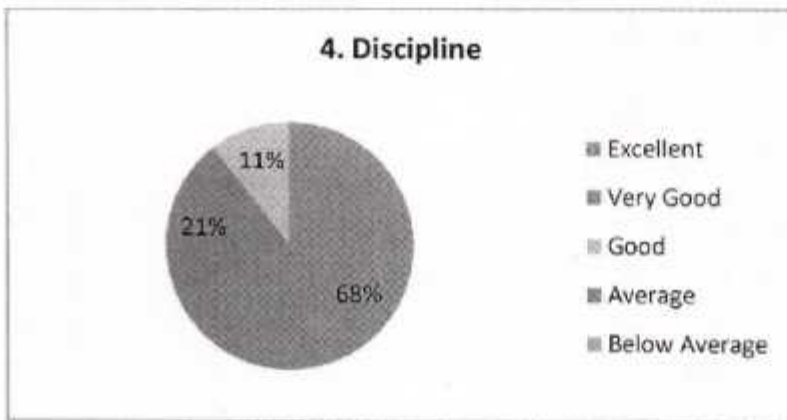


Inference:

62% of students had stated that the student teachers interaction was excellent, 33% of students had stated that the student teachers interaction was very Good;5% of students had stated that the student teachers interaction was good,.

Action Taken:

We had received positive feedback hence we will maintain the same in the future academic years

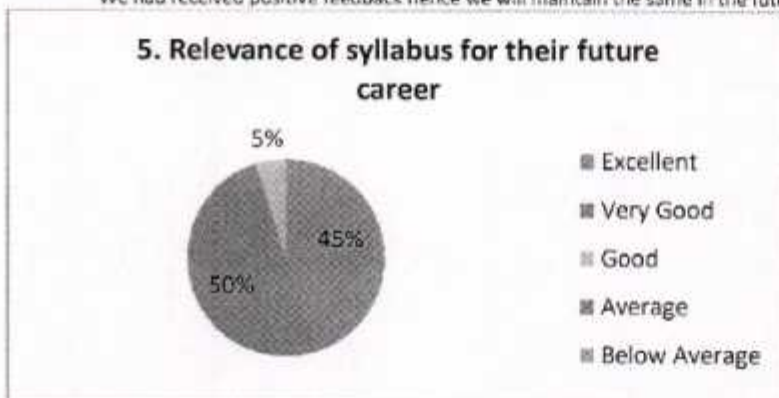


Inference:

68% of students had stated that the discipline was excellent,; 21% of students had stated that the discipline was very Good,; 11% of students had stated that the discipline was good,

Action Taken:

We had received positive feedback hence we will maintain the same in the future academic years

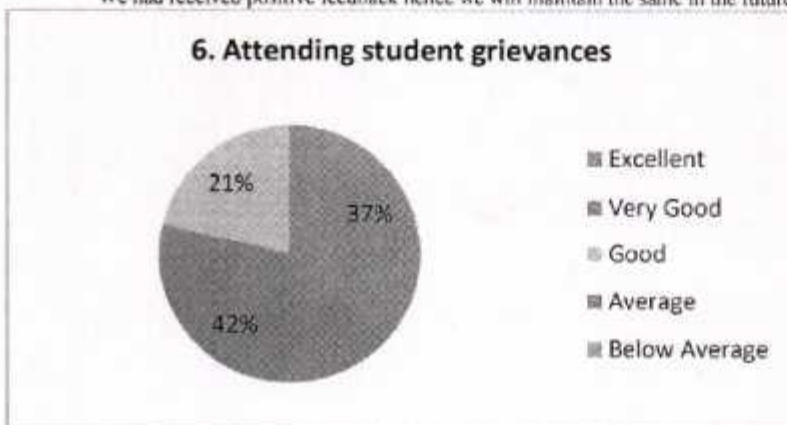


Inference:

50% of students had stated that the relevance of syllabus for their future career was Very Good, 45% of students had stated that the relevance of syllabus for their future career was Excellent,; 5% of students had stated that the the relevance of syllabus for their future career was Good.

Action Taken:

We had received positive feedback hence we will maintain the same in the future academic years




Inference:

37% of students had stated that the attending student grievances was excellent, 42% of students had stated that the attending student grievances Very Good,; 21% of students had stated that the attending student grievances was good,.

Action Taken:

We had received positive feedback hence we will maintain the same in the future academic years

7. Seminar Library Facility




Inference:

20% of students had stated that the seminar library facility was Good; 50% of students had stated that the content of the subject was Excellent; 30% of students had stated that the content of the subject Very Good.

Action Taken:

We had received positive feedback hence we will maintain the same in the future academic years.

8. Laboratory Facility




Inference:

19% of students had stated that the laboratory facility was Good; 48% of students had stated that the laboratory facility was excellent; 33% of students had stated that the laboratory facility very Good.

Action Taken:

We had received positive feedback hence we will maintain the same in the future academic years

9. Computer Facility




Inference:

5% of students had stated that the computer facility was Average; 30% of students had stated that the computer facility Very Good; 35% of students had stated that computer facility was Excellent; 30% of students had stated that the computer facility was Good.

Action Taken:

We had received positive feedback hence we will maintain the same in the future academic years




Inference:

40% of students had stated that the publication of result was Very Good,; 40% of students had stated that the publication of result was Excellent,; 20% of students had stated that the publication of result was Good.

Action Taken:

We had received positive feedback hence we will maintain the same in the future academic years

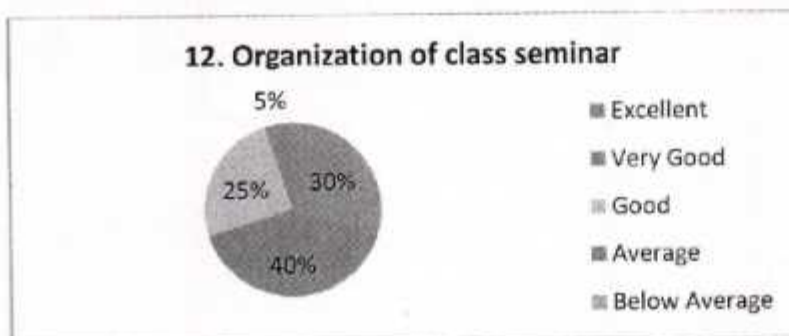


Inference:

35% of students had stated that the examination pattern excellent, 25% of students had stated that the examination pattern was Good,; 40% of students had stated that the examination pattern was very good,.

Action Taken:

We had received positive feedback hence we will maintain the same in the future academic years

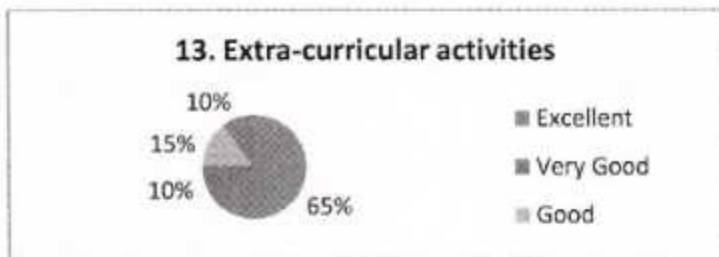


Inference:

40% of students had stated that the organization of class seminar was very Good, 25% of students had stated that the organization of class seminar was Good, 30% of students had stated that the organization of class seminar was Excellent; 5% of students had stated that the organization of class seminar was Average

Action Taken:

We had received positive feedback hence we will maintain the same in the future academic years

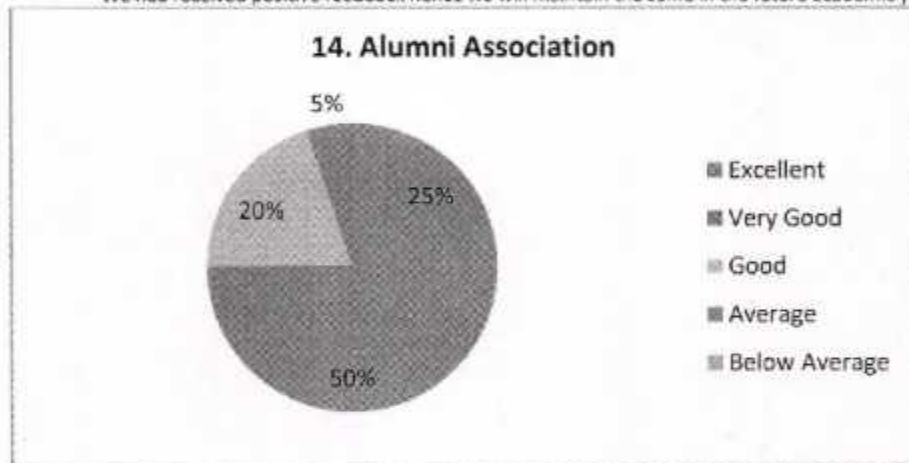


Inference:

10% of students had stated that extra curricular activities was Very Good; 65% of students had stated that the extra curricular activities was excellent, 15% of students had stated that the extra curricular activities was good, 10% of students had stated that the extra curricular activities was good,

Action Taken:

We had received positive feedback hence we will maintain the same in the future academic years



Inference:

50% of students had stated that the alumni association was Very Good, 20% of students had stated that the alumni association was Good, 25% of students had stated that the alumni association was Excellent, 5% of students had stated that the alumni association was Average.

Action Taken:

We had received positive feedback hence we will maintain the same in the future academic years.

Head of the Department

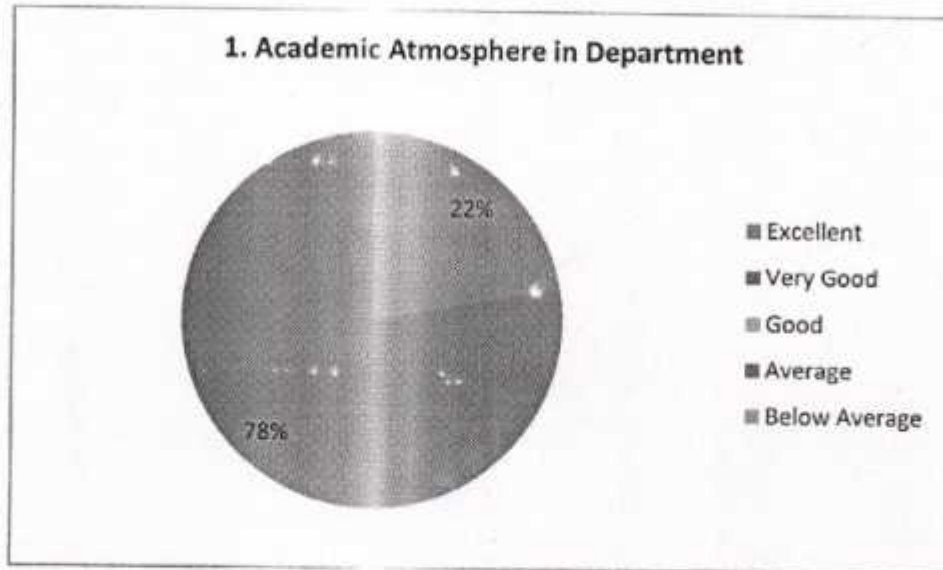
HEAD OF THE DEPARTMENT
PG & RESEARCH DEPARTMENT OF MICROBIOLOGY
K.M.G. COLLEGE OF ARTS & SCIENCE
GUDIYATTAM - 635 803

PRINCIPAL
K.M.G. COLLEGE OF ARTS & SCIENCE
GUDIYATTAM - 635 803.

2018-2019


COMMERCE-COMPUTER APPLICATIONS

STUDENTS FEEDBACK ANALYSIS



Inference:

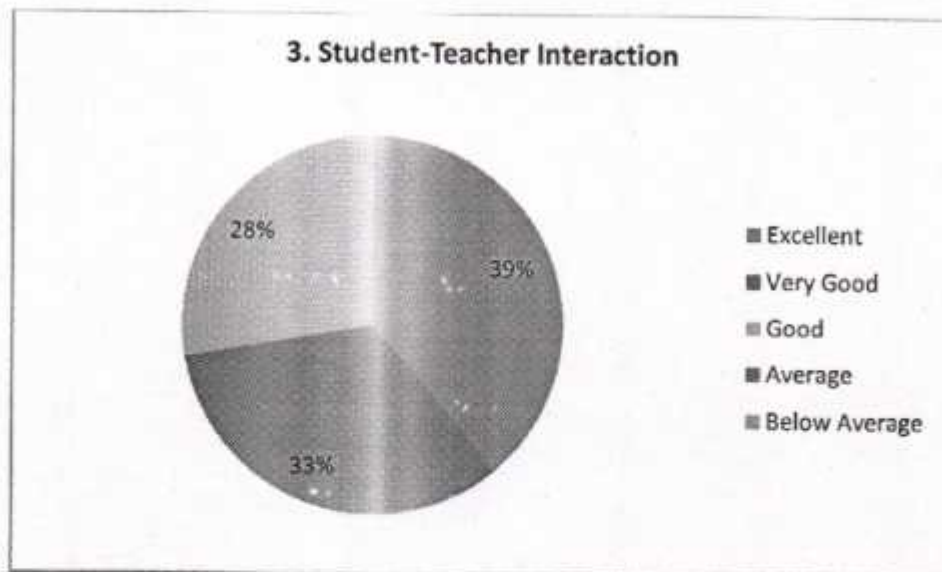
The above table showed that 22% of the students felt that there is excellent academic atmosphere in the department and 78% of the students felt that there is very good academic atmosphere in the department.



Inference:


The above table showed that 30% of the students felt that there is excellent standard of teaching, 40% of the students felt that there is very good standard of teaching, 20% of the

students felt that there is good standard of teaching, 5% of the students felt that there is average standard of teaching and 5% of the students felt that there is below average standard of teaching.




Inference:

The above table showed that 39% of the students felt that there is excellent student – teacher interaction, 33% of the students felt that there is very good student – teacher interaction and 28% of the students felt that there is good student – teacher interaction.



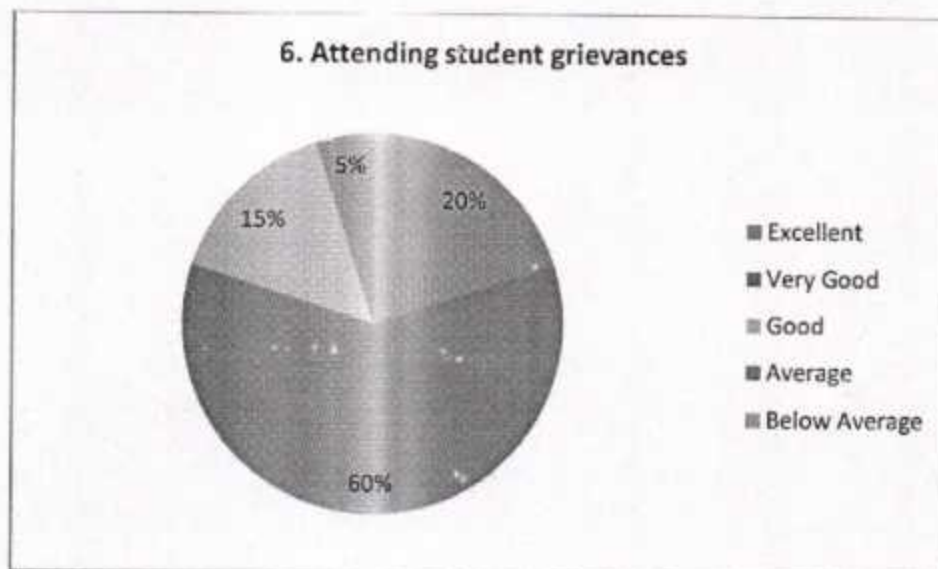
Inference:

The above table showed that 25% of the students felt that there is excellent discipline, 25% of the students felt that there is very good discipline, 45% of the students felt that there is good discipline and 5% of the students felt that there is average discipline.



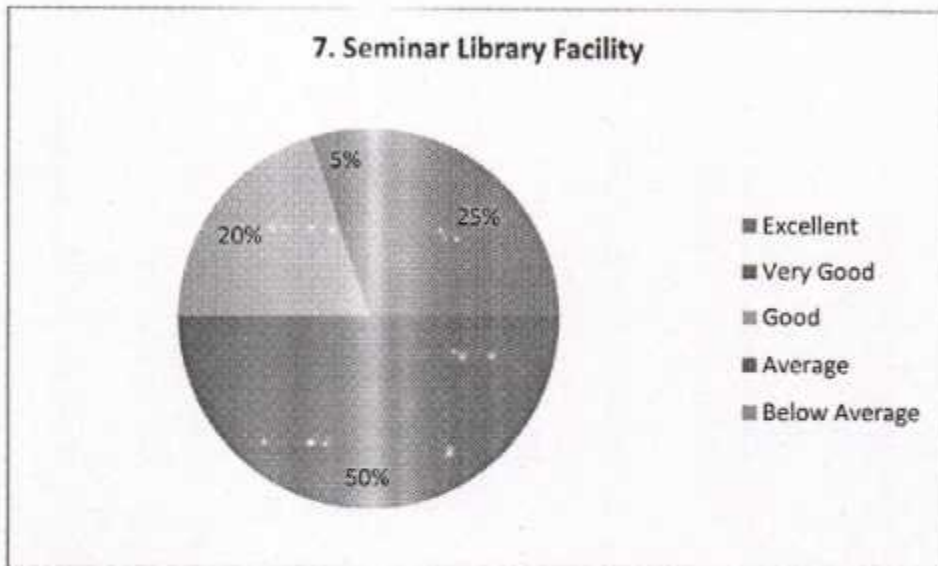
Inference:

The above table showed that 30% of the students felt that there is excellent relevance of syllabus for their future career, 45% of the students felt that there is very good relevance of syllabus for their future career and 25% of the students felt that there is good relevance of syllabus for their future career.



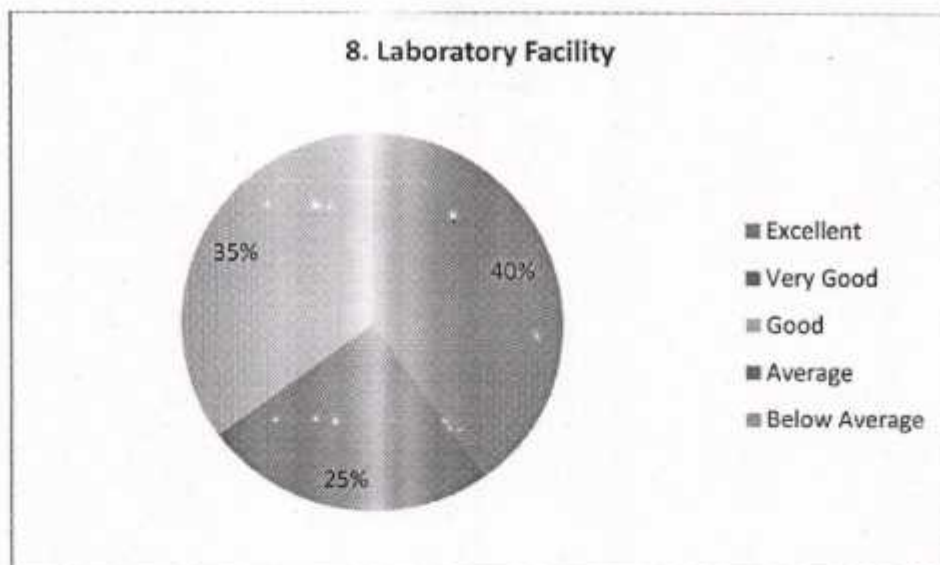
Inference:

The above table showed that 20% of the students felt that there is excellent attending of student grievances, 60% of the students felt that there is very good attending of student grievances, 15% of the students felt that there is good attending of student grievances and 5% of the students felt that there is average attending of student grievances.



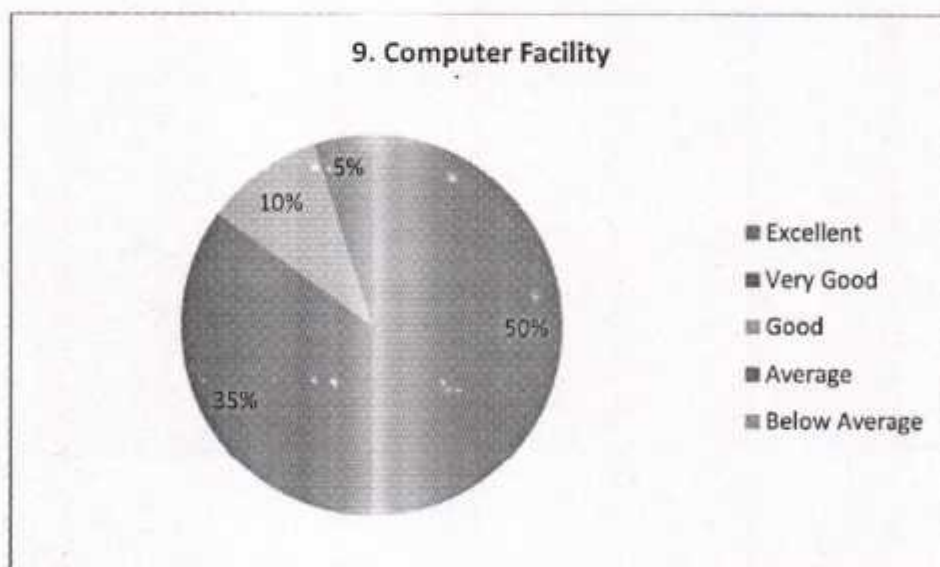
Inference:

The above table showed that 25% of the students felt that there is excellent seminar library facility, 50% of the students felt that there is very good seminar library facility, 20% of the students felt that there is good seminar library facility and 5% of the students felt that there is average seminar library facility.



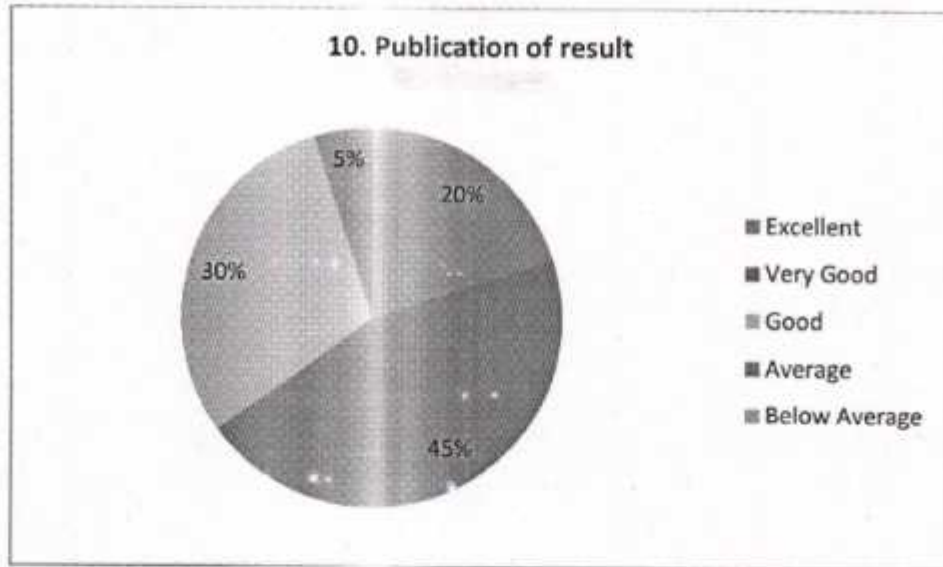
Inference:

The above table showed that 40% of the students felt that there is excellent laboratory facility, 25% of the students felt that there is very good laboratory facility and 35% of the students felt that there is good laboratory facility.




Inference:

The above table showed that 50% of the students felt that there is excellent computer facility, 35% of the students felt that there is very good computer facility, 10% of the students felt that there is good computer facility and 5% of the students felt that there is average computer facility.



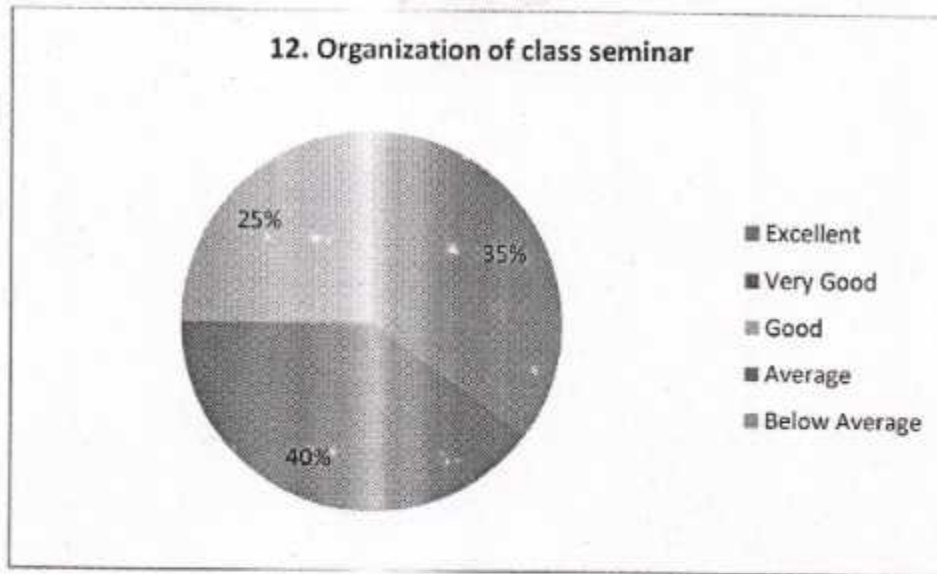
Inference:

The above table showed that 20% of the students felt that there is excellent publication of result, 45% of the students felt that there is very good publication of result, 30% of the students felt that there is good publication of result and 5% of the students felt that there is average publication of result.



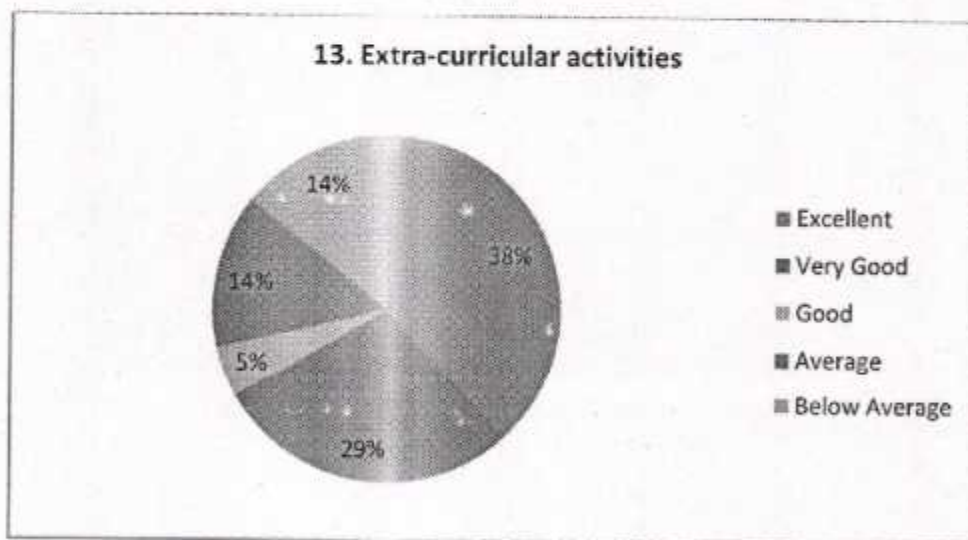
Inference:

The above table showed that 25% of the students felt that there is excellent examination pattern, 40% of the students felt that there is very good examination pattern, 30% of the students felt that there is good examination pattern and 5% of the students felt that there is average examination pattern.



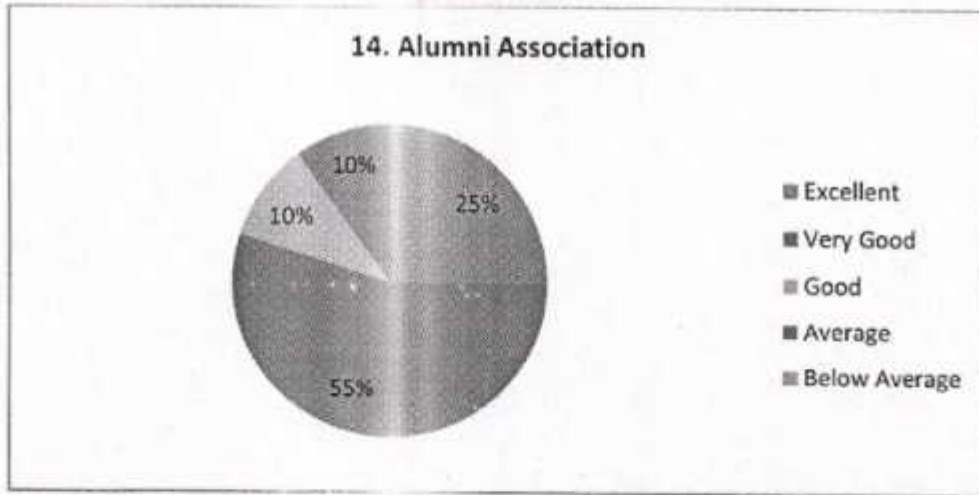
Inference:

The above table showed that 35% of the students felt that there is excellent organisation of class seminar, 40% of the students felt that there is very good organisation of class seminar and 25% of the students felt that there is good organisation of class seminar.



Inference:

The above table showed that 38% of the students felt that there is excellent extra-curricular activities, 29% of the students felt that there is very good extra-curricular activities, 5% of the students felt that there is good extra-curricular activities, 14% of the students felt that there is average extra-curricular activities and 14% of the students felt that there is below average extra-curricular activities.




Inference:

The above table showed that 25% of the students felt that there is excellent alumni association, 55% of the students felt that there is very good alumni association, 10% of the students felt that there is good alumni association and 10% of the students felt that there is average alumni association.

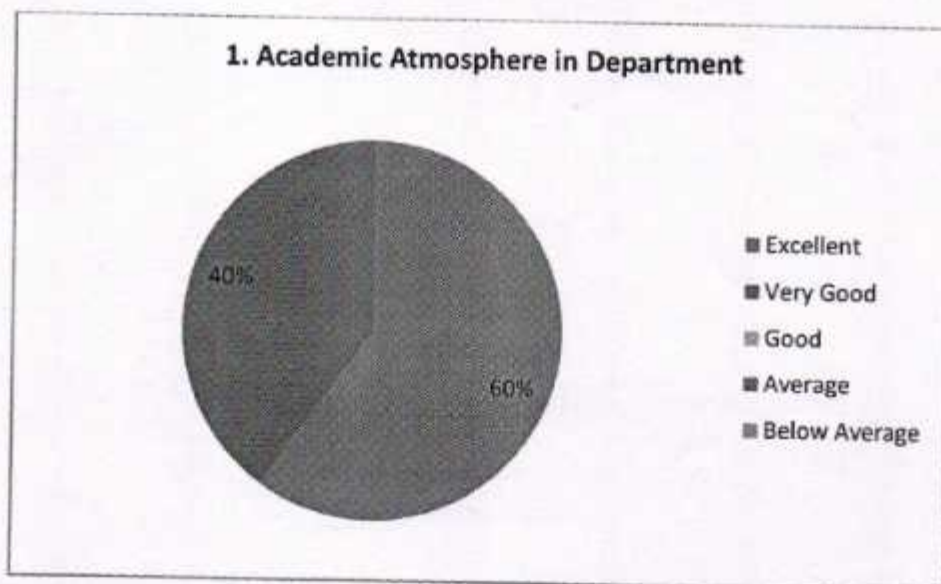
ACTION TAKEN:

Based on the above analysis majority of the students feedback were excellent and very good. So our college sustain the same and improve based on the need.


Head of the Department
HOD
 PG Department of Commerce (CA)
 KMG College of Arts and Science,
 Gudiyattam - 635 803, Vellore Dist.

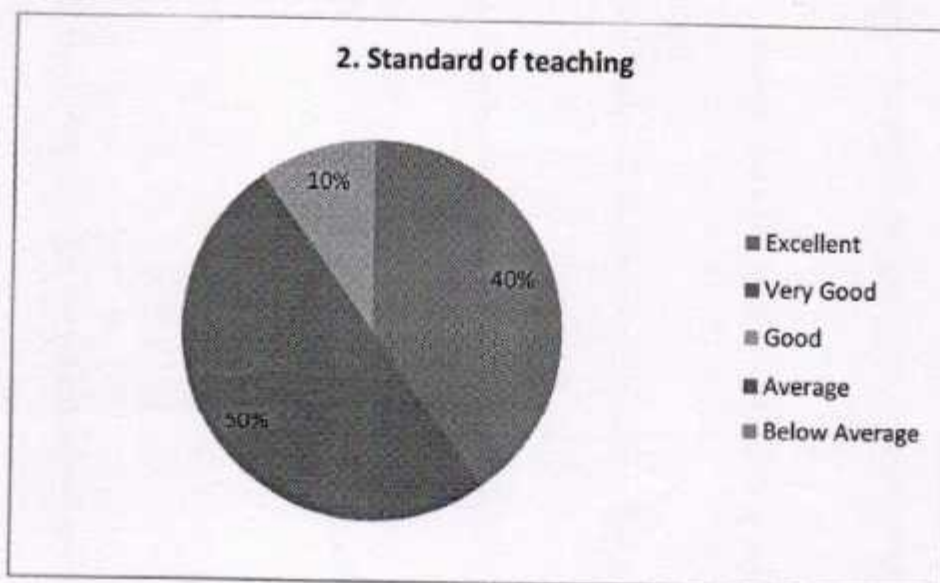

Principal
PRINCIPAL
K.M.G. COLLEGE OF ARTS & SCIENCE
GUDIYATTAM - 635 803.

KMG COLLEGE OF ARTS AND SCIENCE
PG AND RESEARCH DEPARTMENT OF CHEMISTRY
STUDENT FEEDBACK 2018-2019



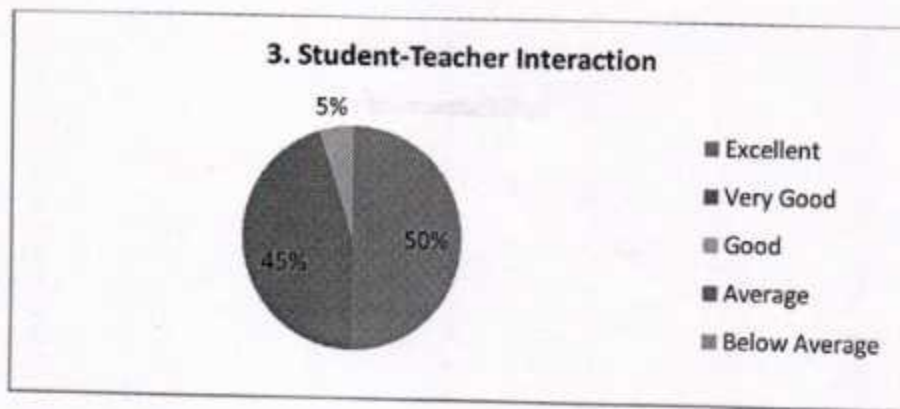
Inference:

The above table showed that the students to give the for department 60 % ^{cell} excellent and 40 % very good that academic atmosphere in department.




Inference:

The above table showed that the teachers to give the for students 50 % ^{cell} excellent 40 % very good and 10% good that standard of teaching.



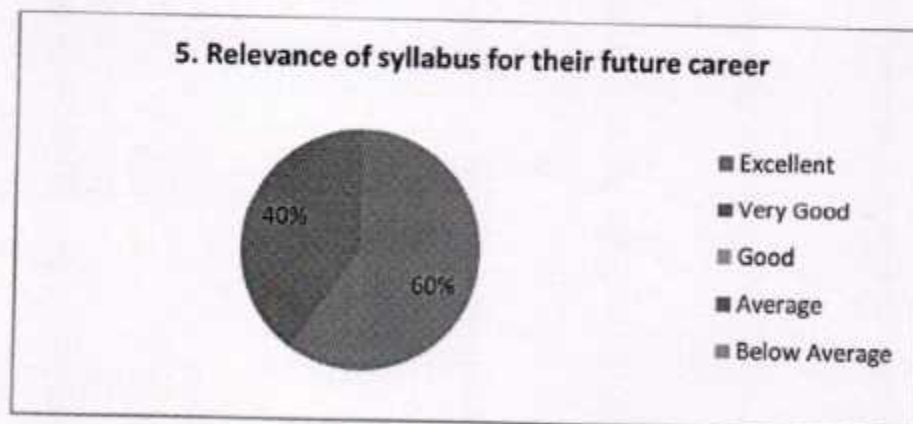
Inference:

The above table showed that the students to give feedback for student-teacher interaction is 50% excellent, 45% very good and 5% Good.



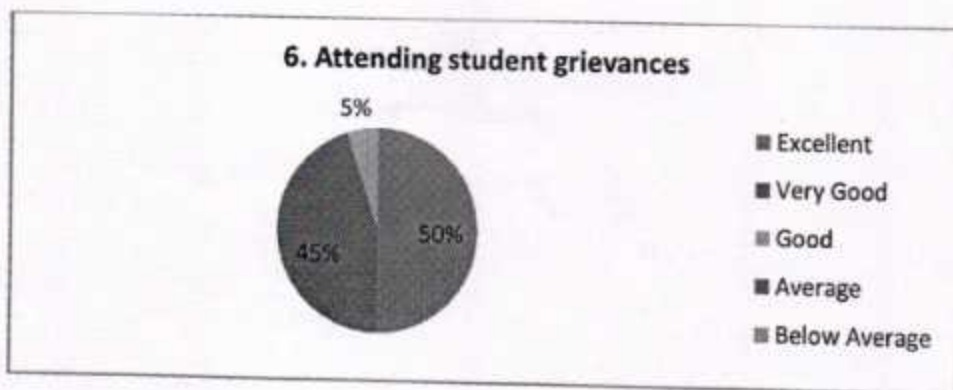
Inference:

The above table showed that students feedback for Discipline is in the college was 50% excellent, 45% very good and 5% good.



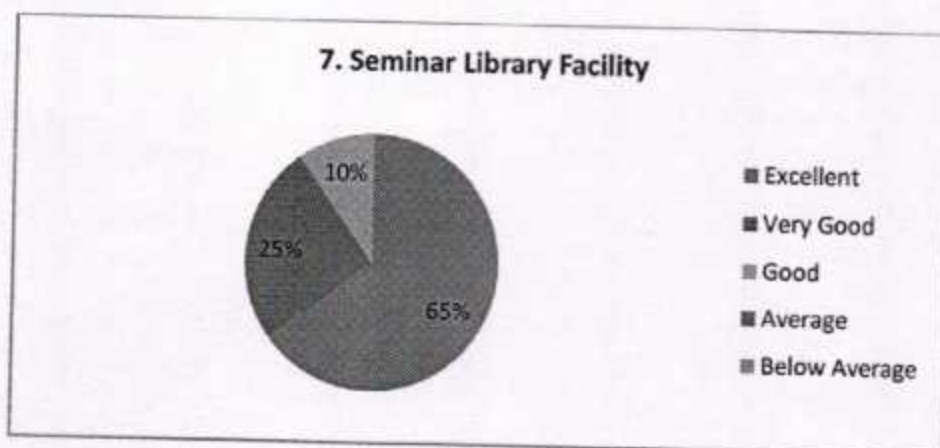
Inference:

The above table showed that students feedback for Relevance of syllabus for their future career was 60% excellent and 40% good.



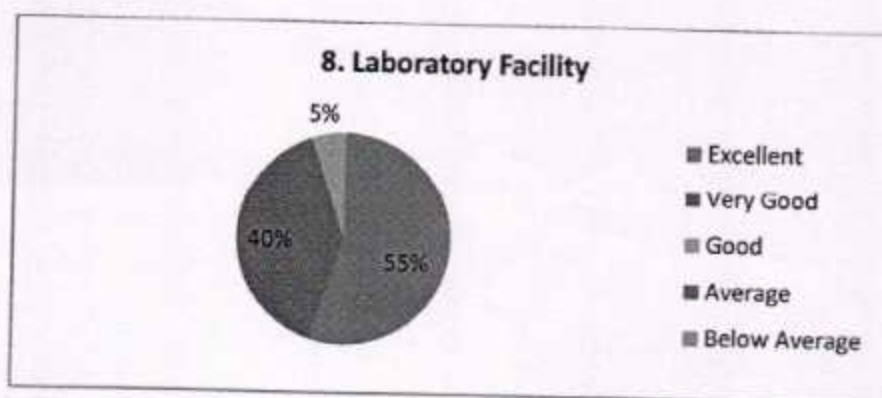
Inference:

The above table showed that the college was Attending student grievances is 50% Excellent, 45% Very good and 5% good.



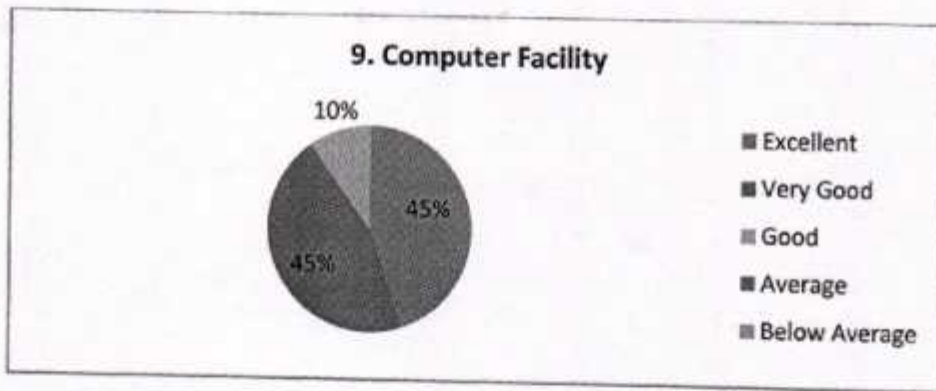
Inference:

The above table showed that the college provides Seminar Library Facility is 65% excellent, 25% Very good and 10% Good



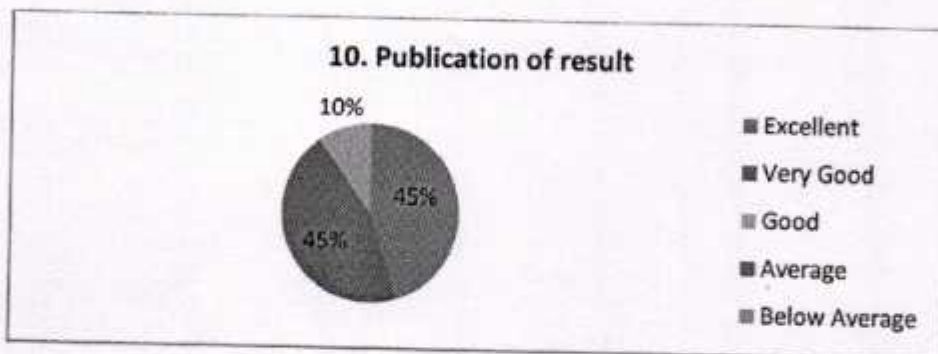
Inference:

The above table showed that the college provides Laboratory Facility is 55% excellent, 40% Very good and 5% Good.




Inference:

The above table showed that the college provides Computer Facility is 45% excellent, 45% Very good and 10% Good



Inference:


The above table showed that the college declares Publication of result is 45% excellent, 45% Very good and 10% Good.



Inference:

The above table showed that the college Examination Pattern is 50% excellent and 50% Very good.

12. Organization of class seminar



Inference:

The above table showed that the college Organization of class seminar is 60% excellent and 40% Very good.

13. Extra-curricular activities



Inference:

The above table showed that the college take care of Extra-curricular activities is 50% excellent, 45% Very good and 5% Good.

14. Alumni Association



Inference:

The above table showed that the college manage Alumni Association is 50% excellent, 40% Very good and 10% Good.

Action Taken:

Based on the above analysis it is concluded that the students feedback were excellent in the majority of the questions. So we follow the same and try to development the same on the need base.

M. S. Ravalani

Head of the Department

HOD

PG & RESEARCH DEPARTMENT OF CHEMISTRY
K.M.G. COLLEGE OF ARTS & SCIENCE


Principal

PRINCIPAL

K.M.G. COLLEGE OF ARTS & SCIENCE
GUDIYATTAM - 635 803.

2018-2019
ENGLISH
STUDENTS FEEDBACK ANALYSIS

1. Academic Atmosphere in Department



Analysis

The above Pie Chart showed that 18% of students felt that Academic atmosphere in Department is Excellent, 29% of students felt very good and 53% of students felt good.

2. Standard of teaching



Analysis

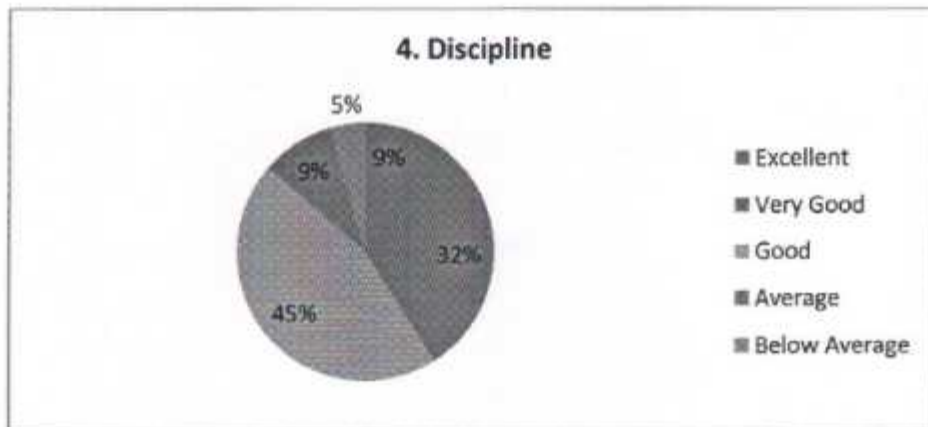
The above Pie Chart showed that 17% of students felt that standard of Teaching is Excellent, 22% of students felt very good and 61% of students felt good.

3. Student-Teacher Interaction



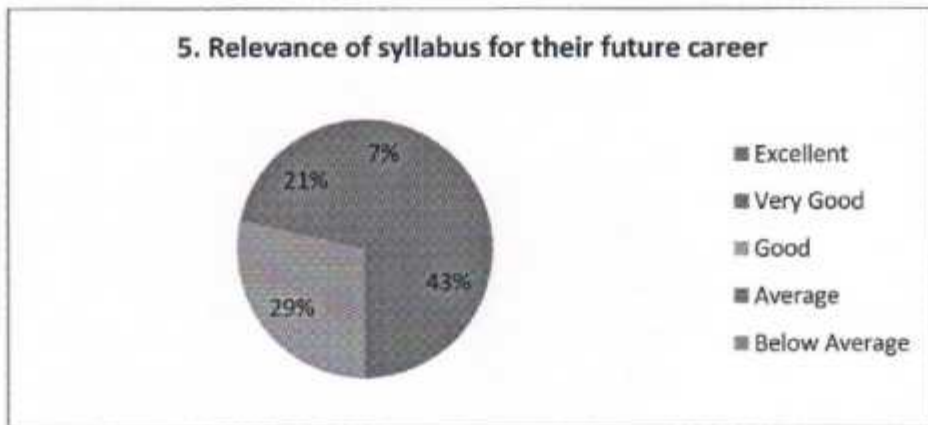
Analysis

The above Pie Chart showed that 24% of students felt that Student-Teacher Interaction is Excellent, 47% of students felt very good and 29% of students felt that Student-Teacher Interaction is good.



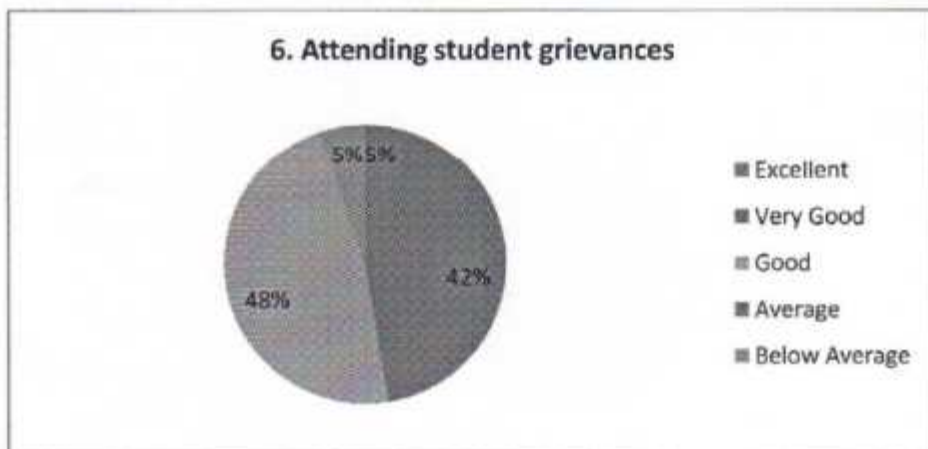
Analysis

The above Pie Chart showed that 9% of students felt that Discipline maintain in the College is Excellent, 32% of students felt very good, 45% of students felt that good, 9% of students felt Average and 5% of students felt Below Average.



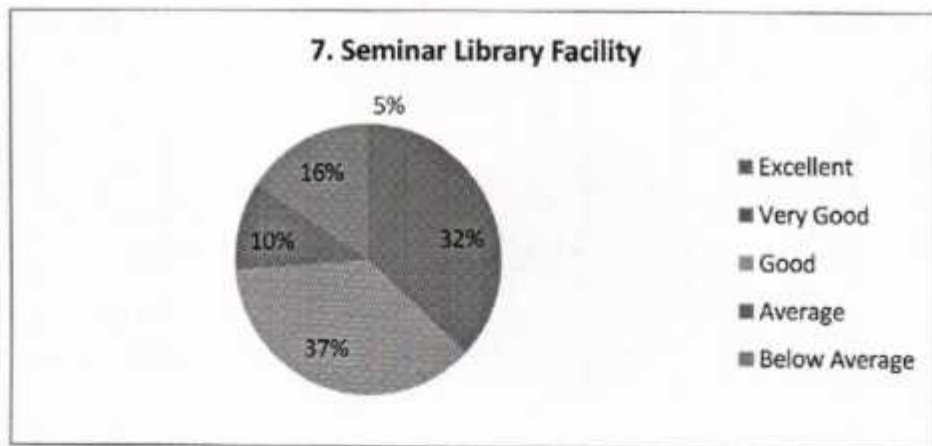
Analysis

The above Pie Chart showed that 7% of students felt that Relevance of Syllabus for their future career is Excellent, 30% of students felt very good, 29% of students felt good and 21% of students felt Average.



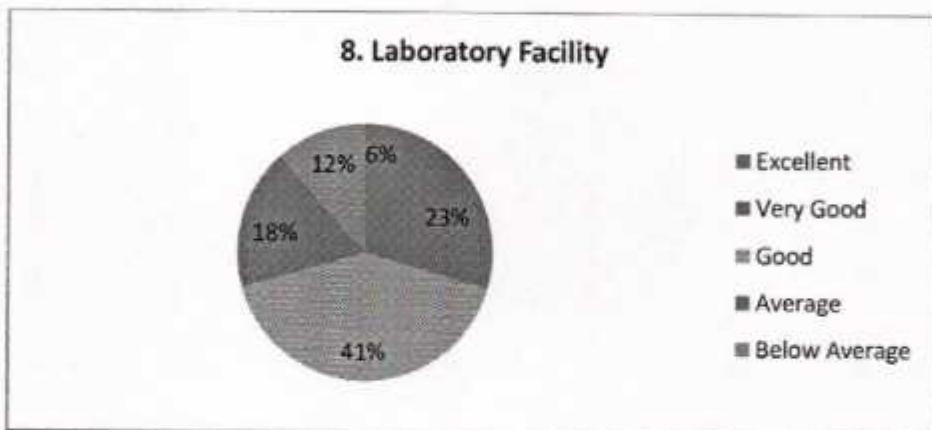
Analysis

The above Pie Chart showed that 5% of students felt that Attending student grievances is Excellent, 42% of students felt very good, 48% of students felt good and 5% of students felt Below Average.



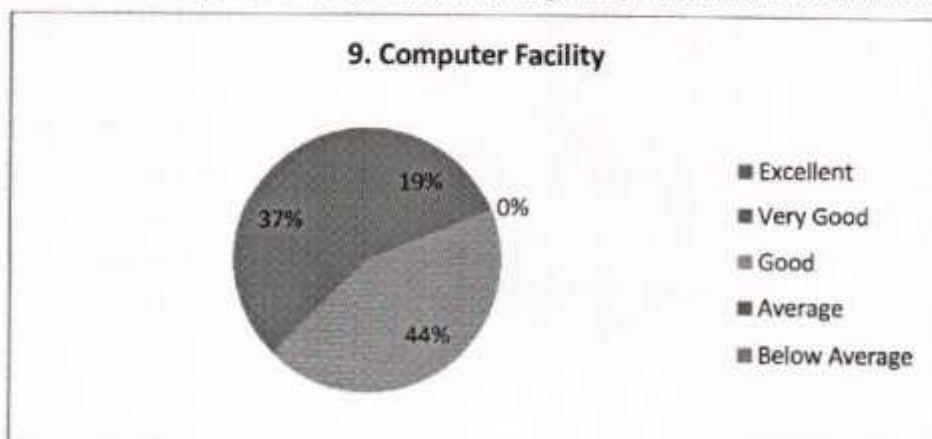
Analysis

The above Pie Chart showed that 5% of students felt that Seminar and Library Facilities are Excellent, 32% of students felt very good, 37% of students felt good, 10% of students felt Average and 16% of students felt Below Average.



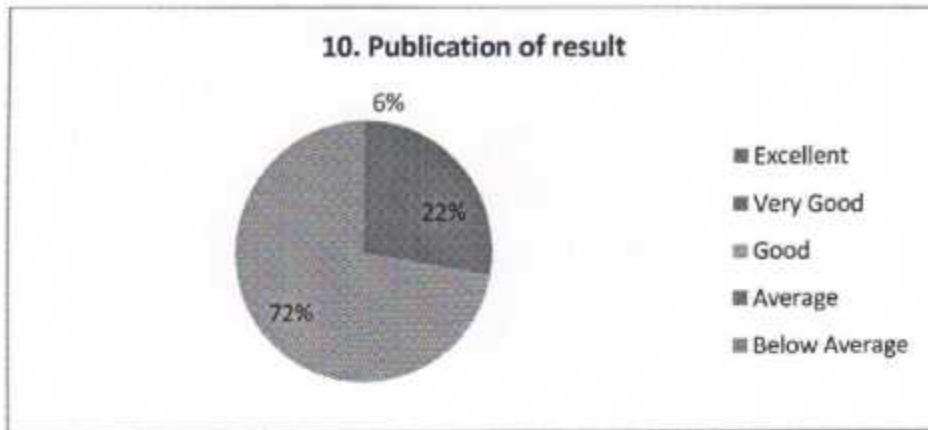
Analysis

The above Pie Chart showed that 6% of students felt that Laboratory Facility is Excellent, 23% of students felt very good, 41% of students felt good, 18% of students felt Average and 12% of students felt Below Average.




Analysis

The above Pie Chart showed that 19% of students felt that Computer Facility is Excellent, 44% of students felt good and 37% of students felt Average.



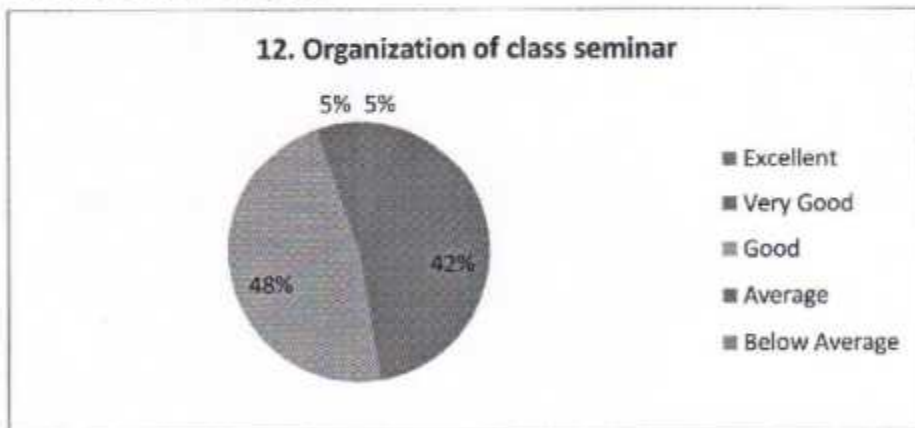
Analysis

The above bar graph showed that 6% of students felt that Publication of result is Excellent, 22% of students felt very good and 72% of students felt good.



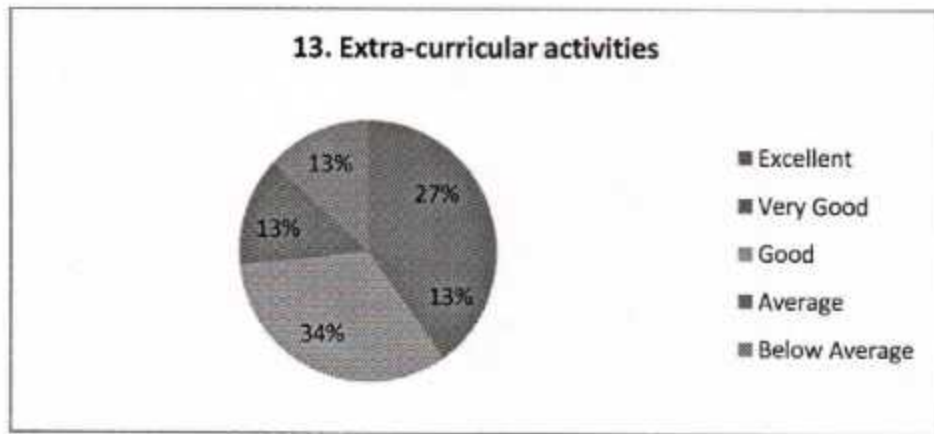
Analysis

The above Pie Chart showed that 6% of students felt that Examination Pattern is Excellent, 29% of students felt very good and 65% of students felt good.



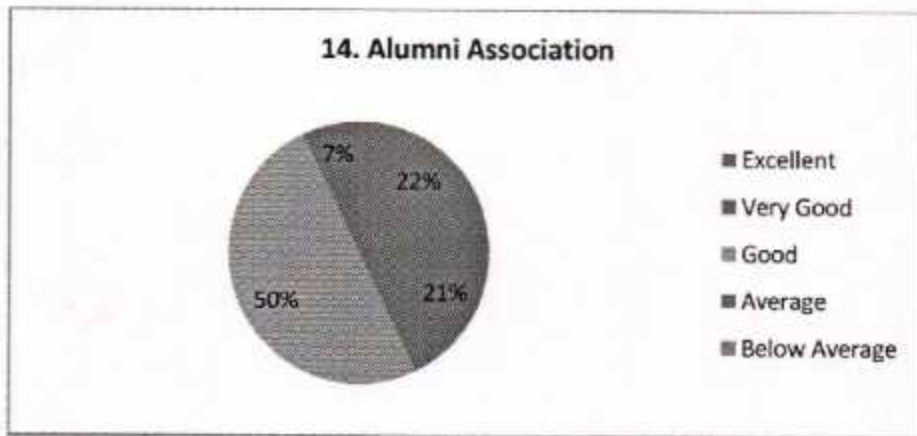
Analysis

The above Pie Chart showed that 5% of students felt that Organization of Class seminar is Excellent, 42% of students felt very good, 48% of students felt good and 5% of students felt Average.



Analysis

The above Pie Chart showed that 27% of students felt that Extra-curricular activities are Excellent, 13% of students felt very good, 34% of students felt good, 13% of students felt Average and 13% of students felt Below Average.



Analysis

The above Pie Chart showed that 22% of students felt that Alumni Association is Excellent, 21% of students felt very good, 50% of students felt good and 7% of students felt Average.

ACTION TAKEN:

Majority of the Student's responses are Favorable and the department should maintain the same for the coming years and also improve some facilities based on the needs of the student.

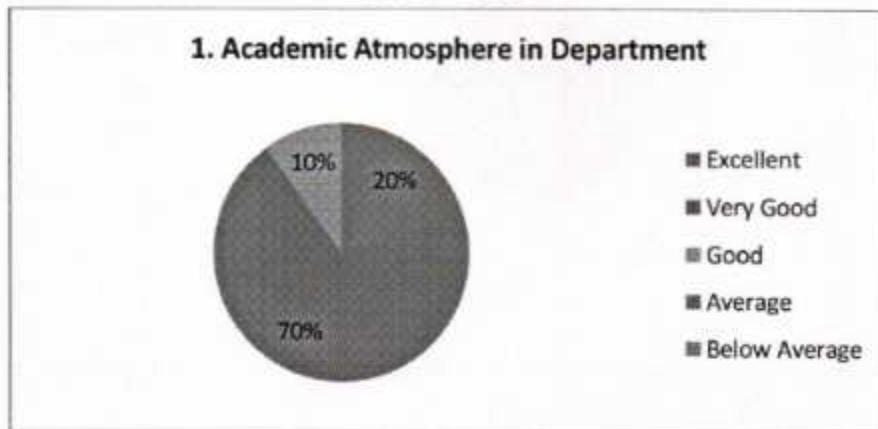
[Handwritten Signature]
HOD

HEAD OF DEPARTMENT
PG DEPARTMENT OF ENGLISH
K.M.G. COLLEGE OF ARTS & SCIENCE
GUDIYATTAM - 635 803

[Handwritten Signature]
PRINCIPAL


PRINCIPAL
K.M.G. COLLEGE OF ARTS & SCIENCE
GUDIYATTAM - 635 803.

K.M.G.COLLEGE OF ARTS & SCIENCE, GUDIYATTAM-635803.
DEPARTMENT OF MATHEMATICS
STUDENTS FEEDBACK ANALYSIS
2018-2019



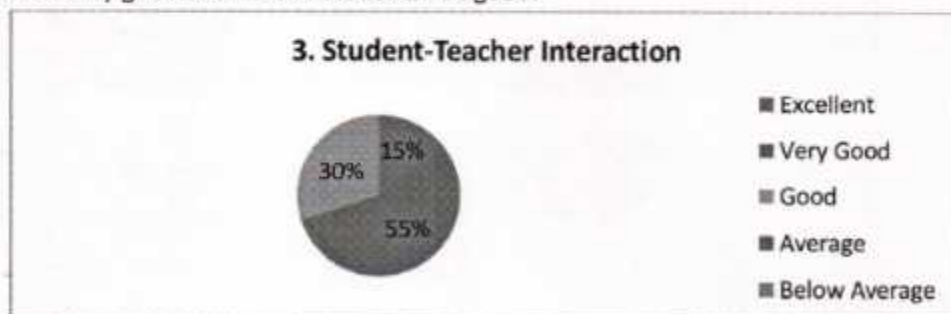
Analysis:

The above Pie chart showed that 20% of students felt that Academic atmosphere in Department is Excellent, 70% of students felt very good and 10% of students felt good.




Analysis:

The above Pie chart showed that 45% of students felt that Standard of Teaching is Excellent, 30% of students felt very good and 25% of students felt good.



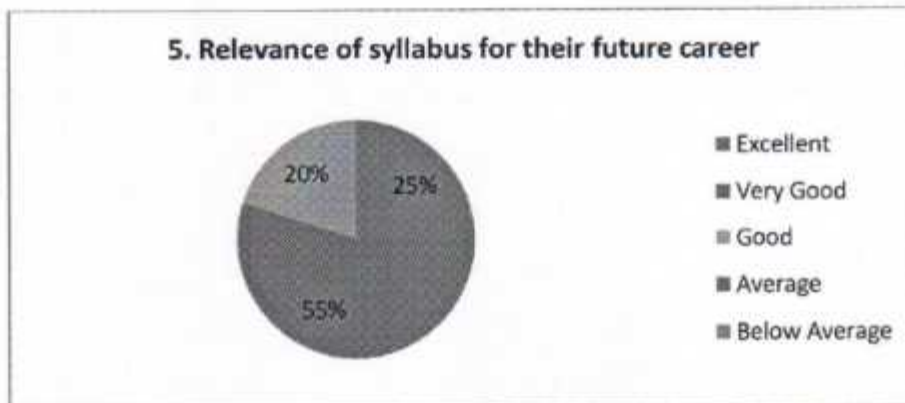
Analysis:

The above Pie chart showed that 15% of students felt that Student-Teacher Interaction is Excellent, 55% of students felt very good and 30% of students felt good.



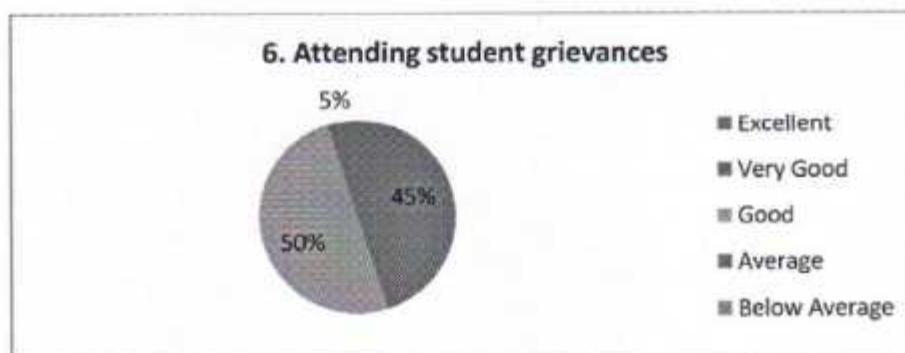
Analysis:

The above Pie chart showed that 5% of students felt that Discipline maintain in the College is Excellent,70% of students felt very good and 25% of students felt good .



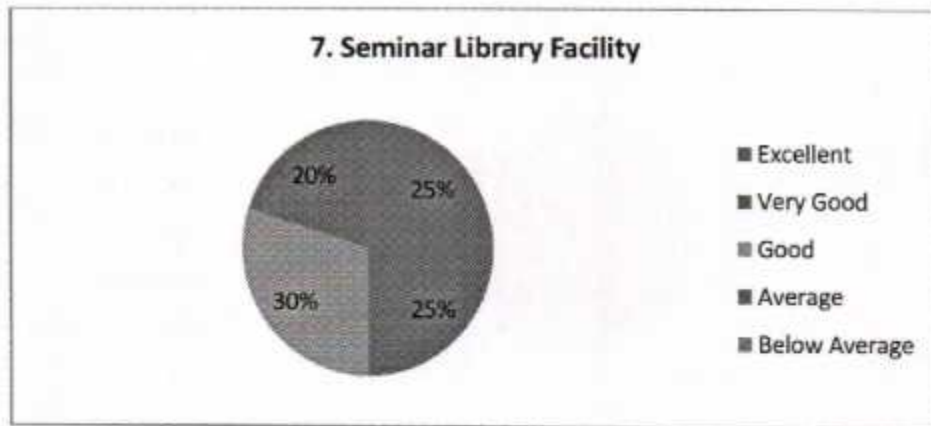
Analysis:

The above Pie chart showed that 25% of students felt that Relevance of Syllabus for their future career is excellent ,55% of students felt very good and 20% of students felt good.



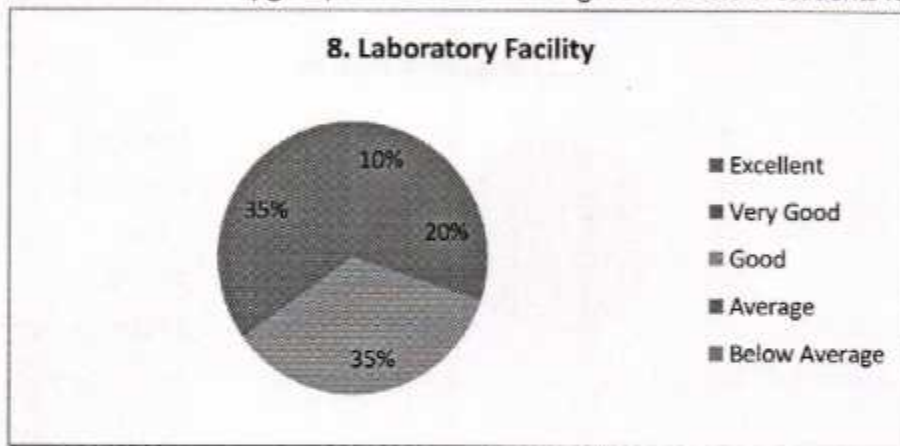
Analysis :

The above Pie chart showed that 45% of students felt that Attending student grievances is very good,50% of students felt good and 5% of students felt average .



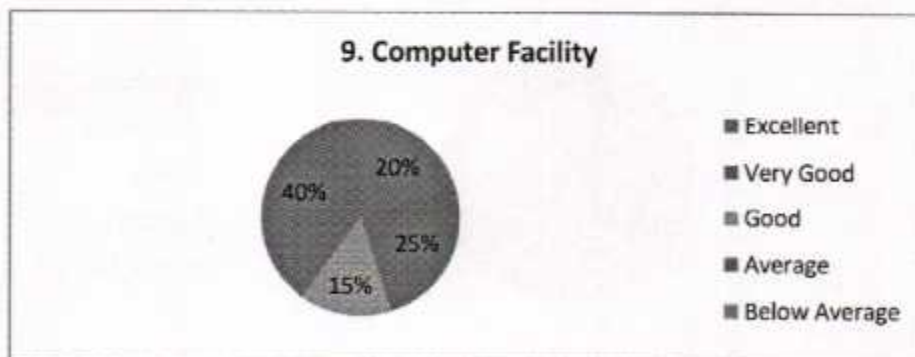
Analysis:

The above Pie chart showed that 25% of students felt that Seminar and Library Facilities are Excellent, 25% of students felt very good, 30% of students felt good and 20% of students felt Average.



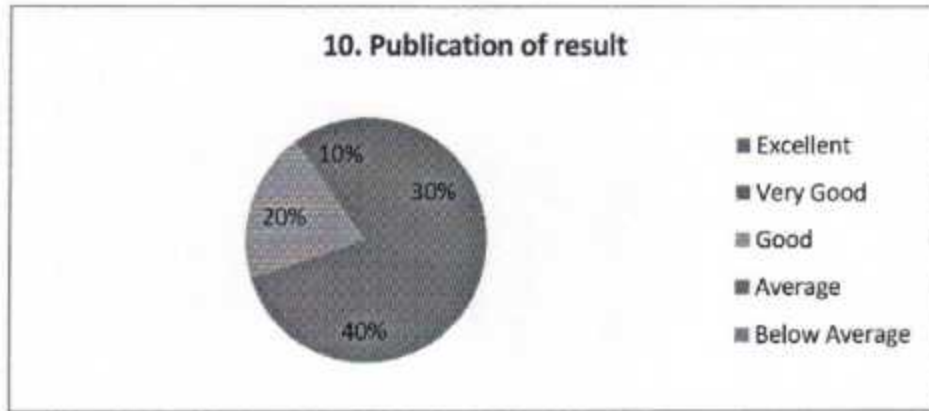
Analysis:

The above Pie chart showed that 10% of students felt that Laboratory Facility is Excellent, 20% of students felt very good, 35% of students felt good and 35% of students felt Average .




Analysis:

The above Pie chart showed that 20% of students felt that Computer Facilities are Excellent, 25% of students felt very good, 15% of students felt good and 40% of students felt Average .



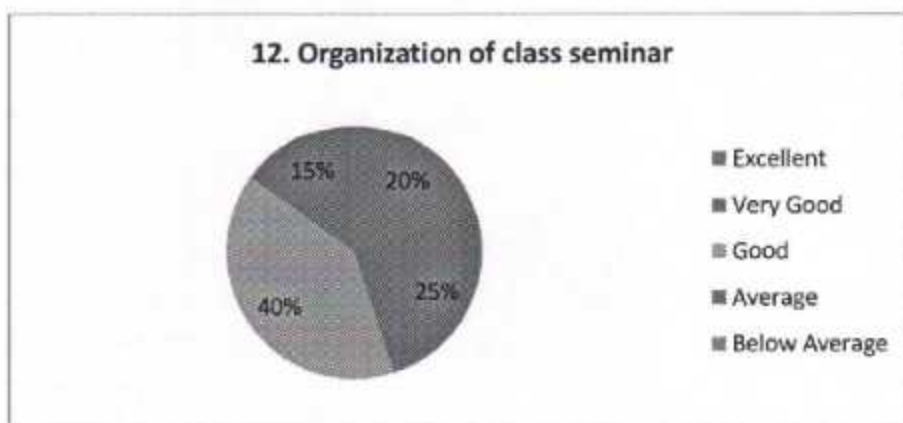
Analysis:

The above Pie chart showed that 30% of students felt that Publication of result is Excellent, 40% of students felt very good, 20% of students felt good and 10% of students felt Average.



Analysis:

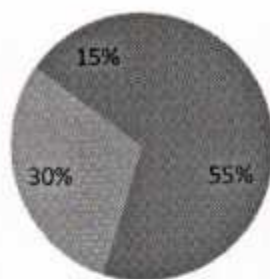
The above Pie chart showed that 10% of students felt that Examination Pattern is Excellent, 50% of students felt very good, 40% of students felt good and 5% of students felt Average.



Analysis:

The above Pie chart showed that 20% of students felt that Organization of Class seminar is Excellent, 25% of students felt very good, 40% of students felt good and 15% of students felt Average.

13. Extra-curricular activities

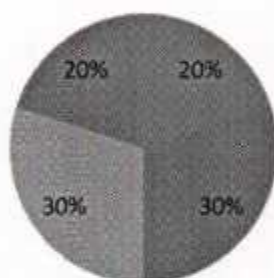


- Excellent
- Very Good
- Good
- Average
- Below Average

Analysis:

The above Pie chart showed that 55% of students felt that Extra-curricular activities are very good, 30% of students felt good and 15% of students felt Average.

14. Alumni Association



- Excellent
- Very Good
- Good
- Average
- Below Average

Analysis:

The above Pie chart showed that 20% of students felt that Alumni Association is excellent, 30% of students felt very good, 30% of students felt good and 20% of students average.

ACTION TAKEN:

Majority of the Student's responses are Favorable and the department should maintain the same for the coming years and also improve some facilities based on the needs of the students.

N. Rao
Head of the Department

HOD
PG & RESEARCH DEPARTMENT OF MATHEMATICS
K.M.G. COLLEGE OF ARTS & SCIENCE

[Signature]
Principal
K.M.G. COLLEGE OF ARTS & SCIENCE
GUDIYATTAM - 635 603.

DEPARTMENT OF COMPUTER APPLICATIONS
STUDENTS FEEDBACK ANALYSIS
2018-2019

1. Academic Atmosphere in Department



For Academic Atmosphere in Department, the results show that 65% of students has given excellent, 25% of the students responded with very good and 10% of students responded good.

2. Standard of teaching




For standard of teaching, the results show that 37% of students has given excellent and 63% of the students responded with very good.

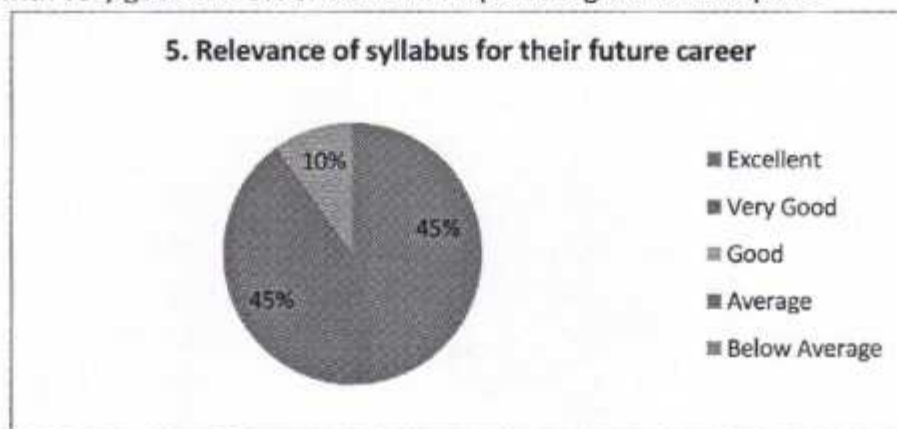
3. Student-Teacher Interaction



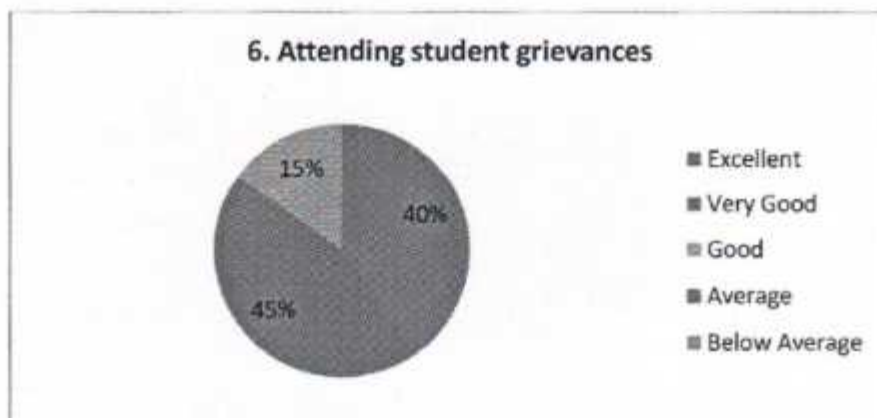
For Student-Teacher Interaction, the results show that 54% of students has given excellent, 29% of the students responded with very good and 17% of students responded good.



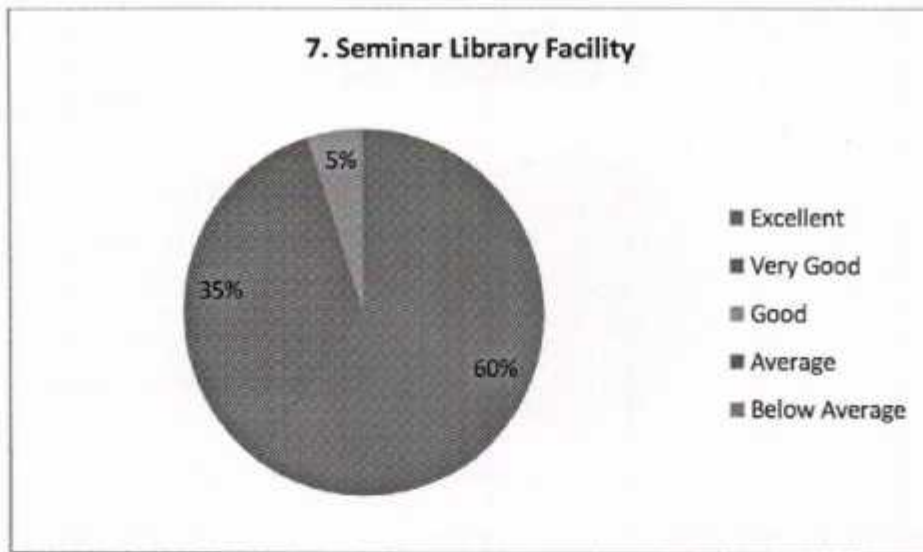
For discipline, the results show that 45% of students has given excellent, 50% of the students responded with very good and 5% of students responded good for discipline.



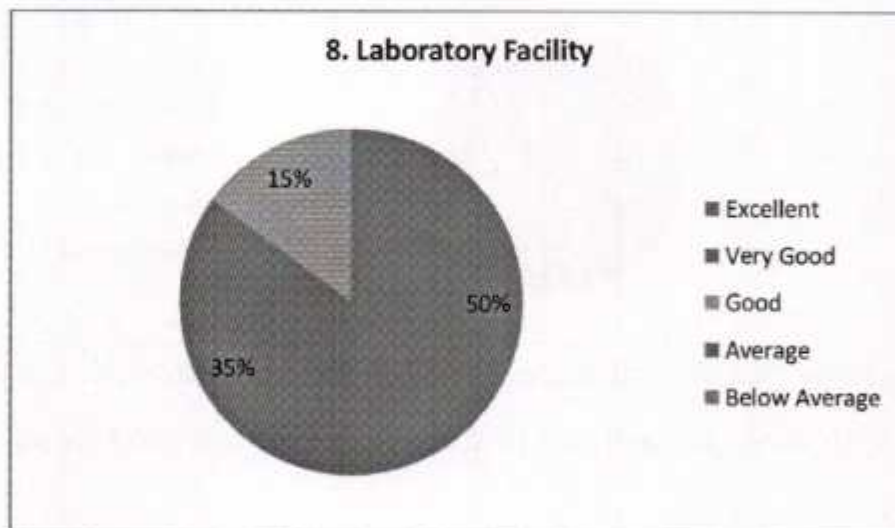
The results show that 45% of students has given excellent, 45% of students has responded with very good and 10% of students responded good for relevance of syllabus for their future career.



The results show that 40% of students has given excellent, 45% of students has responded with very good and 15% of students responded good for attending student grievances.




The results show that 60% of students has given excellent, 35% of students has responded with very good and 5% of students responded good for seminar library facility.




The results show that 50% of students has given excellent, 35% of students has responded with very good and 15% of students responded good for laboratory facility.

9. Computer Facility



The results show that 70% of students has given excellent, 25% of students has responded with very good and 5% of students responded good for computer facility.

10. Publication of result

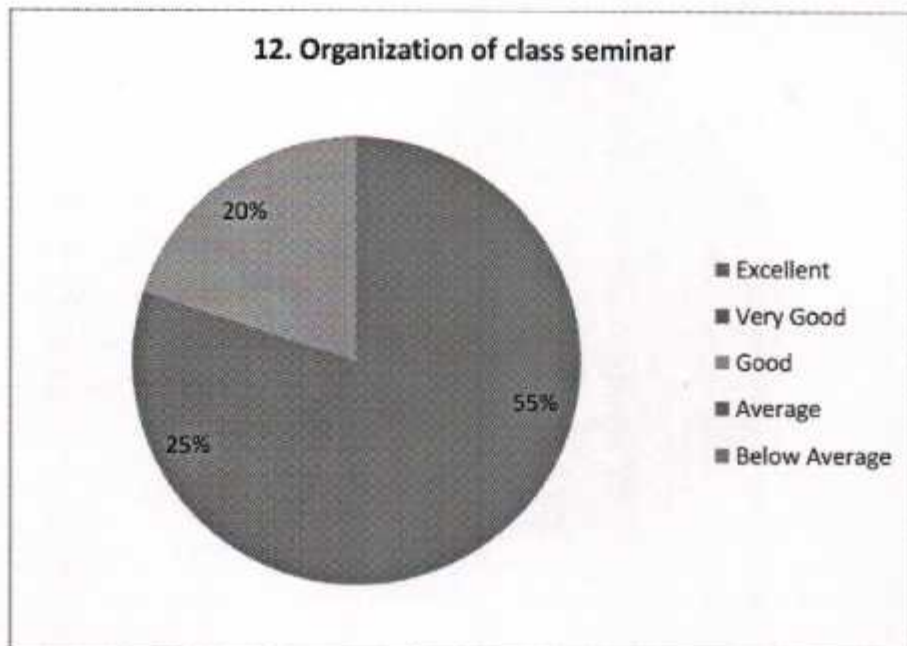


The results show that 50% of students has given excellent, 40% of students has responded with very good and 10% of students responded good for publication of result.

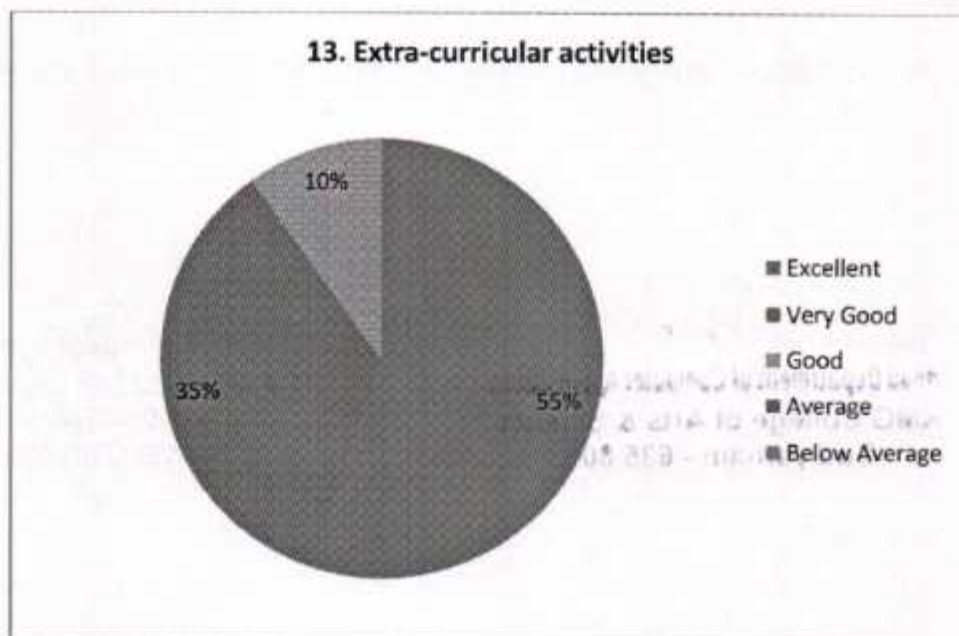
11. Examination Pattern




The results show that 35% of students has given excellent, 50% of students has responded with very good and 15% of students responded good for examination pattern.



The results show that 55% of students has given excellent, 25% of students has responded with very good and 20% of students responded for organization of class seminar.



The results shows that 55% of students has given excellent, 35% of students has responded with very good and 10% of students responded good for extra – curricular activities.




The results show that 70% of students has given excellent and 30% of students has responded with very good for alumni association

Action Taken:

We have received good response in all parameters. We are trying to sustain the same.

Head of the Department

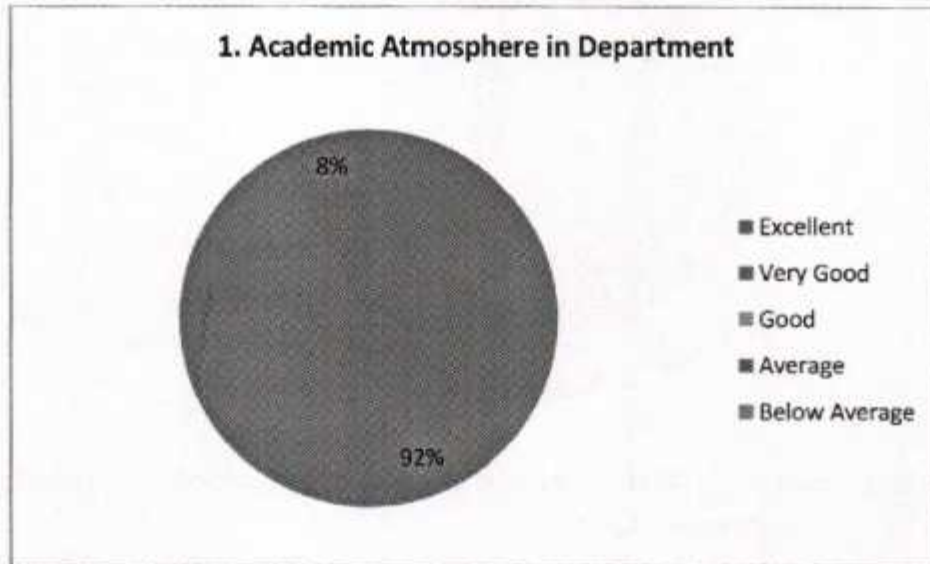

Head Department of Computer Applications
KMG College of Arts & Science
Gudiyatham - 635 803.


PRINCIPAL
K.M.G. COLLEGE OF ARTS & SCIENCE
GUDIYATTAM - 635 803.
VELLORE DISTRICT.

2018-2019


COMPUTER SCIENCE

STUDENTS FEEDBACK ANALYSIS



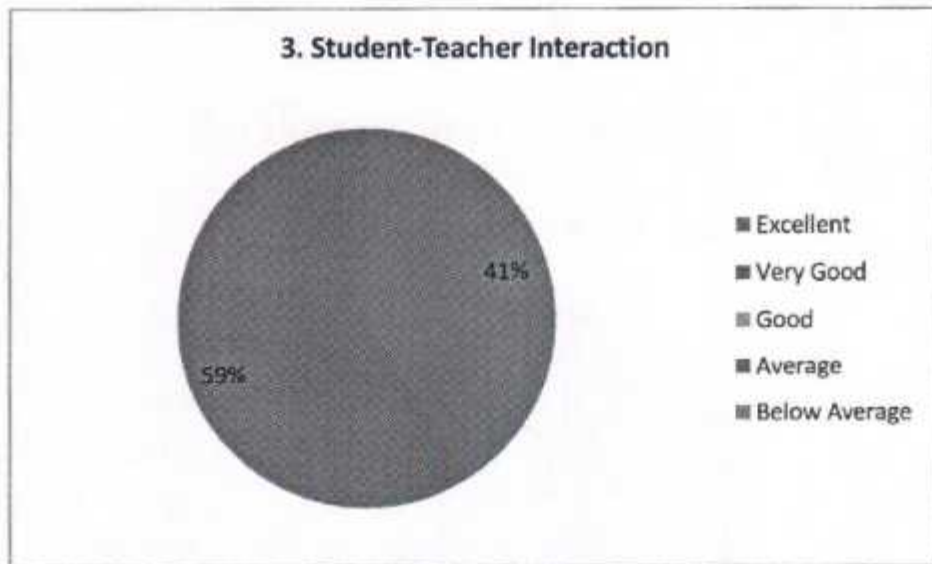
Analysis

The above chart shows that **92%** students have given Excellent, and **8%** students have given Very Good, for academic atmosphere in department.




Analysis

The above chart shows that **64%** students have given Excellent, and **36%** students have given Very Good, for standard of teaching.



Analysis

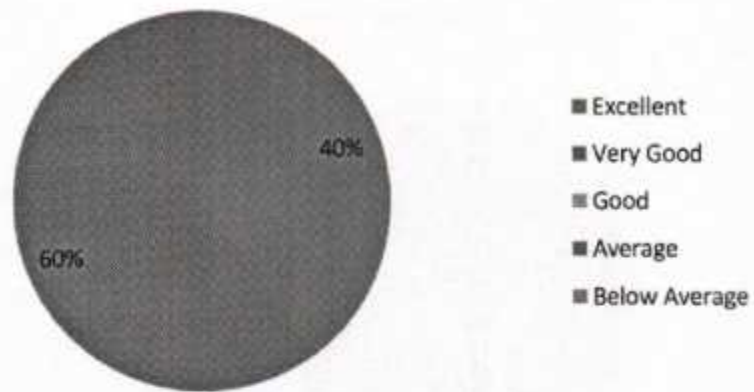
The above chart shows that **41%** students have given Excellent, and **59%** students have given Very Good, for student-teacher interaction.



Analysis

The above chart shows that **64%** students have given Very Good and **36%** students have given Excellent, for discipline.

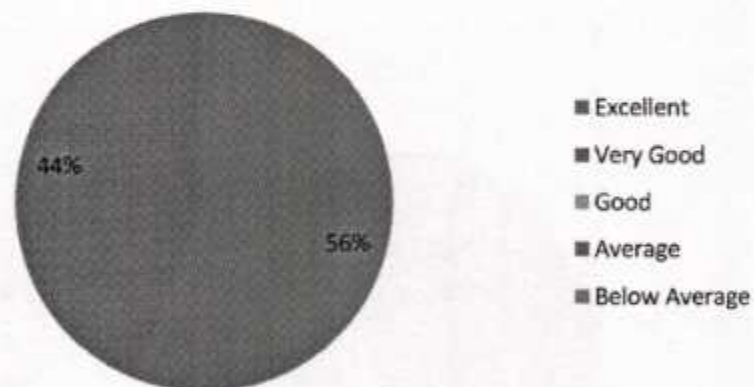
5. Relevance of syllabus for their future career



Analysis

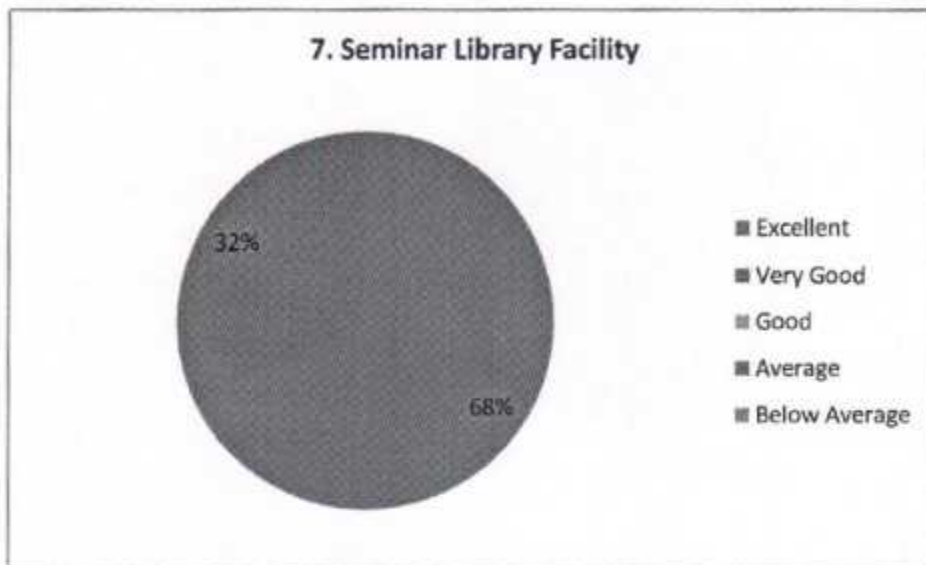
The above chart shows that **60%** students have given Very Good and **40%** students have given Excellent, for relevance of syllabus for their future career.

6. Attending student grievances



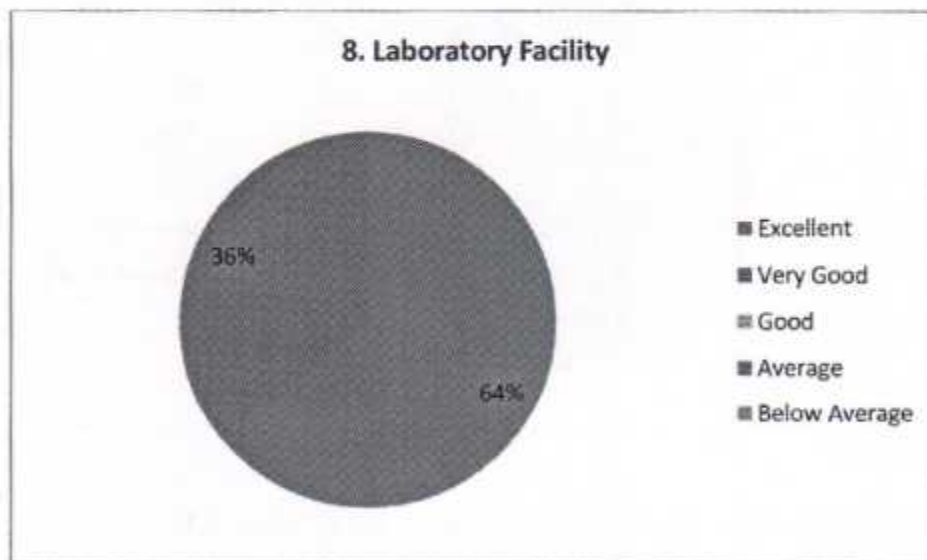
Analysis

The above chart shows that **56%** students have given Excellent, and **44%** students have given Very Good, for attending student grievances.



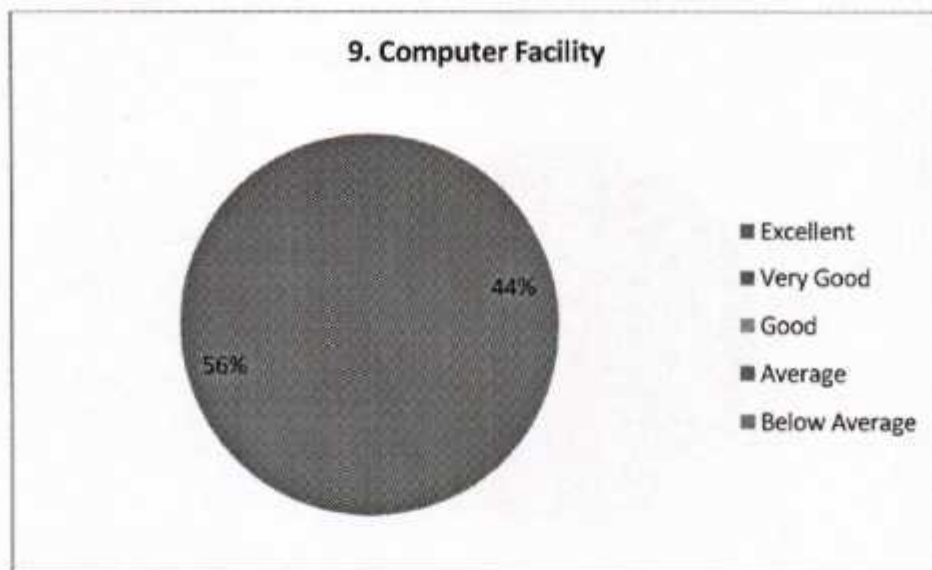
Analysis

The above chart shows that **68%** students have given Excellent, and **32%** students have given Very Good, for seminar library facility.



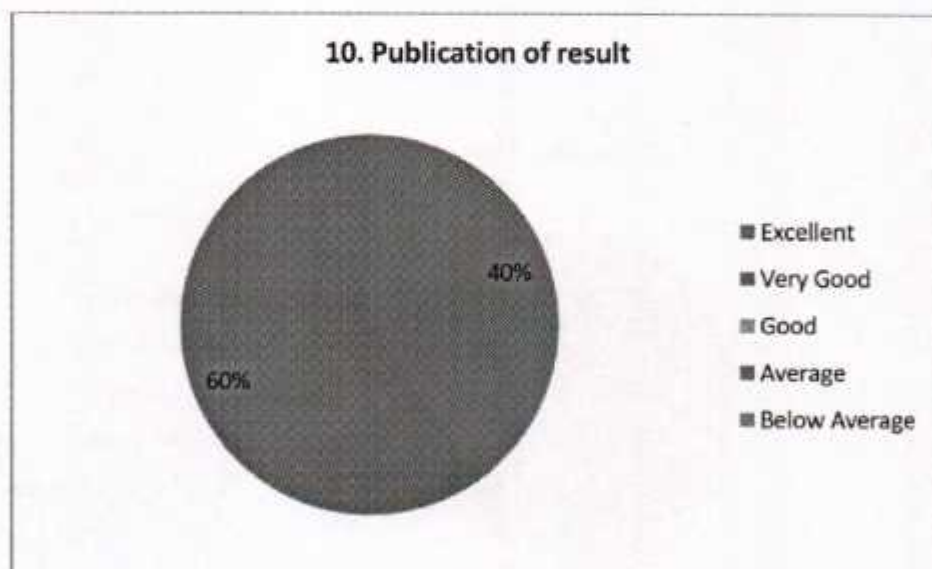
Analysis

The above chart shows that **64%** students have given Excellent, and **36%** students have given Very Good, for laboratory facility.




Analysis

The above chart shows that **56%** students have given Very Good and **44%** students have given Excellent, for computer facility.



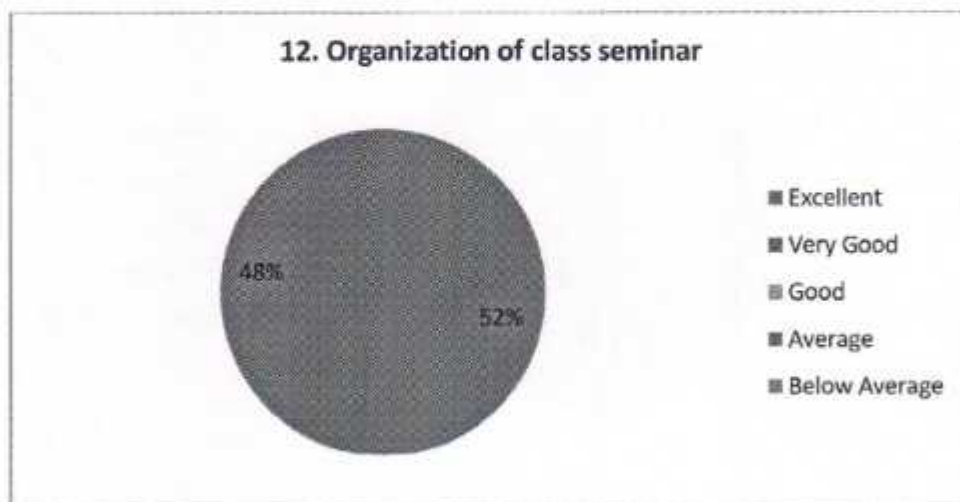
Analysis

The above chart shows that **60%** students have given Very Good and **40%** students have given Excellent, for publication of result.



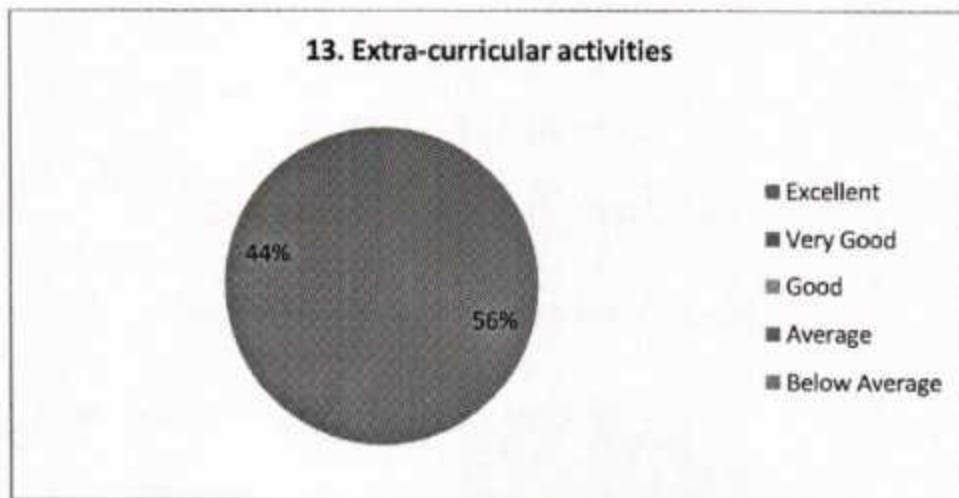
Analysis

The above chart shows that 52% students have given Excellent, and 48% students have given Very Good, for examination pattern.



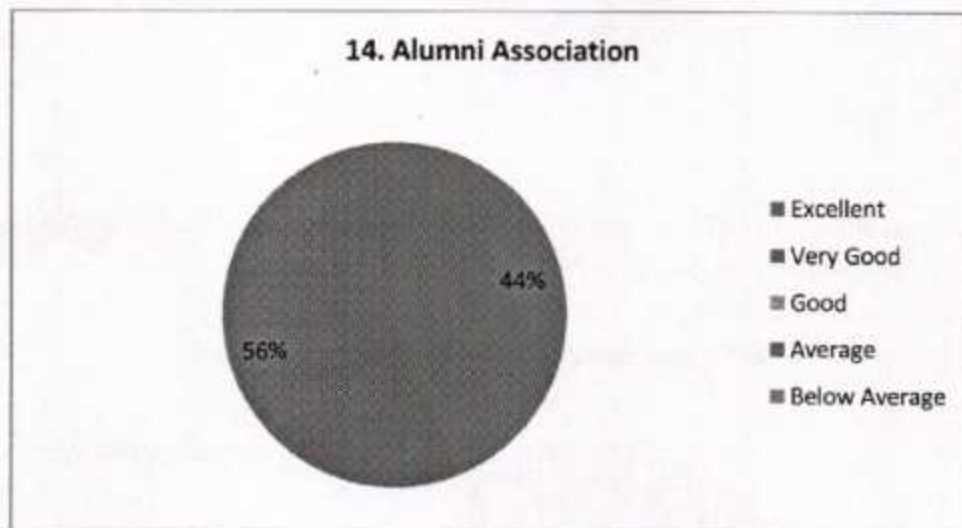
Analysis

The above chart shows that 52% students have given Excellent, and 48% students have given Very Good, for organization of class seminar.



Analysis

The above chart shows that **56%** students have given Excellent, and **44%** students have given Very Good, for extra-curricular activities.



Analysis

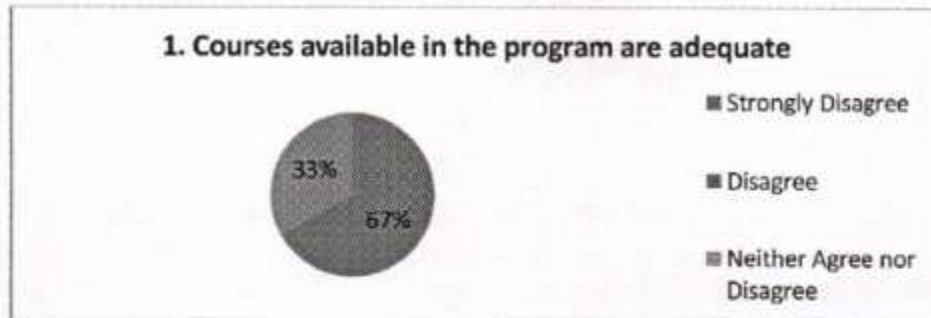
The above chart shows that **56%** students have given Very Good, and **44%** students have given Excellent, for alumni association.


 Head of the department

Prof. P DANIEL SUNDARRAJ, M.Sc., M.Phil.
 Assistant Professor & Head
 Department of Computer Science
 K.M.G. College of Arts & Science
 R.S. Road, Ammanangkuppatti
 Gudiyattam - 635 803

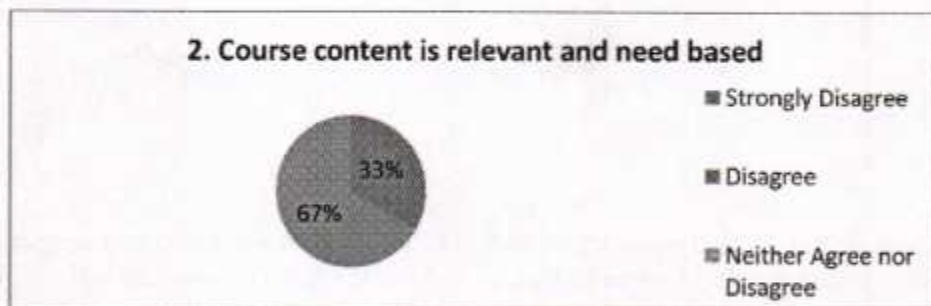

PRINCIPAL
 K.M.G. COLLEGE OF ARTS & SCIENCE
 GUDIYATTAM - 635 803.

K.M.G. COLLEGE OF ARTS AND SCIENCE
PG & RESEARCH DEPARTMENT OF COMMERCE
(2018-2019) TEACHERS FEEDBACK ANALYSIS



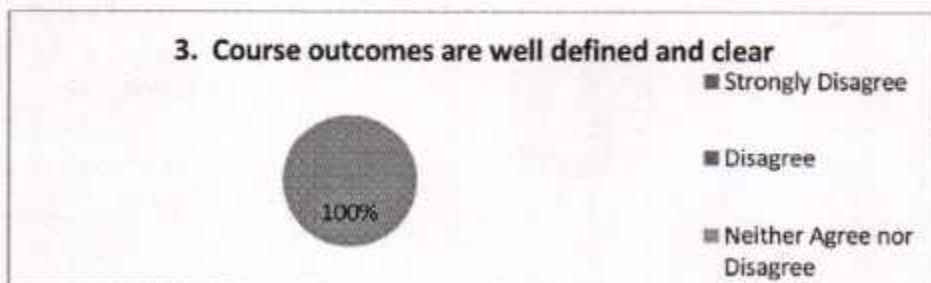
Inference:

The above pie chart showed that 67 % of the teachers were strongly agreed that courses available in the program are adequate and 33 % of the teachers were agreed that courses available in the program are adequate.



Inference:

The above pie chart showed that 33 % of the teachers were strongly agreed and 67 % of the teachers were agreed that courses content is relevant.



Inference:

The above pie chart showed that 100% of the teachers were strongly agreed that courses outcomes are well defined and clear.

4. Course contents have enough scope for development of analytical, logical, technical and creative skills to the students



Inference:

The pie chart showed that 67% of the teachers were strongly agreed, and 33% of the teacher were agreed that courses content have enough scope for development of analytical, logical, technical and creative skills to the students.

5. Course activities (Internships / Field visit / Guest Lecturers / Assignments / Seminars / others) are relevant for development of various skills for employment and self – employment



Inference:

The above pie chart showed that 100 % of the teachers were strongly agrees that courses activities are relevant for development of various skills for employment and self-employment.

6. The syllabus has good balance between theory and application



Inference:

The above pie chart showed that 100 % of the teachers were strongly agreed that the syllabus has good balance between theory and application.

7. Courses motivate students to use various resources that are available in the college and outside for their effective learning



Inference:

The above pie chart showed that 67% of the teachers were strongly agreed, and 33 % of the teachers were agreed that courses motivate students to use various resources that are available in the college and outside for their effective learning.

8. The college has good ambience for effective delivery of the academic process



Inference:

The above pie chart showed that 67 % of the teachers were strongly agreed and 33 % of the teachers were agreed that the college has good ambience for effective delivery of the academic process

9. The college has enough relevant resources which are updated regularly for teaching learning purposes



Inference:

The above pie chart showed that 100% of the teachers were strongly agreed that the college has good ambience for effective delivery of the academic process.

10. Enough opportunities are given for self-development



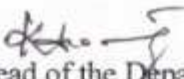
- Strongly Disagree
- Disagree
- Neither Agree nor Disagree

Inference:

The above pie chart showed that 67 % of the teachers strongly agreed and 33% of the teacher agreed that enough oppotunities are given for self-development.

Action Taken:

Based on the above analysis it is concluded that the teacher's feedback were strongly agreed in the majority of the questions. So we try to sustain the same and improve on the need base.


Head of the Department


Principal
PRINCIPAL
K.M.G. COLLEGE OF ARTS & SCIENCE
CHIDAMBARAM - 635 603

**2018-2019
BUSINESS ADMINISTRATION
TEACHERS FEEDBACK ANALYSIS**

1. Courses available in the program are adequate




- Strongly Disagree
- Disagree
- Neither Agree nor Disagree
- Agree
- Strongly Agree

Inferences:

The courses available in the program are adequate 100% of students are strongly agree.

2. Course content is relevant and need based

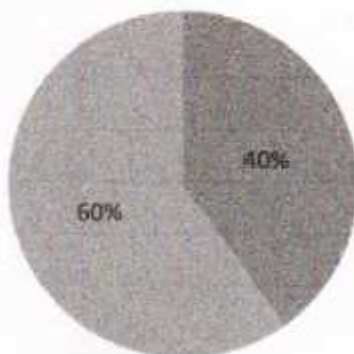


- Strongly Disagree
- Disagree
- Neither Agree nor Disagree
- Agree
- Strongly Agree

Inferences:

The courses content is relevant and need based 80% strongly agree; 20% agree.

3. Course outcomes are well defined and clear



- Strongly Disagree
- Disagree
- Neither Agree nor Disagree
- Agree
- Strongly Agree


Inferences:

The courses outcomes are well defined and clear 60% strongly agree; 40% agree.

Inferences:


The courses content have enough scope for development of analytical, logical, technical and creative skills to the students 60% strongly agree; 40% agree.

4. Course contents have enough scope for development of analytical, logical, technical and creative skills to the students



- Strongly Disagree
- Disagree
- Neither Agree nor Disagree
- Agree
- Strongly Agree

5. Course activities (Internships / Field visit / Guest Lecturers / Assignments / Seminars / others) are relevant for development of various skills for employment and self – employment




- Strongly Disagree
- Disagree
- Neither Agree nor Disagree
- Agree
- Strongly Agree

Inferences:

The courses activities are relevant for development of various skills for employment and self employment 80% strongly agree; 20% agree.

6. The syllabus has good balance between theory and application



- Strongly Disagree
- Disagree
- Neither Agree nor Disagree
- Agree
- Strongly Agree


Inferences:

The syllabus has good balance between theory and application 20% strongly agree; 80% agree.

Inferences:


The courses motivate students to use various resources that are available in the college and outside for their effective learning 80% strongly agree; 20% agree.

7. Courses motivate students to use various resources that are available in the college and outside for their effective learning



- Strongly Disagree
- Disagree
- Neither Agree nor Disagree
- Agree
- Strongly Agree

8. The college has good ambience for effective delivery of the academic process



- Strongly Disagree
- Disagree
- Neither Agree nor Disagree
- Agree
- Strongly Agree

Inferences:

The college has good ambience for effective delivery of the academic process 100% strongly agree.

9. The college has enough relevant resources which are updated regularly for teaching learning purposes




- Strongly Disagree
- Disagree
- Neither Agree nor Disagree
- Agree
- Strongly Agree

Inferences:

The college has enough relevant resources which are updated regularly for teaching learning purposes 100% strongly agree.

10. Enough opportunities are given for self-development



- Strongly Disagree
- Disagree
- Neither Agree nor Disagree
- Agree
- Strongly Agree

Inferences:

There is enough opportunities are given for self development 80% strongly agree; 20% strongly agree.

S. No.	FEEDBACK	ACTION TAKEN
1.	Students are highly satisfied with the college environment and quality	----

R. Meheeda

Head of the Department

Dr. R. MANIKANDAN, M.Sc.,(C.S),B.Ed,M.B.A,M.PHIL,P.D.,
HOD
Department of Business Administration
KMG College of Arst & Science
Gudiyattam.

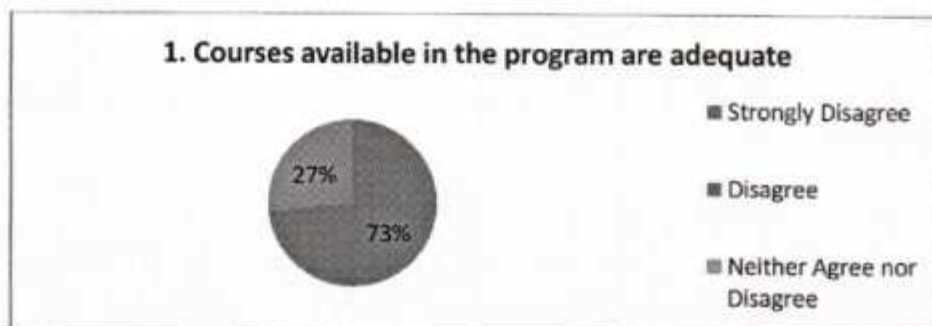
[Signature]
Principal

PRINCIPAL
K.M.G. COLLEGE OF ARTS & SCIENCE
GUDIYATTAM - 635 803.
VELLORE DISTRICT.

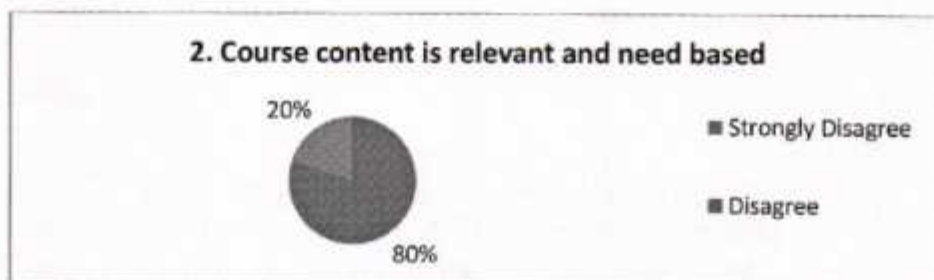
2018-2019

BIO-CHEMISTRY

TEACHERS FEEDBACK ANALYSIS

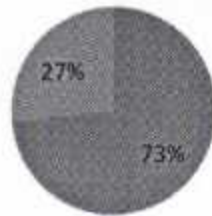


We received 73% agree, 27% strongly agree feedback for courses available in the program are adequate in our department



We received 80% agree, 20% strongly agree feedback for course content is relevant and need based in our department

3. Course outcomes are well defined and clear



- Strongly Disagree
- Disagree
- Neither Agree nor Disagree

We received 73% agree, 27% strongly agree feedback for course outcomes are well defined and clear in our department

4. Course contents have enough scope for development of analytical, logical, technical and creative skills to the students



- Strongly Disagree
- Disagree

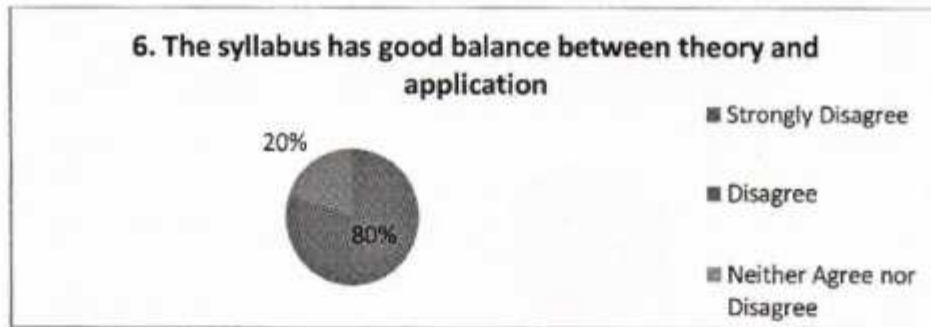
We received 53% agree, 47% strongly agree feedback for course contents have enough scope for development of analytical, logical, technical and creative skills to the students in our department

5. Course activities (Internships / Field visit / Guest Lecturers / Assignments / Seminars / others) are relevant for development of various skills for employment and self – employment

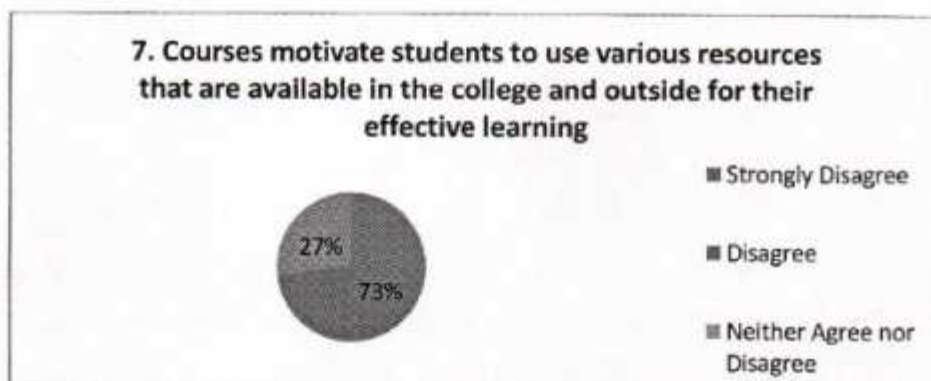


- Strongly Disagree
- Disagree

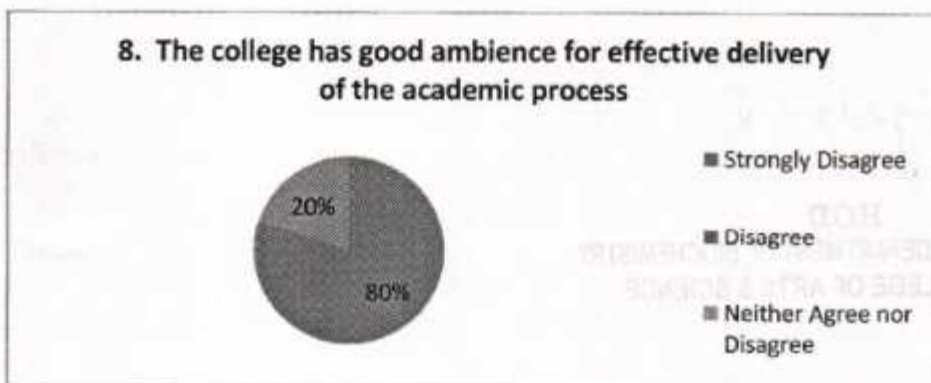
We received 53% agree, 47% strongly agree feedback for course activities are relevant for development of various skills for employment and self-employment in our department



We received 80% agree, 20% strongly agree feedback for the syllabus has good balance between theory and application in our department



We received 73% agree, 27% strongly agree feedback for courses motivate students to use various resources that are available in the college and outside for their effective learning in our department



We received 80% agree, 20% strongly agree feedback for the college has good ambience for effective delivery of the academic process in our department

9. The college has enough relevant resources which are updated regularly for teaching learning purposes



- Strongly Disagree
- Disagree
- Neither Agree nor Disagree

We received 73% agree, 27% strongly agree feedback for the college has enough relevant resources which are updated regularly for teaching learning purposes

10. Enough opportunities are given for self-development



- Strongly Disagree
- Disagree
- Neither Agree nor Disagree

We received 47% agree, 53% strongly agree feedback for enough opportunities are given for self-development in our college

Dt Kanthigendran

HOD

HOD

PG & RESEARCH DEPARTMENT OF BIOCHEMISTRY
K.M.G. COLLEGE OF ARTS & SCIENCE

PRINCIPAL

PRINCIPAL

K.M.G. COLLEGE OF ARTS & SCIENCE
GUDIYATTAM - 635 803.
VELLORE DISTRICT

**K.M.G COLLEGE OF ARTS AND SCIENCE,
GUDIYATTAM - 635 803
PG AND RESEARCH DEPARTMENT OF BIOCHEMISTRY
Action Taken Report on Teachers Feedback 2018-19**

Serial NO.	Areas Need Improvement/Suggestions	Action Taken
1	We received 73% agree, 27% strongly agree feedback for course outcomes are well defined and clear in our department	In an effort to keep Good feedback for course outcomes are well defined and clear in our department

HOD



HOD

PG & RESEARCH DEPARTMENT OF BIOCHEMISTRY
K.M.G. COLLEGE OF ARTS & SCIENCE

PRINCIPAL



PRINCIPAL
K.M.G. COLLEGE OF ARTS & SCIENCE
GUDIYATTAM - 635 803.

MICROBIOLOGY2018-2019
TEACHERS FEEDBACK ANALYSIS

1. Courses available in the program are adequate



Inference: 43% of Teachers had stated that the courses available in the program are adequate that was Strongly Agree, 43% of Teachers had stated that the courses available in the program are adequate that was Agree, 14% of Teachers had stated that the courses available in the program are adequate that was Neither Agree nor Disagree.

Action taken : We had received positive feed back hence we will maintain the same in the future academic years

2. Course content is relevant and need based



Inference: 43% of Teachers had stated that the course content is relevant and need based that was Strongly Agree. 43% of Teachers had stated that the course content is relevant and need based that was Agree. 14% of Teachers had stated that the course content is relevant and need based that was Neither Agree nor Disagree.

Action taken : We had received positive feed back hence we will maintain the same in the future academic years

3. Course outcomes are well defined and clear



Inference:

43% of Teachers had stated that the Course outcomes are well defined and clear that was Strongly Agree. 29% of Teachers had stated that the Course outcomes are well defined and clear that was Agree. 14% of Teachers had stated that the Course outcomes are well defined and clear that was Neither Agree nor Disagree. 14% of Teachers had stated that the Course outcomes are well defined and clear that was Disagree.

Action taken

We had received positive feed back hence we will maintain the same in the future academic years

4. Course contents have enough scope for development of analytical, logical, technical and creative skills to the students



Inference: 67% of Teachers had stated that the Course contents have enough scope for development of analytical, logical, technical and creative skills to the students that was Strongly Agree. 33% of Teachers had stated that the Course contents have enough scope for development of analytical, logical, technical and creative skills to the students that was Agree.

Action taken: We had received positive feed back hence we will maintain the same in the future academic years

5. Course activities (Internships / Field visit / Guest Lecturers / Assignments / Seminars / others) are relevant for development of various skills for employment and self –...



Inference:

57% of Teachers had stated that the Course activities (Internships / Field visit / Guest Lecturers / Assignments / Seminars / others) are relevant for development of various skills for employment and self – employment that was Agree. 43% of Teachers had stated that the Course activities (Internships / Field visit / Guest Lecturers / Assignments / Seminars / others) are relevant for development of various skills for employment and self – employment that was Strongly Agree.

Action taken : We had received positive feed back hence we will maintain the same in the future academic years

6. The syllabus has good balance between theory and application



Inference:

57% of Teachers had stated that the syllabus has good balance between theory and application that was Agree. 29% of Teachers had stated that the syllabus has good balance between theory and application that was Strongly Agree. 14% of Teachers had stated that the syllabus has good balance between theory and application was Strongly Disagree.

Action taken

We had received positive feed back hence we will maintain the same in the future academic years

7. Courses motivate students to use various resources that are available in the college and outside for their effective learning



Inference: 43% of Teachers had stated that the Courses motivate students to use various resources that are available in the college and outside for their effective learning that was Agree. 29% of Teachers had stated that the was Strongly Agree. 14% of Teachers are stated that the Courses motivate students to use various resources that are available in the college and outside for their effective learning that was Strongly Disagree. 14% of Teachers had stated that the Courses motivate students to use various resources that are available in the college and outside for their effective learning that was neither agree nor Disagree.

Action taken : We had received positive feed back hence we will maintain the same in the future academic years

8. The college has good ambience for effective delivery of the academic process



Inference: 50% of Teachers had stated that the college has good ambience for effective delivery of the academic process that was Strongly Agree. 25% of Teachers had stated that the college has good ambience for effective delivery of the academic process that was Strongly Disagree. 25% of Teachers had stated that the college has good ambience for effective delivery of the academic process that was Agree.

Action taken : We had received positive feed back hence we will maintain the same in the future academic years

9. The college has enough relevant resources which are updated regularly for teaching learning purposes

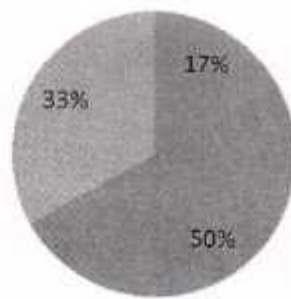


Inference:

43% of Teachers had stated that the college has enough relevant resources which are updated regularly for teaching learning purposes that was Strongly Agree. 43% of Teachers had stated that the college has enough relevant resources which are updated regularly for teaching learning purposes that was Agree. 14% of Teachers had stated that the college has enough relevant resources which are updated regularly for teaching learning purposes that was Strongly Disagree.

Action taken : We had received positive feed back hence we will maintain the same in the future academic years

10. Enough opportunities are given for self-development



- Strongly Disagree
- Disagree
- Neither Agree nor Disagree
- Agree


Inference:

50% of Teachers had stated that the Enough opportunities are given for self-development that was Agree. 33% of Teachers had stated that the Enough opportunities are given for self-development that was Strongly Agree. 17% of Teachers had stated that Enough opportunities are given for self-development that was Strongly Disagree.

Action taken


We had received positive feed back hence we will maintain the same in the future academic years


HEAD OF THE DEPARTMENT
PG & RESEARCH DEPARTMENT OF MICROBIOLOGY
K.M.G. COLLEGE OF ARTS & SCIENCE
GUDIYATTAM - 635 803


PRINCIPAL
K.M.G. COLLEGE OF ARTS & SCIENCE
GUDIYATTAM - 635 803.


2018-2019

COMMERCE-COMPUTER APPLICATIONS
TEACHERS FEEDBACK ANALYSIS




Inference:

The above table showed that 100% of the teachers agreed that courses available in the program are adequate.



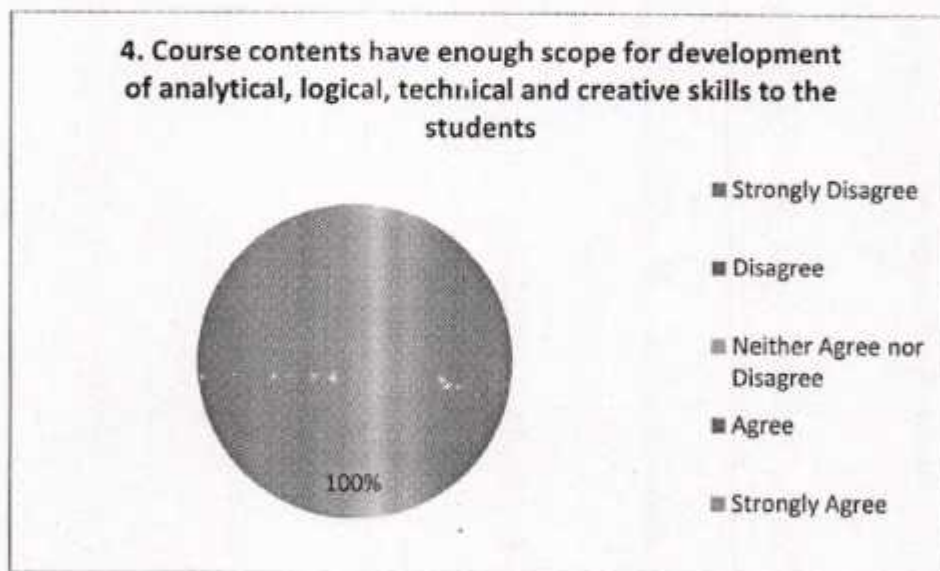
Inference:

The above table showed that 50% of the teachers strongly agreed that courses content is relevant and need based and 50% of the teachers agreed that courses content is relevant and need based.



Inference:


The above table showed that 100% of the teachers agreed that courses outcomes are well defined and clear.



Inference:

The above table showed that 100% of the teachers agreed that courses content have enough scope for development of analytical, logical, technical and creative skills to the students.

5. Course activities (Internships / Field visit / Guest Lecturers / Assignments / Seminars / others) are relevant for development of various skills for employment and self – employment




- Strongly Disagree
- Disagree
- Neither Agree nor Disagree
- Agree

Inference:

The above table showed that 100% of the teachers agreed that courses activities are relevant for development of various skills for employment and self-employment.

6. The syllabus has good balance between theory and application




- Strongly Disagree
- Disagree
- Neither Agree nor Disagree
- Agree
- Strongly Agree

Inference:

The above table showed that 100% of the teachers agreed that the syllabus has good balance between theory and application.

7. Courses motivate students to use various resources that are available in the college and outside for their effective learning




- Strongly Disagree
- Disagree
- Neither Agree nor Disagree
- Agree
- Strongly Agree

Inference:

The above table showed that 100% of the teachers agreed that courses motivate students to use various resources that are available in the college and outside for their effective learning.

8. The college has good ambience for effective delivery of the academic process




- Strongly Disagree
- Disagree
- Neither Agree nor Disagree
- Agree
- Strongly Agree

Inference:

The above table showed that 100% of the teachers agreed that the college has good ambience for effective delivery of the academic process.

9. The college has enough relevant resources which are updated regularly for teaching learning purposes




- Strongly Disagree
- Disagree
- Neither Agree nor Disagree
- Agree
- Strongly Agree

Inference:

The above table showed that 100% of the teachers agreed that the college has enough relevant resources which are updated regularly for teaching learning purposes.

10. Enough opportunities are given for self-development




- Strongly Disagree
- Disagree
- Neither Agree nor Disagree
- Agree
- Strongly Agree

Inference:

The above table showed that 100% of the teachers agreed that enough opportunities are given for self-development.

ACTION TAKEN:

Based on the above analysis the teachers feedback were excellent and very good. So our college sustain the same and improve based on the need.

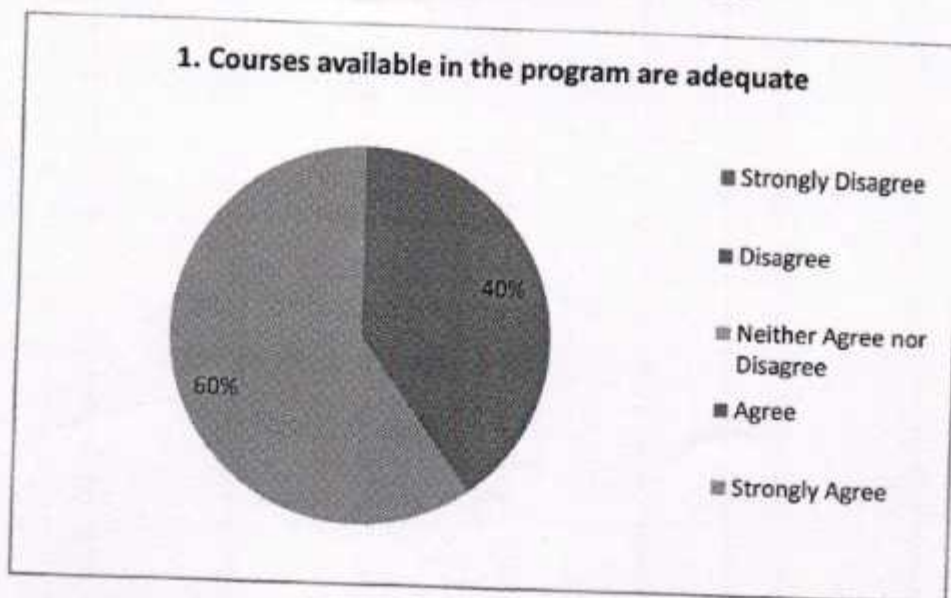

HOD

PG Department of Commerce (CA)
KMG College of Arts and Science,
Gudiyattam - 635 803, Vellore Dist.


PRINCIPAL

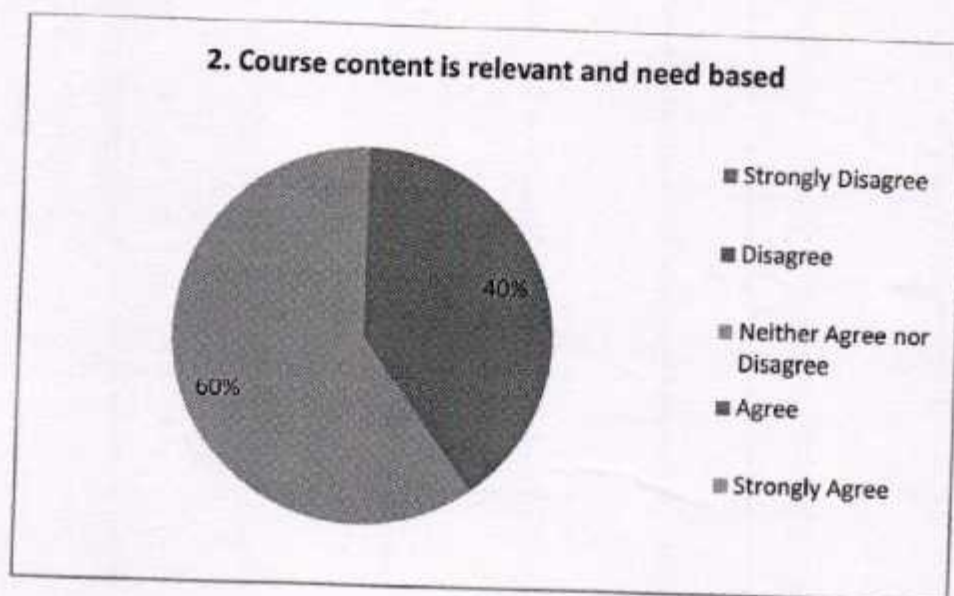
K.M.G. COLLEGE OF ARTS & SCIENCE
GUDIYATTAM - 635 803,
VELLORE DISTRICT

KMG COLLEGE OF ARTS AND SCIENCE
PG AND RESEARCH DEPARTMENT OF CHEMISTRY
TEACHERS FEEDBACK 2018-2019



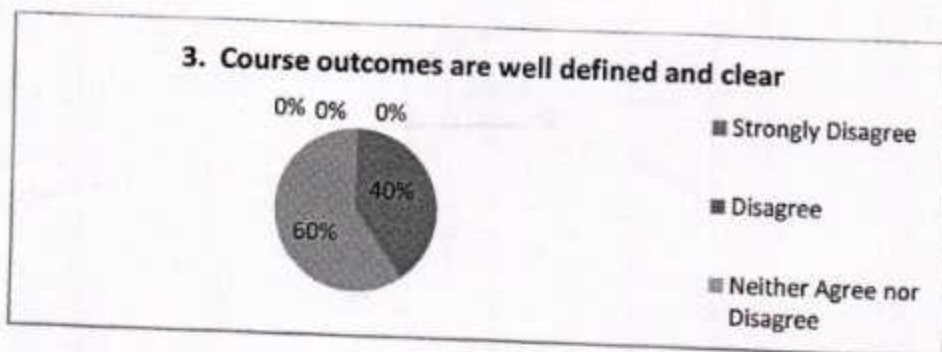
Inference:

The above table showed that 60 % of the teachers were strongly agreed that courses available in the program are adequate and 40 % of the teachers were agreed that courses available in the program are adequate.



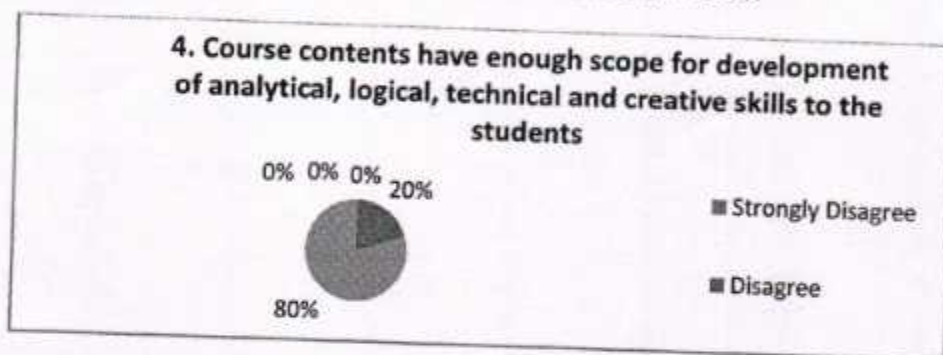
Inference:

The above table showed that 60 % of the teachers were strongly agreed and 40 % of the teachers were agreed that courses content is relevant.



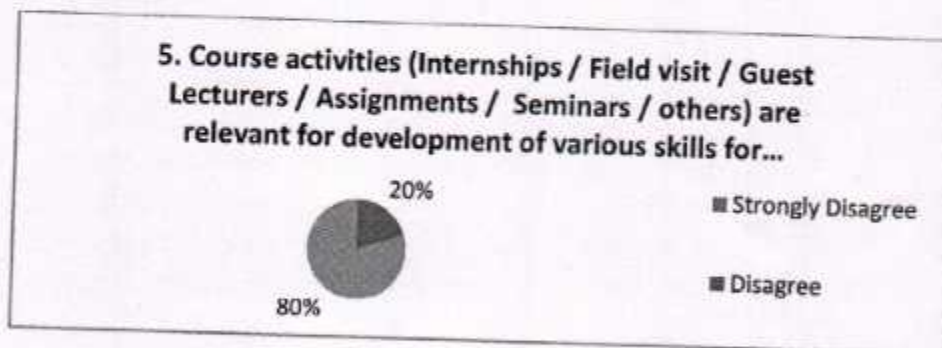
Inference:

The above table showed that 60% of the teachers were strongly agreed and 40 % of the teachers were agreed that courses outcomes are well defined and clear.



Inference:

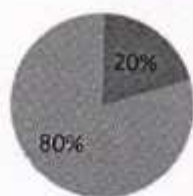
The above table showed that 80 % of the teachers were strongly agreed and 20 % of the teachers were agreed that courses content have enough scope for development of analytical, logical, technical and creative skills to the students.



Inference:

The above table showed that 80 % of the teachers were strongly agreed and 20 % of the teachers were agreed that courses activities are relevant for development of various skills for employment and self-employment.

6. The syllabus has good balance between theory and application

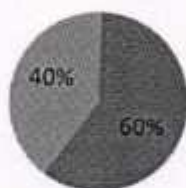


- Strongly Disagree
- Disagree
- Neither Agree nor Disagree

Inference:

The above table showed that 80 % of the teachers were strongly agreed and 20 % of the teachers were agreed that the syllabus has good balance between theory and application.

7. Courses motivate students to use various resources that are available in the college and outside for their effective learning

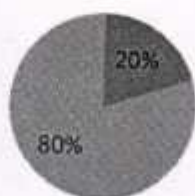


- Strongly Disagree
- Disagree
- Neither Agree nor Disagree

Inference:

The above table showed that 40 % of the teachers were strongly agreed and 60 % of the teachers were agreed that courses motivate students to use various resources that are available in the college and outside for their effective learning.

8. The college has good ambience for effective delivery of the academic process



- Strongly Disagree
- Disagree
- Neither Agree nor Disagree

Inference:

The above table showed that 80 % of the teachers were strongly agreed and 20 % of the teachers were agreed that the college has good ambience for effective delivery of the academic process.

9. The college has enough relevant resources which are updated regularly for teaching learning purposes

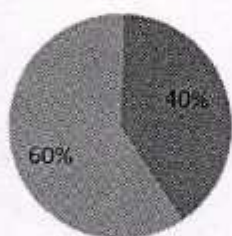


- Strongly Disagree
- Disagree
- Neither Agree nor Disagree

Inference:

The above table showed that 80 % of the teachers were strongly agreed and 20 % of the teachers were strongly agreed that the college has enough relevant resources which are updated regularly for teaching learning purposes.

10. Enough opportunities are given for self-development



- Strongly Disagree
- Disagree
- Neither Agree nor Disagree
- Agree

Inference:

The above table showed that 60 % of the teachers were strongly agreed and 40 % of the teachers strongly agreed that enough opportunities are given for self-development.

Action Taken:

Based on the above analysis it is concluded that the teacher's feedback were strongly agreed in the majority of the questions. So we follow the same and try to development the same on the need base.

M. S. Rvakanni
Head of the Department

HOD


**PG & RESEARCH DEPARTMENT OF CHEMISTRY
K.M.G. COLLEGE OF ARTS & SCIENCE**

Principal

PRINCIPAL

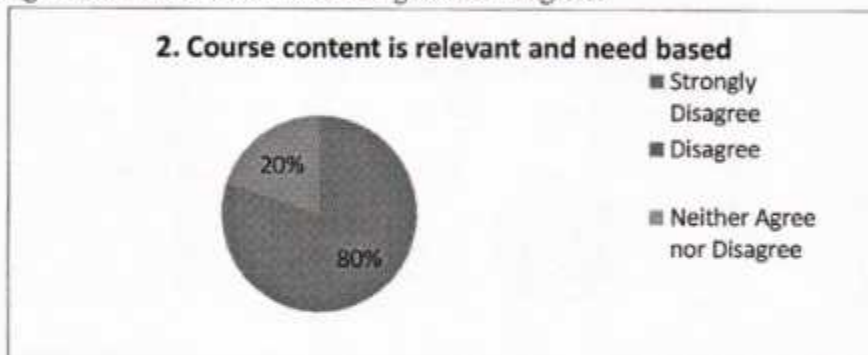
**K.M.G. COLLEGE OF ARTS & SCIENCE
GUDIYATTAM - 635 803.**

**2018-2019
ENGLISH
TEACHERS FEEDBACK ANALYSIS**



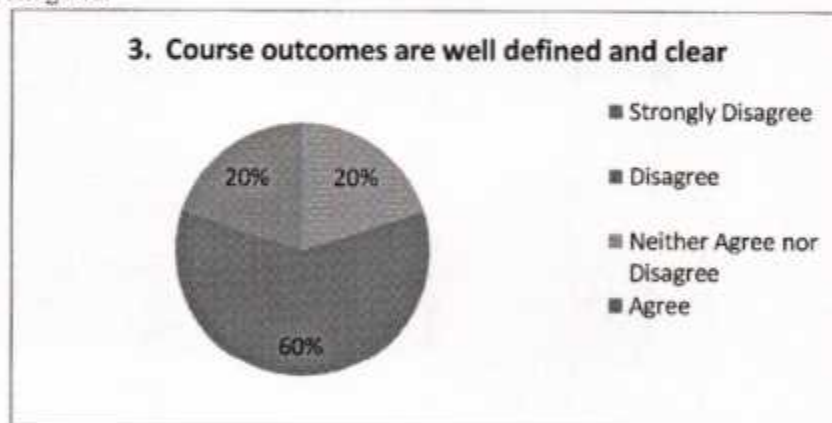
Analysis

The above pie chart showed that 20% of teachers strongly agreed course available in the program are adequate, 60% of teachers agreed and 20% of teachers neither agreed nor disagreed.



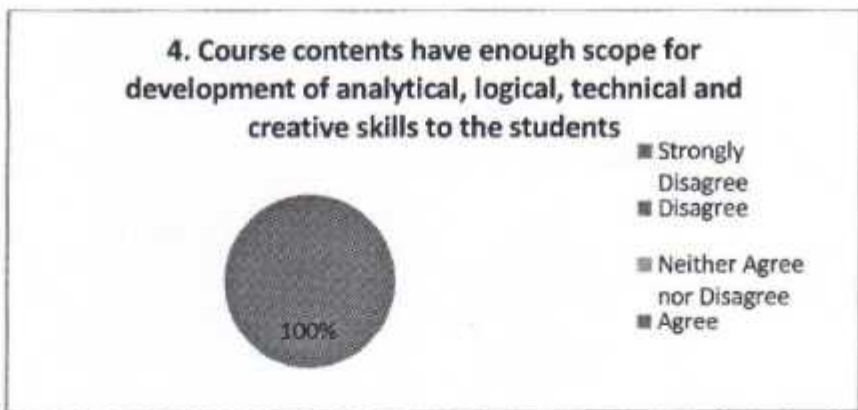
Analysis

The above pie chart showed that 80% of teachers agreed course content is relevant and need based and 20% of teachers strongly disagreed.



Analysis

The above pie chart showed that 20% of teachers strongly agreed course outcomes are well defined and clear, 60% of teachers agreed and 20% of teachers neither agreed nor disagreed.



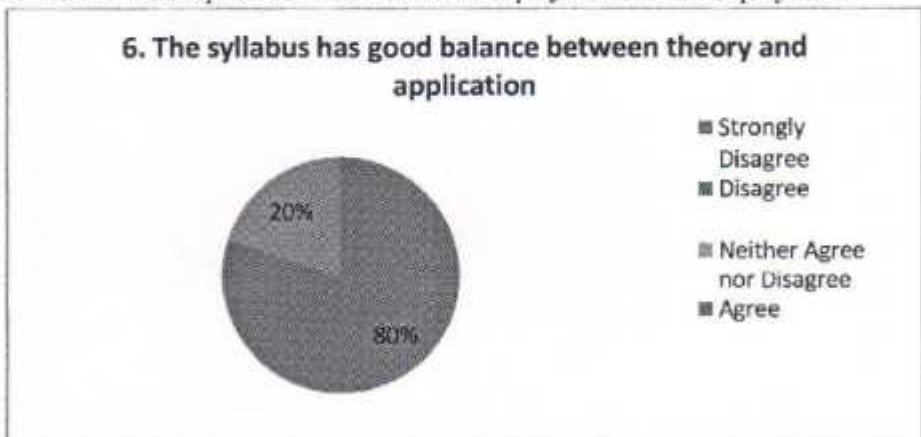
Analysis

The above pie chart showed that 100% of teachers s agreed course contents have enough scope for development of analytical, logical, technical and creative skills to the students.



Analysis

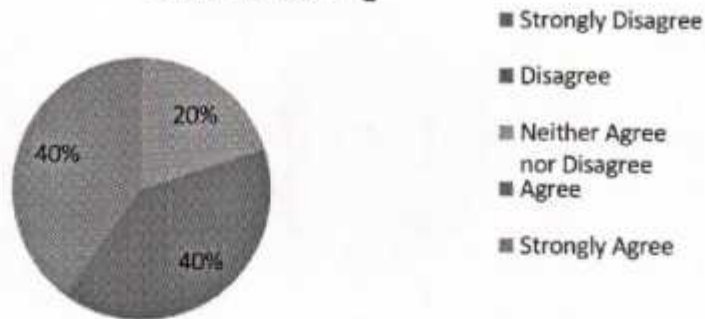
The above pie chart showed that 100% of teachers agreed course activities like internships,fieldvisit, seminar and others are relevant for development of various skills for employment and self-employment.



Analysis

The above pie chart showed that 20% of teachers agreed the syllabus has good balance between theory and application and 80% of teachers strongly agreed.

7. Courses motivate students to use various resources that are available in the college and outside for their effective learning



Analysis

The above pie chart showed that 40% of teachers strongly agreed courses motivate students to use various resources that are available in the college and outside for their effective learning, 40% of teachers agreed and 20% of teachers neither agreed nor disagreed.


8. The college has good ambience for effective delivery of the academic process



Analysis

The above pie chart showed that 40% of teachers strongly agreed the college has good ambience for effective delivery of the academic process and 60% of teachers agreed.

9. The college has enough relevant resources which are updated regularly for teaching learning purposes



Analysis

The above pie chart showed that 40% of teachers strongly agreed the college has enough relevant resources which are updated regularly for teaching learning purposes, 40% of teachers agreed and 20% of teachers neither agree nor disagreed.

10. Enough opportunities are given for self-development



- Strongly Disagree
- Disagree
- Neither Agree nor Disagree
- Agree
- Strongly Agree

Analysis

The above pie chart showed that 100% of teachers agreed the college provides enough opportunities for self-development.

ACTION TAKEN:

Majority of the Teacher's responses are Favorable and the department should maintain the same for the coming years and also improve some facilities based on the needs of the teacher.

for M. Suresh

HOD

HEAD OF THE DEPARTMENT
PG DEPARTMENT OF ENGLISH
K.M.G. COLLEGE OF ARTS & SCIENCE
GUDIYATTAM - 635 803

PRINCIPAL


PRINCIPAL

K.M.G. COLLEGE OF ARTS & SCIENCE
GUDIYATTAM - 635 803.

DEPARTMENT OF MATHEMATICS

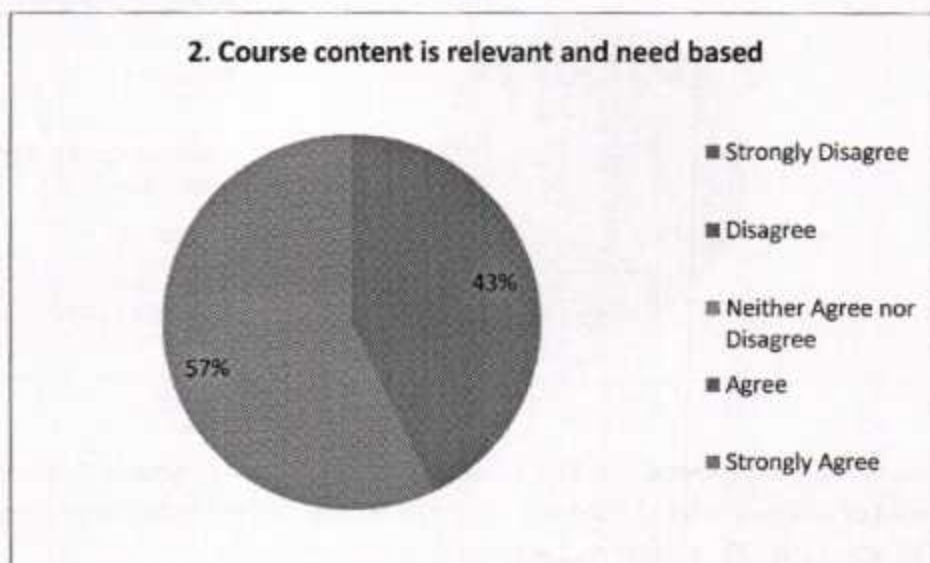
TEACHERS FEEDBACK ANALYSIS

2018-2019



Analysis:

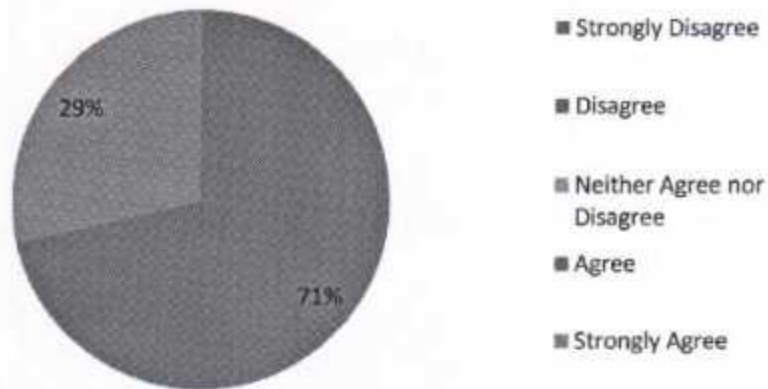
The above Pie chart showed that 14% of teachers felt that courses available in the program are adequate is strong agree and 86% of teachers felt agree.



Analysis:

The above Pie chart showed that 57% of teachers felt that course content is relevant and need based is strong agree and 43% of teachers felt agree.


3. Course outcomes are well defined and clear



Analysis:

The above Pie chart showed that 29% of teachers felt that course outcomes are well defined and clear is strong agree and 71% of teachers felt agree .

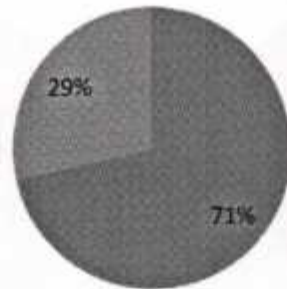
4. Course contents have enough scope for development of analytical, logical, technical and creative skills to the students



Analysis:

The above Pie chart showed that 13% of teachers felt that Course contents have enough scope for development of analytical, logical, technical and creative skills to the teachers are strong agree 25% of students felt agree and 62% of teachers felt Neither agree nor disagree.

5. Course activities (Internships / Field visit / Guest Lecturers / Assignments / Seminars / others) are relevant for development of various skills for employment and self – employment

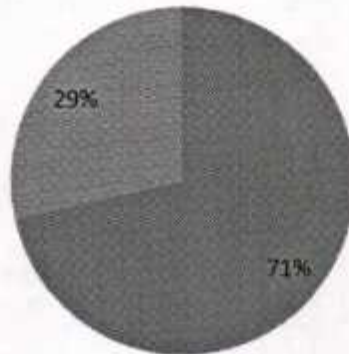


- Strongly Disagree
- Disagree
- Neither Agree nor Disagree
- Agree
- Strongly Agree

Analysis:

The above Pie chart showed that 29% of teachers felt that Course activities are strong agree and 71% of teachers felt agree.

6. The syllabus has good balance between theory and application




- Strongly Disagree
- Disagree
- Neither Agree nor Disagree
- Agree
- Strongly Agree

Analysis:

The above Pie chart showed that 29% of teachers felt that The syllabus has good balance between theory and application is strong agree and 71% of teachers felt agree.

7. Courses motivate students to use various resources that are available in the college and outside for their effective learning

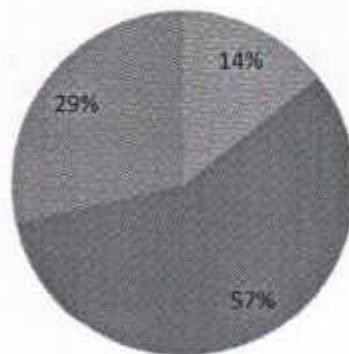


- Strongly Disagree
- Disagree
- Neither Agree nor Disagree
- Agree
- Strongly Agree

Analysis:

The above Pie chart showed that 29% of teachers felt that Courses motivate students to use various resources that are available in the college and outside for their effective learning is strong agree and 71% of teachers felt agree.

8. The college has good ambience for effective delivery of the academic process

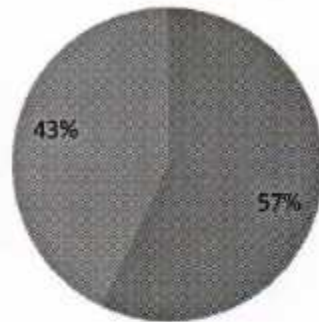


- Strongly Disagree
- Disagree
- Neither Agree nor Disagree
- Agree
- Strongly Agree

Analysis:

The above Pie chart showed that 29% of teachers felt that The college has good ambience for effective delivery of the academic process is strong agree ,57% of teachers felt agree and 14% of teachers felt neither agree nor disagree .

9. The college has enough relevant resources which are updated regularly for teaching learning purposes

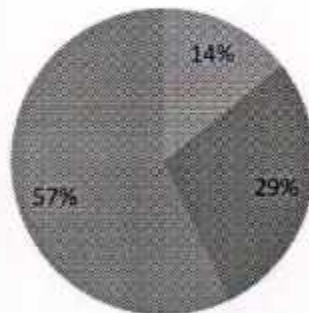


- Strongly Disagree
- Disagree
- Neither Agree nor Disagree
- Agree
- Strongly Agree

Analysis:

The above Pie chart showed that 43% of teachers felt that The college has enough relevant resources which are updated regularly for teaching learning purposes are strong agree and 57% of teachers felt agree .

10. Enough opportunities are given for self-development



- Strongly Disagree
- Disagree
- Neither Agree nor Disagree
- Agree
- Strongly Agree

Analysis:

The above Pie chart showed that 57% of teachers felt that Enough opportunities are given for self-development is strong agree , 29% of teachers felt agree and 14% of teachers felt Neither agree nor disagree.

ACTION TAKEN:

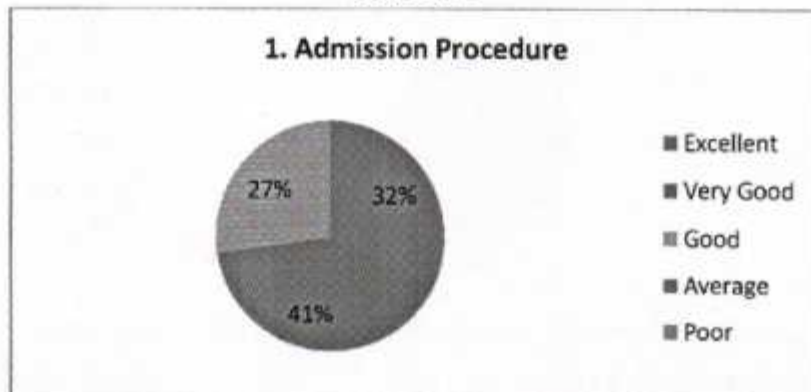
Majority of the Teachers responses are Favorable and the department should maintain the same for the coming years and also improve some facilities based on the needs of the Teachers.

N. Ravi
Head of the Department
HOD

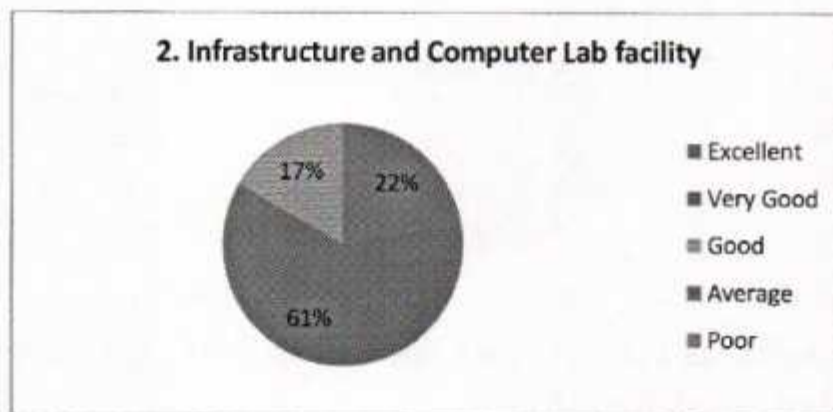
PG & RESEARCH DEPARTMENT OF MATHEMATICS
 K.M.G. COLLEGE OF ARTS & SCIENCE

[Signature]
Principal
PRINCIPAL
 K.M.G. COLLEGE OF ARTS & SCIENCE
 GUDYATTAM - 635 803.

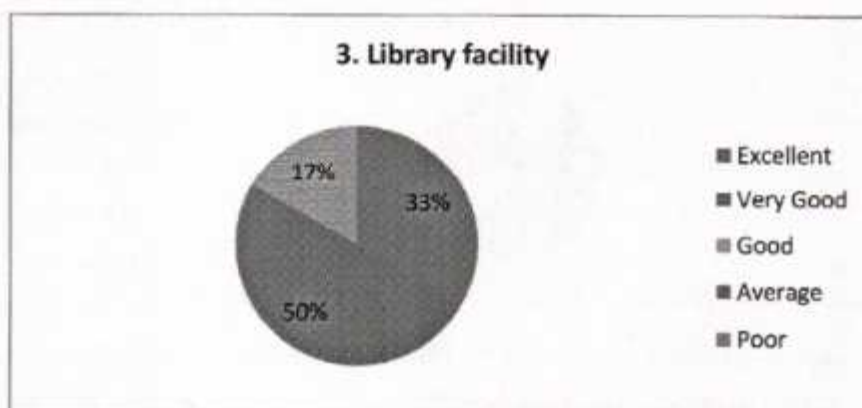
DEPARTMENT OF COMPUTER APPLICATIONS
PARENTS FEEDBACK ANALYSIS
2018-2019



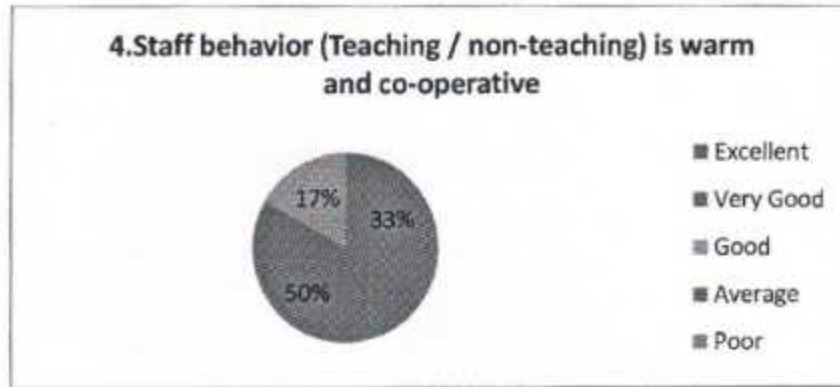
The result shows that 32% of respondents felt that “admission procedure” was excellent, 41% feels very good, and 27% good.



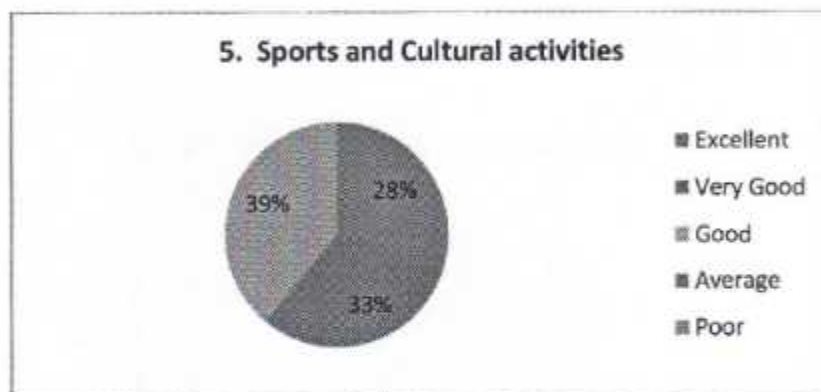
The result shows that 22% of respondents felt that “infrastructure and Computer Lab facility” were excellent, 61% very good, and 17% good.



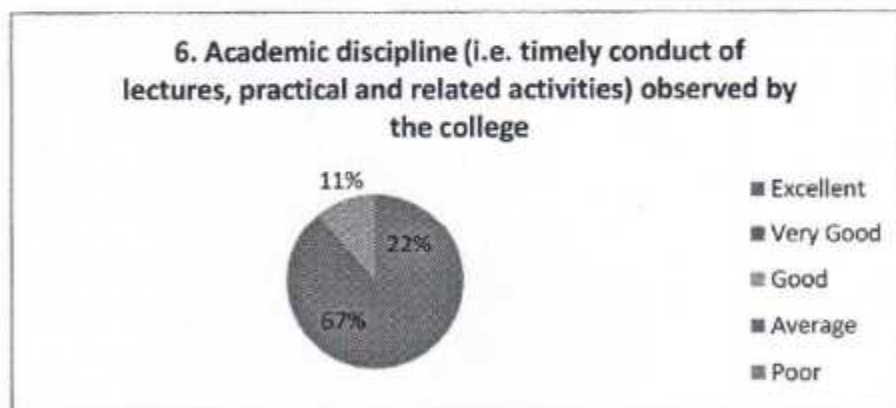
The result shows that 33% of respondents felt that “library facility” was excellent, 50% very good, and 17% good.



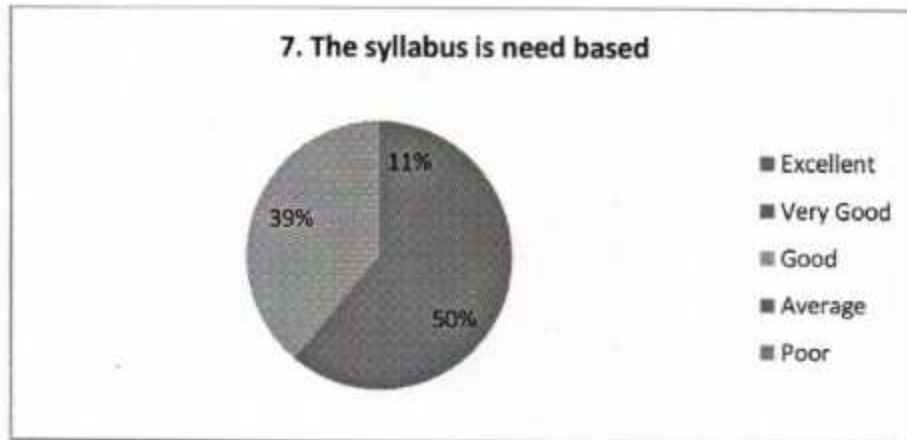
The result shows that 33% of respondents felt that “Staff behavior (Teaching / non-teaching) is warm and co-operative” was excellent, 50% very good, and 17% good.




The result shows that 28% of respondents felt that “Sports and Cultural activities” was excellent, 33% very good, and 39% good.



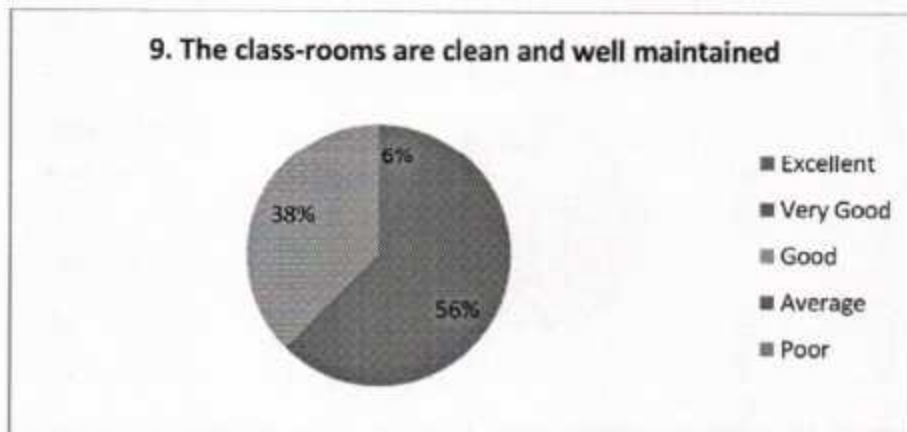
The result shows that 22% of respondents felt that “Academic discipline (i.e. timely conduct of lectures, practical and related activities) observed by the college” was excellent, 67% very good, and 11% good.



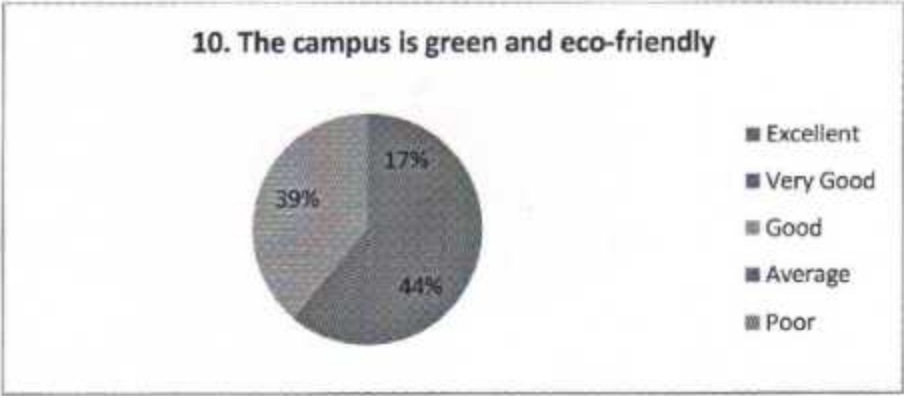
The result shows that 11% of respondents felt that “The syllabus is need based” was excellent, 50% very good, and 39% good.



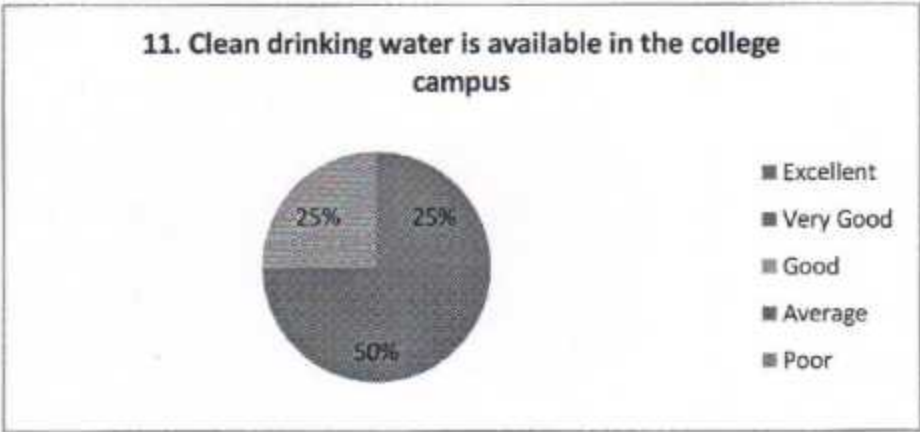
The result shows that 47% of respondents felt that “Toilets/washrooms are clean and properly maintained” were excellent and 53% good.



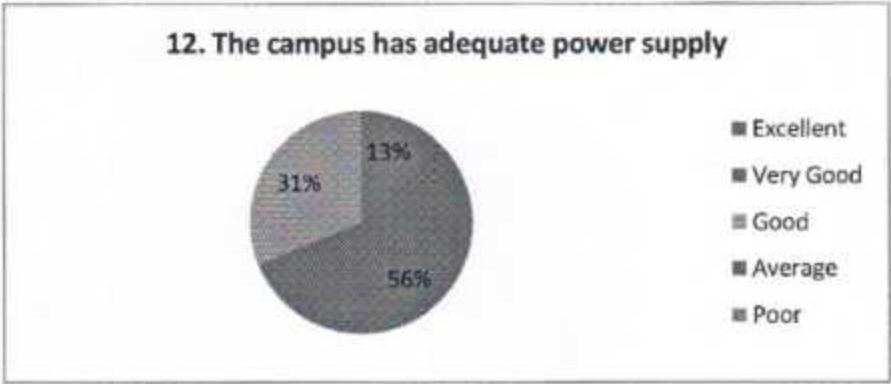
The result shows that 6% of respondents felt that “The class-rooms are clean and well maintained” was excellent, 56% very good, and 38% good.



The result shows that 17% of respondents felt that “The campus is green and eco-friendly” was excellent, 44% very good, and 39% good.



The result shows that 25% of respondents felt that “Clean drinking water is available in the college campus” was excellent, 50% very good, and 25% good.



The result shows that 13% of respondents felt that “The campus has adequate power supply” was excellent, 56% very good, and 31% good.

13. The functioning of the placement cell in the college is satisfactory



The result shows that 12% of respondents felt that "The functioning of the placement cell in the college is satisfactory" was excellent, 70% very good, and 18% good.

14. Continuous efforts are taken by the college to improve the quality of teaching and learning



The result shows that 35% of respondents felt that "Continuous efforts are taken by the college to improve the quality of teaching and learning" was excellent, 41% very good, and 24% good.

Action Taken:

We have received good response in all parameters. We are trying to sustain the same.

Head of the Department



Head Department of Computer Applications
KMG College of Arts & Science
Gudiyatham - 635 803


PRINCIPAL
K.M.G. COLLEGE OF ARTS & SCIENCE
GUDIYATTAM - 635 803.
VELLORE DISTRICT.

2018-2019

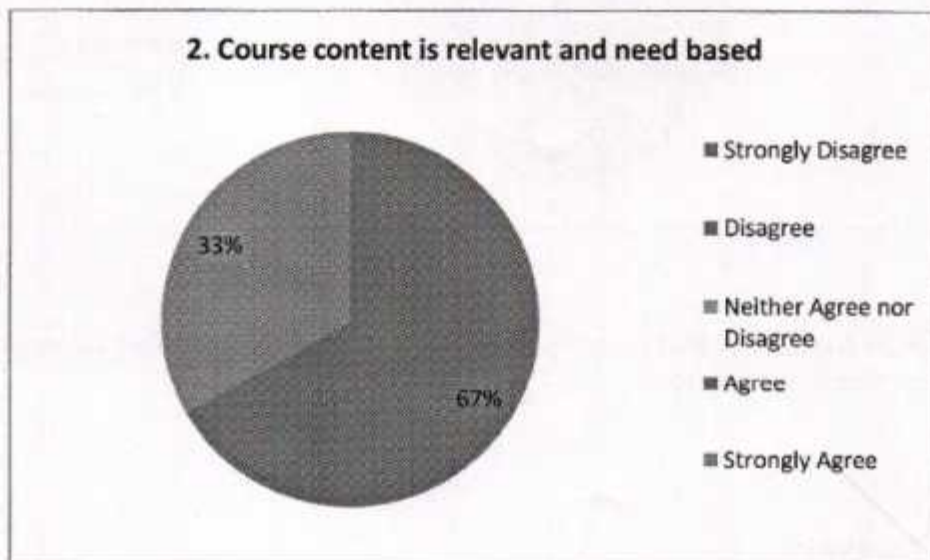
COMPUTER SCIENCE

TEACHERS FEEDBACK ANALYSIS



Analysis

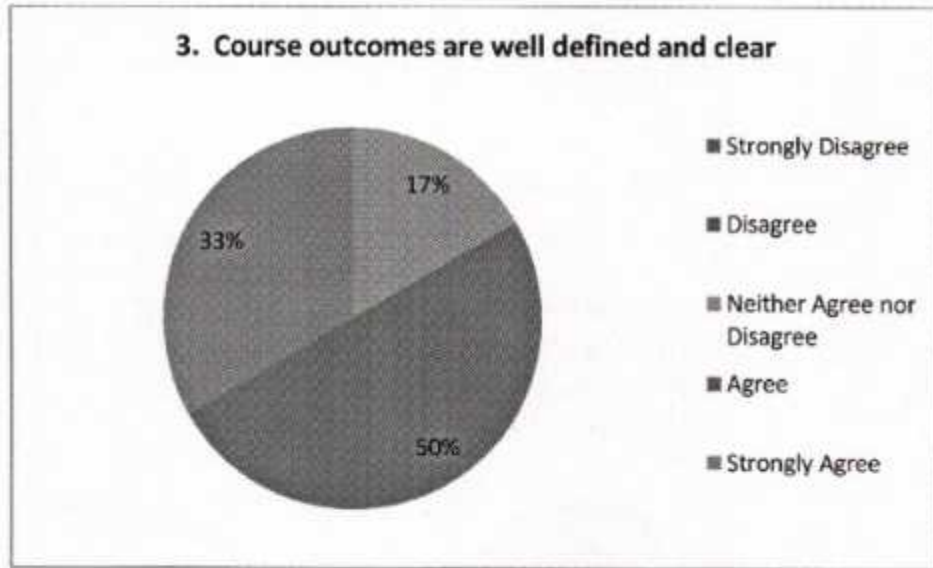
The above chart shows that 67% as respondents have given Strongly Agree , 33% respondents Agree for Course available in the program are adequate.



Analysis

The above chart shows that 67% as respondents have given Agree , 33% respondents Strongly Agree for Course content is relevant and need based.

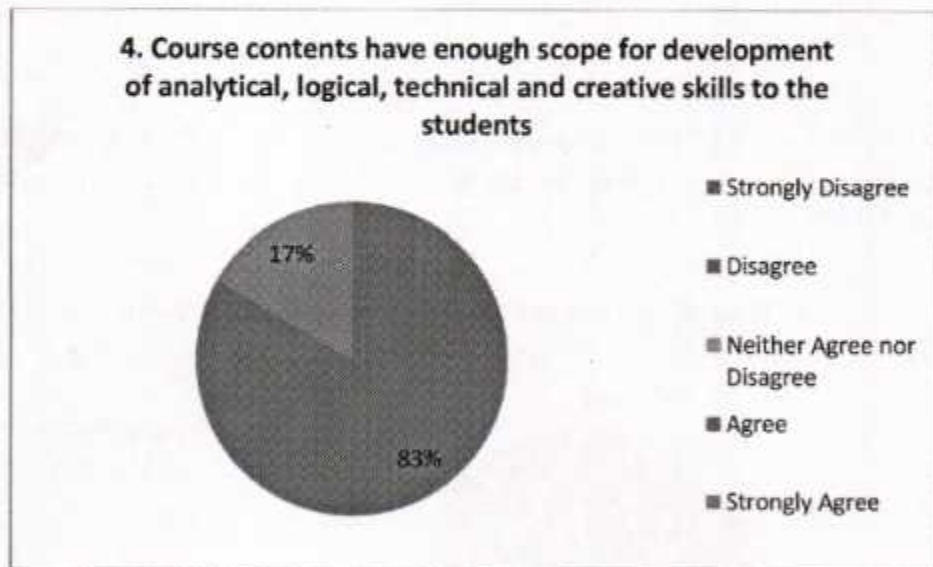
3. Course outcomes are well defined and clear



Analysis

The above chart shows that **50%** as respondents have given Agree , **33%** respondents Strongly Agree and **17%** respondents Neither Agree nor Disagree for Course outcomes are well defined and clear.


4. Course contents have enough scope for development of analytical, logical, technical and creative skills to the students



Analysis

The above chart shows that **83%** as respondents have given Strongly Agree , **17%** respondents Agree for Course contents have enough scope.

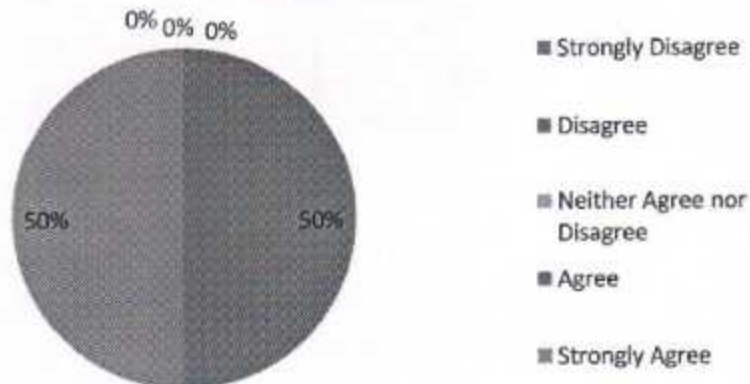
5. Course activities (Internships / Field visit / Guest Lecturers / Assignments / Seminars / others) are relevant for development of various skills for employment and self – employment



Analysis

The above chart shows that **67%** as respondents have given Agree , **33%** respondents Strongly Agree for Course activities are relevant for development of various skills for employment and self-employment.

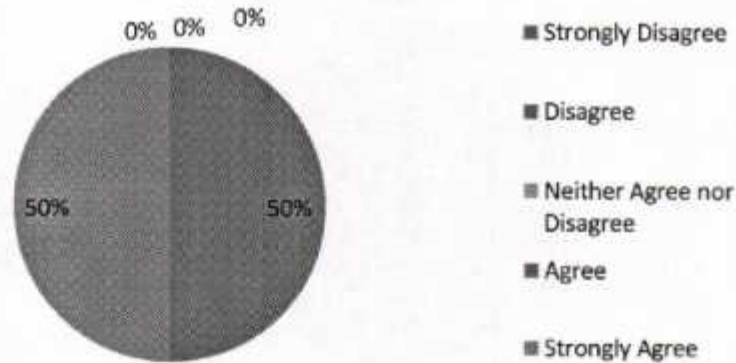
6. The syllabus has good balance between theory and application



Analysis

The above chart shows that **50%** as respondents have given Agree , **50%** respondents Strongly Agree for The syllabus has good balance between theory and application.

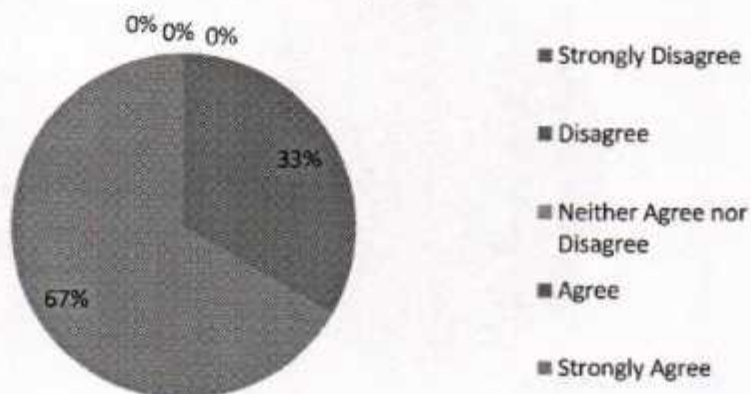
7. Courses motivate students to use various resources that are available in the college and outside for their effective learning



Analysis

The above chart shows that **50%** as respondents have given Strongly Agree , **50%** respondents Agree for Course motivate students to use various resources that are available in the college and outside for their effective learning.


8. The college has good ambience for effective delivery of the academic process



Analysis

The above chart shows that **67%** as respondents have given Strongly Agree , **33%** respondents Agree for The college has good ambience for effective delivery of the academic process.

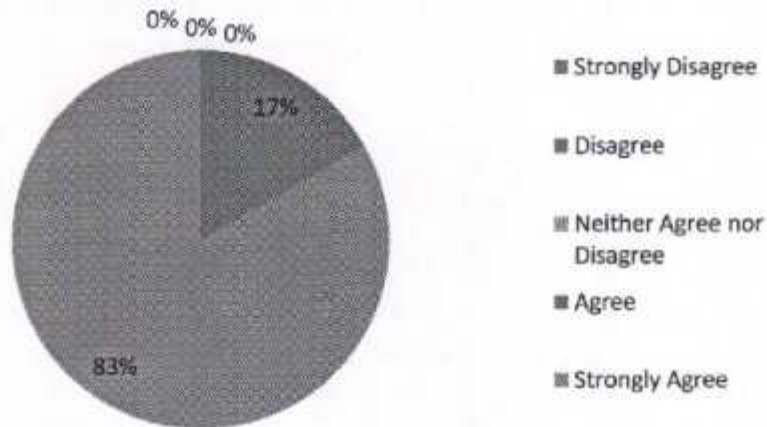
9. The college has enough relevant resources which are updated regularly for teaching learning purposes



Analysis

The above chart shows that **100%** as respondents have given Strongly Agree for The college has enough relevant resources which are updated regularly for teaching learning purposes.

10. Enough opportunities are given for self-development



Analysis

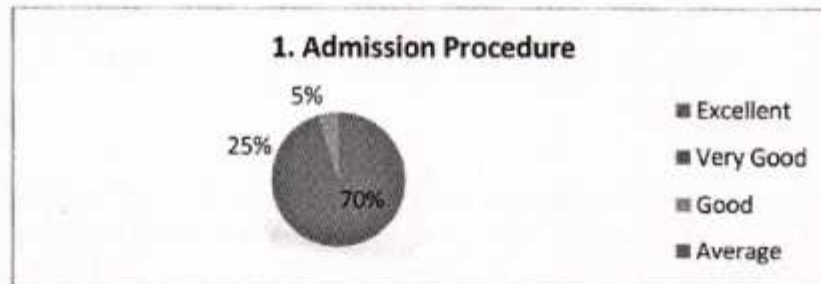
The above chart shows that **83%** as respondents have given Strongly Agree , **17%** respondents Agree for Enough opportunities are given for self-development.


Head of the Department

Prof. P DANIEL SUNDARRAJ, M.Sc., M.Phil
Assistant Professor & Head
Department of Computer Science
K.M.G. College of Arts & Science
R. S. Road, Ammanangkuppam
Gudiyattam - 635 803

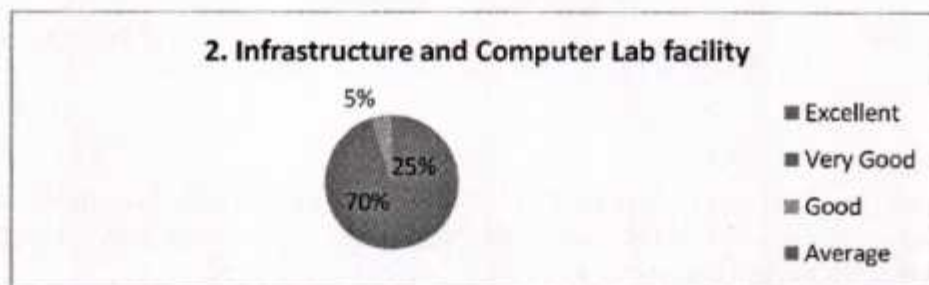

PRINCIPAL
K.M.G. COLLEGE OF ARTS & SCIENCE
GUDIYATTAM - 635 803.

K.M.G. COLLEGE OF ARTS AND SCIENCE
PG & RESEARCH DEPARTMENT OF COMMERCE
(2018-2019) PARENTS FEEDBACK ANALYSIS



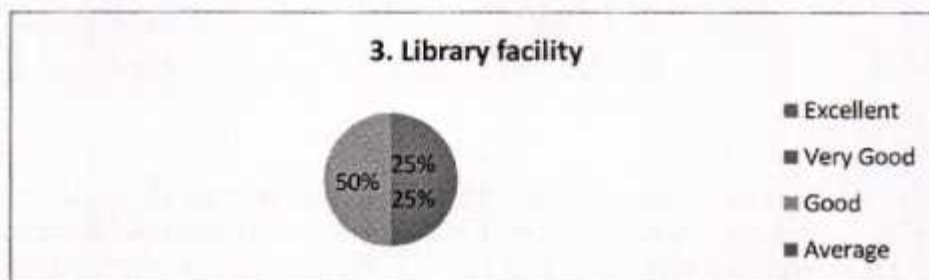
Inference:

Above pie chart showed that 70 % of the parents felt that admission procedures are excellent , 25% of the parents felt that admission procedure are very good and 5% of the parents felt that admission procedures are good.



Inference:

Above pie chart table showed that 25 % of the parents felt that infrastructure and computer lab facility are excellent, 75% of the parents felt that infrastructure and computer lab facility are very good and 5 % of the parents felt that infrastructure and computer lab facility are good.



Inference:

Above pie chart table showed that 25% of the parents felt library facilities are excellent , 25% of the parents felt that library facility are very good and 50%.

4. Staff behavior (Teaching / non-teaching) is warm and co-operative



Inference:

Above pie chart table showed that 40% of the parents felt that staff behaviour is warm and co-operation are very good and 45% of the parents felt that staff behaviour is warm and co-operation are good 15%.

5. Sports and Cultural activities



Inference:

Above pie chart table showed that 40 % of the parents felt that sports and cultural activities are excellent, 40% of the parents felt that sports and cultural activities are very good and 20% of the parents felt that sports and cultural activities are good.

6. Academic discipline (i.e. timely conduct of lectures, practical and related activities) observed by the college



Inference:

Above pie chart table showed that 10% of the parents felt that academic discipline observed by the college are very excellent, 65% of the parents felt that academic discipline observed by the college are very good and 25 % of the parents felt that academic discipline observed by the college are good.

7. The syllabus is need based



- Excellent
- Very Good
- Good
- Average

Inference:

Above pie chart table showed that 35 % of the parents felt that syllabus are excellent and need based, 20 % of the parents felt that syllabus are very good and need based and 45% of the parents felt that syllabus are average and need based.

8. Toilets/washrooms are clean and properly maintained



- Excellent
- Very Good
- Good
- Average

Inference:

Above pie chart table showed that 15% of the parents felt that excellent maintenance of toilets / washrooms, 70 % of the parents felt very good maintenance of toilets / washrooms and 15 % of the parents felt that very good maintenance of toilets / washrooms.

9. The class-rooms are clean and well maintained



- Excellent
- Very Good
- Good
- Average

Inference:

Above pie chart table showed that 35 % of the parents felt that excellent maintenance of class – rooms, 20 % of the parents felt that very good maintenance of class – rooms and 45 % of the parents felt that good maintenance of class – rooms.

10. The campus is green and eco-friendly



Inference:

Above pie chart table showed that 45 % of the parents felt that excellent campus and are green, eco-friendly, 50 % of the parents felt that very good campus and are green, eco-friendly, 5% of the parents felt that good campus and are green, eco-friendly and 5% of the parents felt that poor campus and are green, eco-friendly.

11. Clean drinking water is available in the college campus



Inference:

Above pie chart table showed that 15% of the parents felt that excellent drinking water is available in the college campus, 50% of the parents felt that very good drinking water is available in the college campus and 50 % of the parents felt that good drinking water is available in the college campus.

12. The campus has adequate power supply



Inference:

Above pie chart table showed that 15 % of the parents felt that excellent power supply in the campus, 40 % of the parents felt that very good power supply in the campus and 45 % of the parents felt that good power supply in the campus.

13. The functioning of the placement cell in the college is satisfactory



Inference:

Above pie chart table showed that 60 % of the parents felt that excellent functioning of placement cell in the college and 40 % of the parents felt that average functioning of placement cell in the college.

14. Continuous efforts are taken by the college to improve the quality of teaching and learning



Inference:

Above pie chart table showed that 25% of the parents felt that excellent improvement in the quality of teaching and learning, 60 % of the parents felt that very good improvement in the quality of teaching and learning and 15% of the parents felt that good improvement in the quality of teaching and learning.

ACTION TAKEN

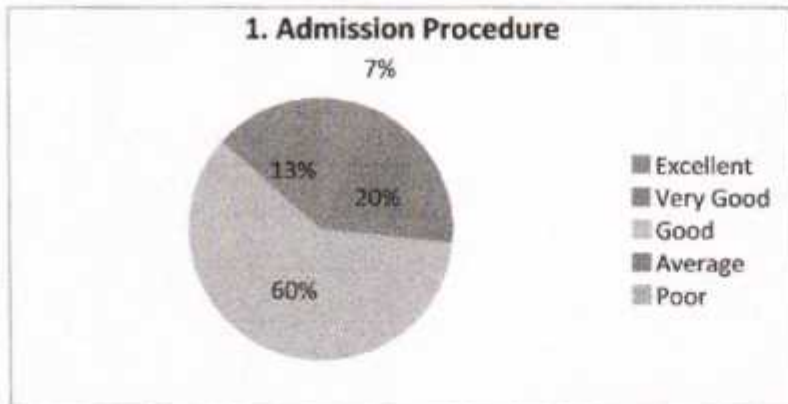
Based on the above analysis it is concluded that the student's feedback were strongly agreed in the majority of the questions. So we try to sustain the same and improve on the need base.


Head of the Department


Principal

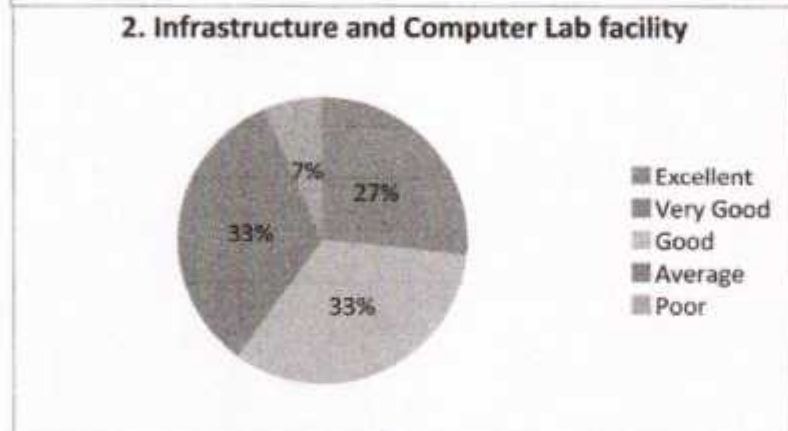
PRINCIPAL
K.M.G. COLLEGE OF ARTS & SCIENCES
GUDIYATTAM - 635 893.

DEPARTMENT OF BUSINESS ADMINISTRATION
PARENTS FEEDBACK ANALYSIS



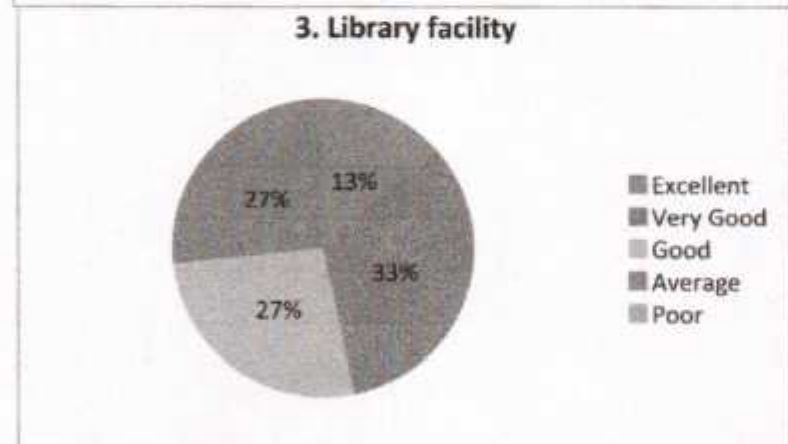
Inferences:

The admission procedure in the college is 60% of parents said that good; 20% of parents said that very good; 13% of parents said that average; 7% of parents said that excellent.



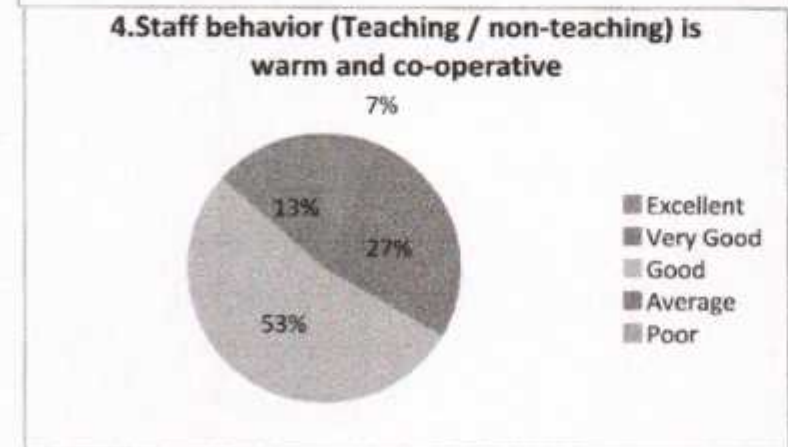
Inferences:

The infrastructure and computer lab facility in college is 33% of parents stated that good; 33% of parents stated that average; 27% of parents stated that excellent; 7% of parents stated that poor.



Inferences:


The library facility in the college campus is 33% of parents are very good; 27% of parents are good; 27% of parents are average; 13% of parents are excellent.



Inferences:

The staff behavior in college is warm and co-operative 53% of parents stated that good; 27% of parents stated that good; 13% of parents stated that average; 7% of parents stated that excellent.


5. Sports and Cultural activities



Inferences:

The sports and cultural activities in the college is 27% of parents said that poor; 20% of parents said that excellent; 20% of parents said that very good; 20% of parents said that average; 13% of parents said that good.


6. Academic discipline (i.e. timely conduct of lectures, practical and related activities) observed by the college



Inferences:

The academic discipline observed by the college is 60% of parents stated that good; 20% of parents stated that average; 13% of parents stated that very good; 7% of parents stated that excellent.

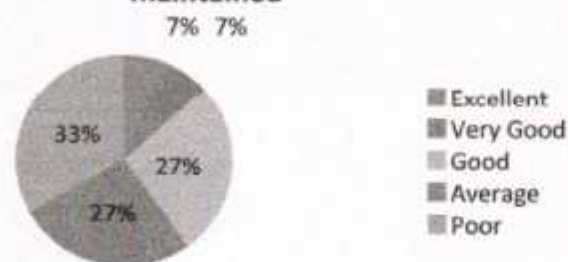
7. The syllabus is need based



Inferences:

The syllabus is need based in the course 47% of parents stated that good; 33% of parents stated that very good; 13% of parents stated that average; 7% of parents stated that excellent.

8. Toilets/washrooms are clean and properly maintained



Inferences:

The washrooms are clean and properly maintained in the college campus 33% of parents said that poor; 27% of parents said that average; 27% of parents said that good; 7% of parents said that very good; 6% of parents said that excellent.

Inferences:

The class room are clean and well maintained 47% of parents said that average; 20% of parents said that good; 13% of parents said that very good; 13% of parents said that

9. The class-rooms are clean and well maintained

7% 13%



excellent; 7% of parents said that poor.

10. The campus is green and eco-friendly

7% 7% 13%



Inferences:

The campus is green and eco-friendly 53% of parents said that good; 20% of parents said that very good; 13% of parents said that excellent; 7% of parents said that average; 7% of parents said that poor.

11. Clean drinking water is available in the college campus

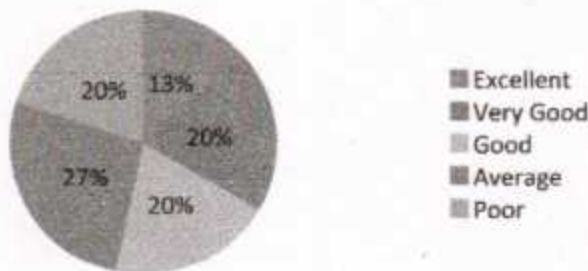
7% 7%



Inferences:

Clean drinking water is available in the college campus 33% of parents said that average; 27% of parents said that very good; 27% of parents said that good; 7% of parents said that poor; 6% of parents said that excellent.

12. The campus has adequate power supply



Inferences:

The campus has adequate power supply 27% of parents said that average; 20% of parents said that good; 20% of parents said that very good; 20% of parents said that poor; 13% of parents said that excellent.

13. The functioning of the placement cell in the college is satisfactory


13% 7%



Inferences:

The functioning of the placement cell in the college is satisfactory 33% of parents said that very good; 27% of parents said that good; 20% of parents said that average; 13% of parents said that poor; 7% of parents said that excellent.

14. Continuous efforts are taken by the college to improve the quality of teaching and learning



Inferences:

Continuous efforts are taken by the college to improve the quality of teaching and learning 40% of parents said that good; 27% of parents said that very good; 13% of parents said that average; 13% of parents said that poor; 7% of parents said that excellent.

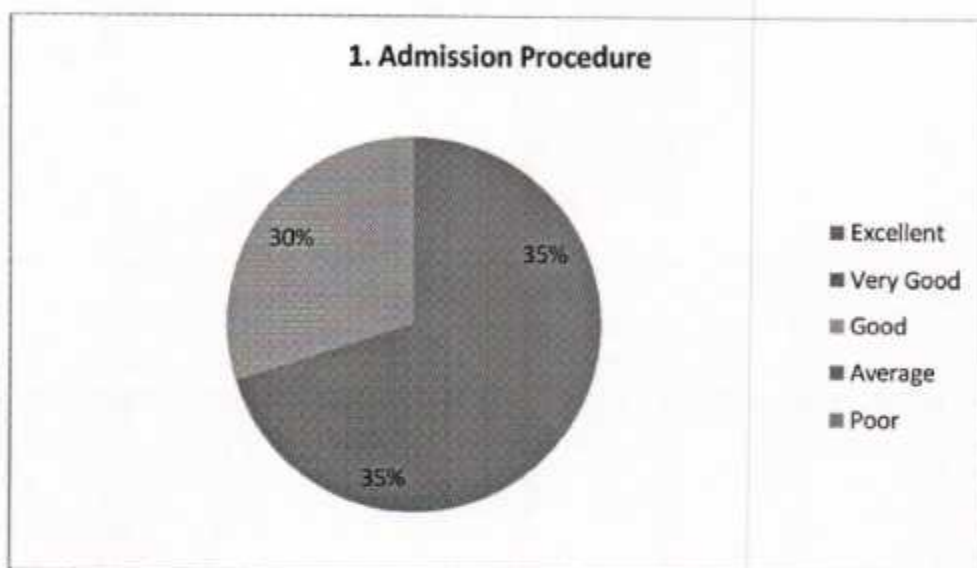
S. No.	FEEDBACK	ACTION TAKEN
1.	Infrastructure of the college library and lab facility	Well equipped lab are arranged for the students in the campus
2.	The sports and cultural activities in the college is 47% of parents said that poor	Students are encourage for outcampus events and in our college also
3.	The washrooms are clean and properly maintained in the college campus 40% of parents said that poor	The washroom was cleaned daily every two hour once

R. Manikandan
Head of the Department

Dr. R. MANIKANDAN, M.Sc.,(C.S),B.Ed.,M.B.A.,M.P.N.I.,P.H.D.,
HOD
Department of Business Administration
KMG College of Arst & Science
Gudiyattam.


[Signature]
Principal
K.M.G. COLLEGE OF ARTS & SCIENCE
GUDIYATTAM - 635 803.
VELLORE DISTRICT.

2018-2019
BIO-CHEMISTRY
PARENTS FEEDBACK ANALYSIS




We received 35% excellent, 35% very good, 30% good feedback for admission procedure in our department

2. Infrastructure and Computer Lab facility



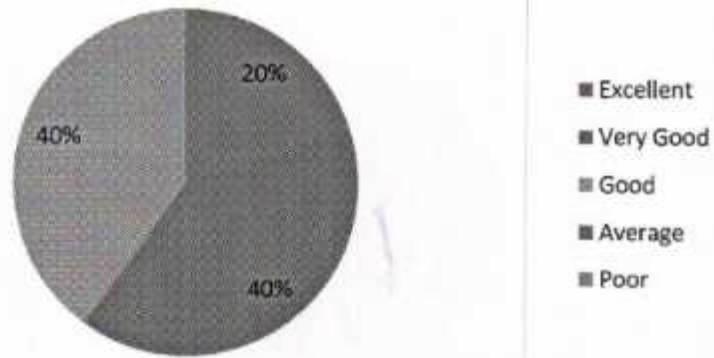
We received 30% excellent, 30% very good, 40% good feedback for Infrastructure and computer lab facility in our college

3. Library facility



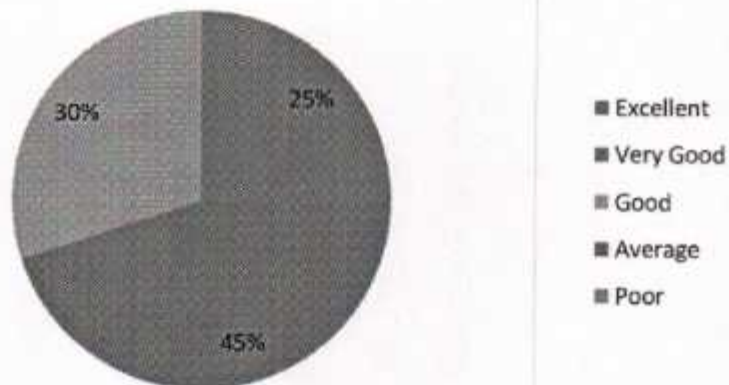
We received 25% excellent, 40% very good, 35% good feedback for Library facility in our college

4. Staff behavior (Teaching / non-teaching) is warm and co-operative




We received 20% excellent, 40% very good, 40% good feedback for Staff behavior [Teaching /non-teaching]is warm and co-operative in our department

5. Sports and Cultural activities



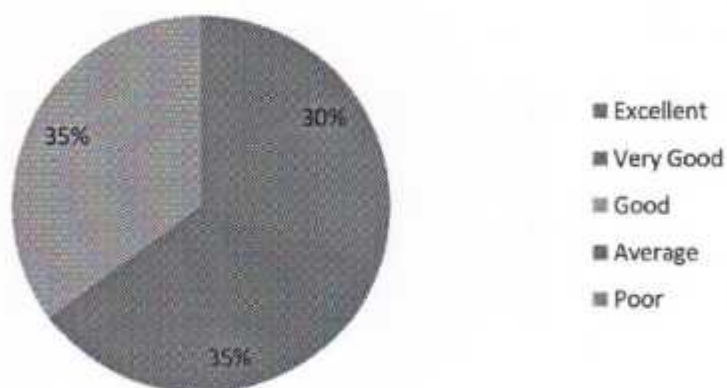
We received 25% excellent, 45% very good, 30% good feedback for Sports and cultural activities in our college.

6. Academic discipline (i.e. timely conduct of lectures, practical and related activities) observed by the college



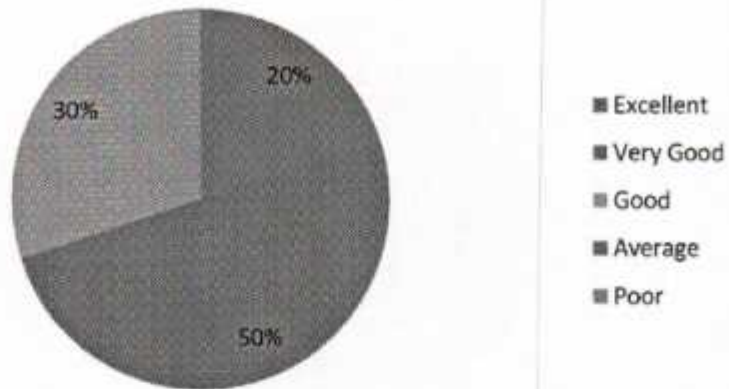
We received 20% excellent, 40% very good, 40% good feedback for Academic discipline [i.e. timely conduct of lectures, practical and related activities] observed by the college

7. The syllabus is need based



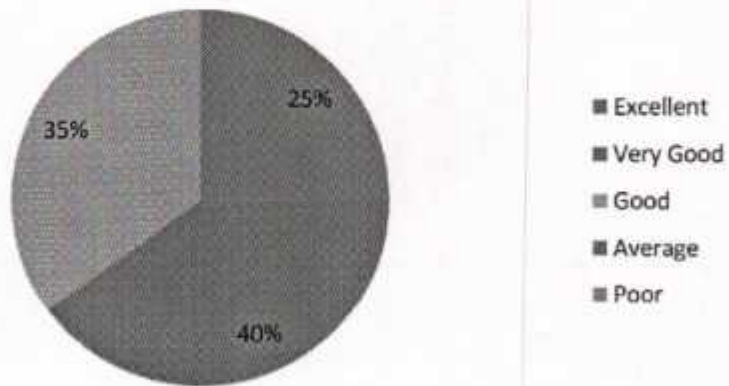
We received 30% excellent, 35% very good, 35% good feedback for the syllabus is need based in our department

8. Toilets/washrooms are clean and properly maintained

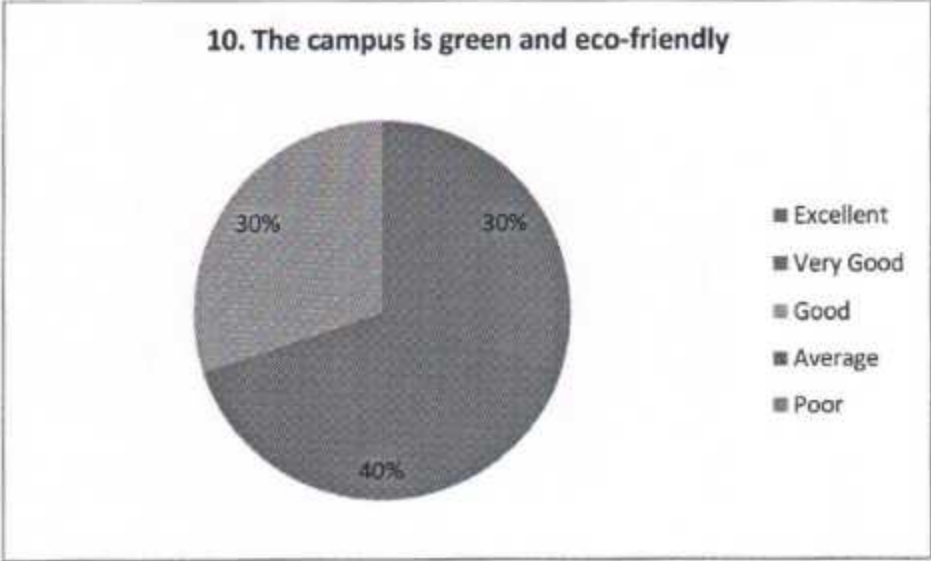


We received 20% excellent, 50% very good, 30% good feedback for Toilets /Washrooms are clean and properly maintained in our college

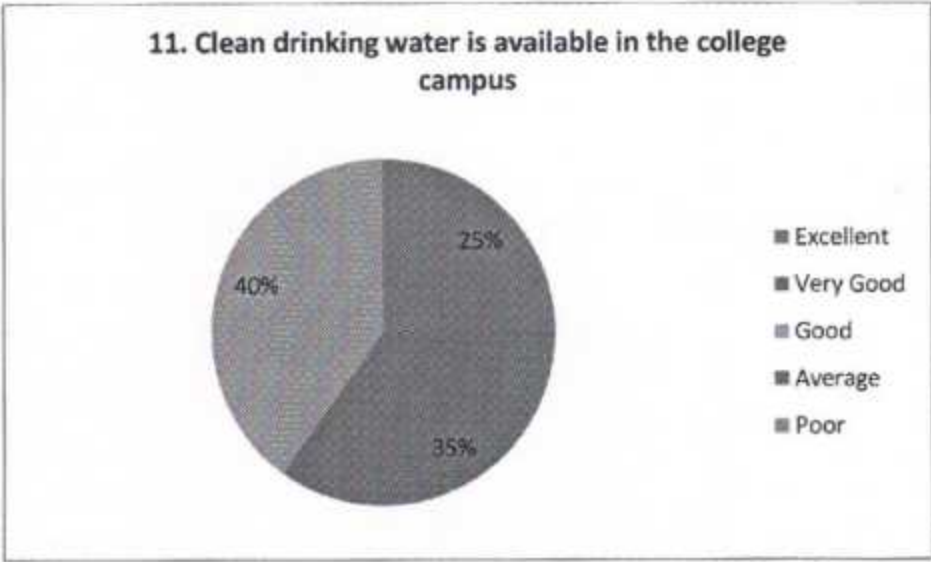
9. The class-rooms are clean and well maintained



We received 25% excellent, 40% very good, 35% good feedback for the classrooms are clean and well maintained in our college

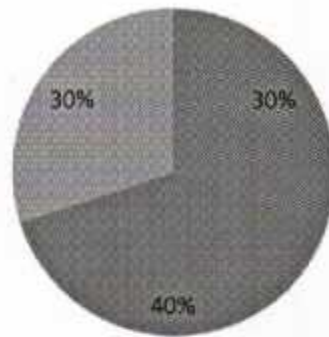


We received 30% excellent, 40% very good, 30% good feedback for campus is green and eco-friendly



We received 25% excellent, 35% very good, 40% good feedback for clean drinking water is available in the college campus

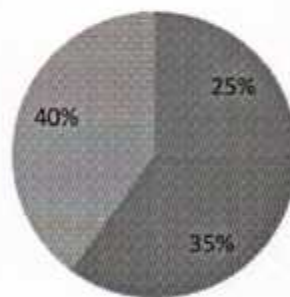
12. The campus has adequate power supply



- Excellent
- Very Good
- Good
- Average
- Poor

We received 30% excellent, 40% very good, 30% good feedback for the campus having adequate power supply

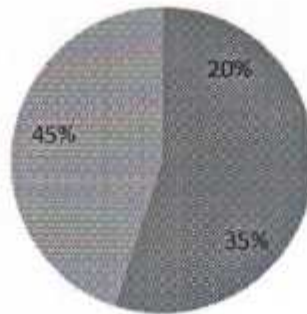
13. The functioning of the placement cell in the college is satisfactory



- Excellent
- Very Good
- Good
- Average
- Poor

We received 25% excellent, 35% very good, 40% good feedback for the functioning of the placement cell in the college is satisfactory.

14. Continuous efforts are taken by the college to improve the quality of teaching and learning



- Excellent
- Very Good
- Good
- Average
- Poor

We received 20% excellent, 35% very good, 45% good feedback for continuous efforts taken by the college to improve the quality of teaching and learning

I/c Karthi ganesan

Head of the Department

HOD

**PG & RESEARCH DEPARTMENT OF BIOCHEMISTRY
K.M.G. COLLEGE OF ARTS & SCIENCE**


[Signature]
Principal

PRINCIPAL

**K.M.G. COLLEGE OF ARTS & SCIENCE
GUDIYATTAM - 635 803.
VELLORE DISTRICT**

**K.M.G COLLEGE OF ARTS AND SCIENCE,
GUDIYATTAM - 635 803
PG AND RESEARCH DEPARTMENT OF BIOCHEMISTRY
Action Taken Report on Parents Feedback 2018-19**

S. NO.	Areas Need Improvement/Suggestions	Action Taken
1	We received 30% excellent, 30% very good, 40% good feedback for Infrastructure and computer lab facility in our college	We have made an effort to keep the level of Infrastructure and computer lab facility in our college

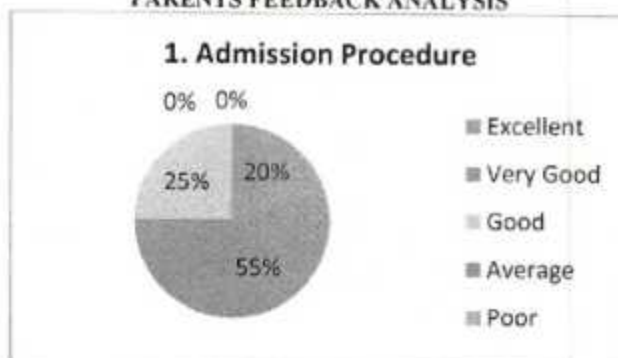

HOD

HOD
PG & RESEARCH DEPARTMENT OF BIOCHEMISTRY
K.M.G. COLLEGE OF ARTS & SCIENCE


PRINCIPAL

PRINCIPAL
K.M.G. COLLEGE OF ARTS & SCIENCE
GUDIYATTAM - 635 803.

**2018-2019
MICROBIOLOGY
PARENTS FEEDBACK ANALYSIS**

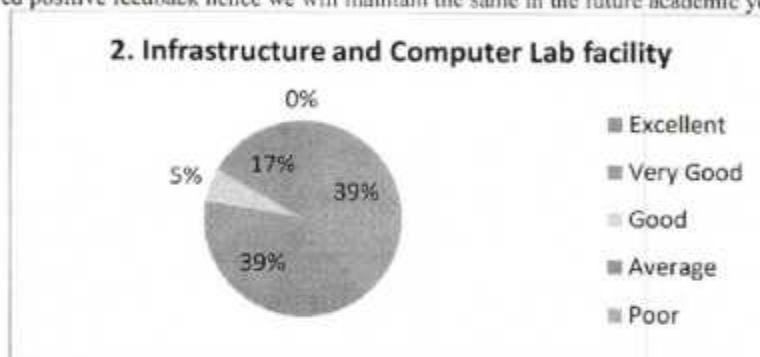


Inference:

55% of Parents had stated that the Admission procedure was Very Good; 25% of Parents had stated that the Admission procedure was Good; 20% of Parents had stated that the Admission procedure was Excellent.

Action Taken:

We had received positive feedback hence we will maintain the same in the future academic years.

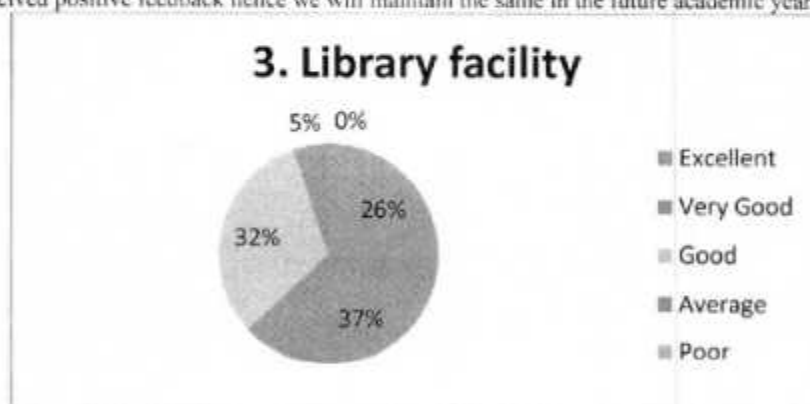


Inference:

39% of Parents had stated that the Infra structure and computer lab facilities was Very Good; 39% of Parents had stated that the Infra structure and computer lab facilities was Excellent; 5% of Parents had stated that the Infra structure and computer lab facilities was Good. 17% of Parents had stated that the Infra structure and computer lab facilities was average.

Action Taken:

We had received positive feedback hence we will maintain the same in the future academic years.



Inference:

37% of Parents had stated that the library facilities was Very Good; 32% of Parents had stated that the library facilities was Good; 26% of Parents had stated that the library facilities was Excellent. 5% of Parents had stated that the library facilities was average.

Action Taken:

We had received positive feedback hence we will maintain the same in the future academic years.

4. Staff behavior (Teaching / non-teaching) is warm and co-operative



Inference:

13% of Parents had stated that the staff behaviour was Good; 39% of Parents had stated that the staff behaviour was Excellent; 35% of Parents had stated that the staff behaviour was Very Good. 35% of Parents had stated that the staff behaviour was average

Action Taken:

We had received positive feedback hence we will maintain the same in the future academic years.

5. Sports and Cultural activities



Inference:

30% of Parents had stated that the sports and cultural activities was Good; 40% of Parents had stated that the sports and cultural activities was Very Good; 15% of Parents had stated that the sports and cultural activities was Excellent. 15% of Parents had stated that the sports and cultural activities was average

Action Taken:

We had received positive feedback hence we will maintain the same in the future academic years.

6. Academic discipline (i.e. timely conduct of lectures, practical and related activities) observed by the college



Inference:

35% of Parents had stated that the Academic Discipline was Very Good; 50% of Parents had stated that the Academic Discipline was Good; 15% of Parents had stated that the Academic Discipline was Excellent.

Action Taken:

We had received positive feedback hence we will maintain the same in the future academic years.

7. The syllabus is need based



Inference:

25% of Parents had stated that the syllabus was Good; 35% of Parents had stated that the syllabus was Very Good; 25% of Parents had stated that the syllabus was Excellent. 15% of Parents had stated that syllabus was Average.

Action Taken:

We had received positive feedback hence we will maintain the same in the future academic years.

8. Toilets/washrooms are clean and properly maintained




Inference:

25% of Parents had stated that the toilet maintenance was Very Good; 20% of Parents had stated that the toilet maintenance was Average; 30% of Parents had stated that the toilet maintenance was Good; 20% of Parents had stated that the toilet maintenance was Excellent; 5% of Parents had stated that the toilet maintenance was Poor.

Action Taken:

We had received positive feedback hence we will maintain the same in the future academic years.

9. The class-rooms are clean and well maintained

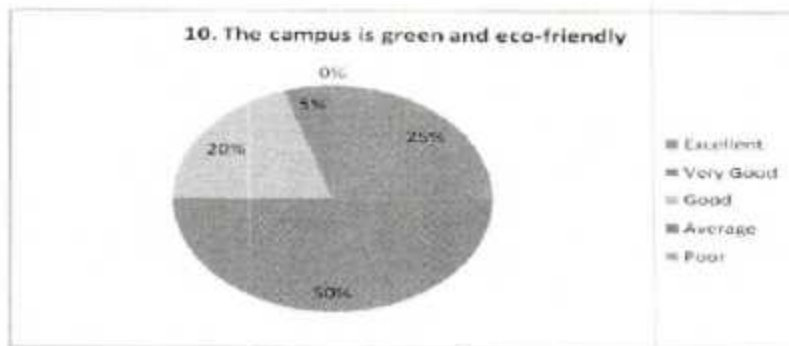


Inference:

20% of Parents had stated that the class room cleanliness was Good; 15% of Parents had stated that the class room cleanliness was Average; 35% of Parents had stated that the class room cleanliness was Very Good; 30% of Parents had stated that the class room cleanliness was Excellent.

Action Taken:

We had received positive feedback hence we will maintain the same in the future academic years.

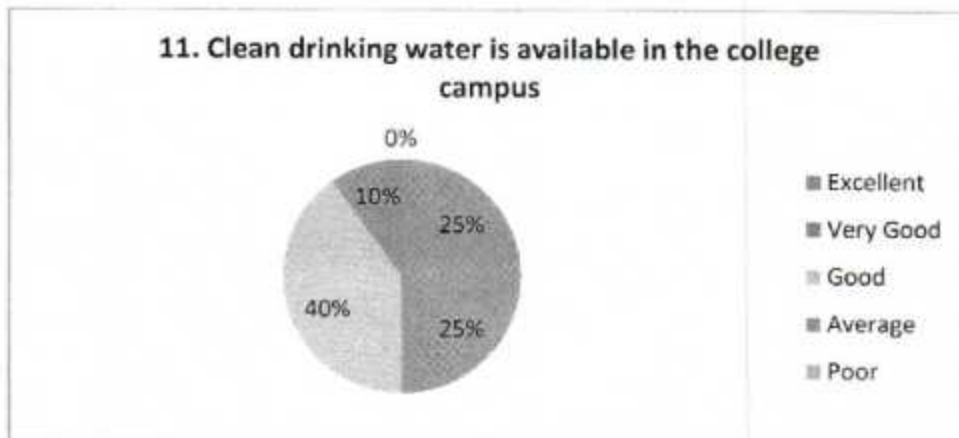


Inference:

50% of Parents had stated that the green campus was Very Good; 20% of Parents had stated that the green campus was Good 25% of Parents had stated that the green campus was Excellent. 5% of Parents had stated that green campus was Average.

Action Taken:

We had received positive feedback hence we will maintain the same in the future academic years.

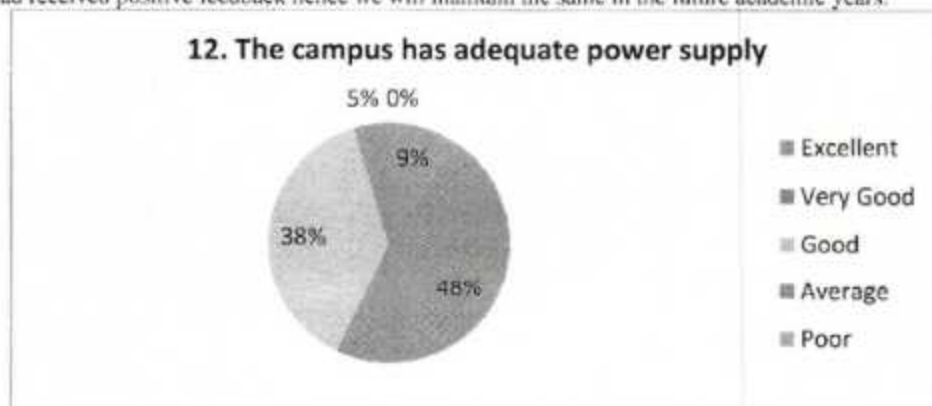


Inference:

25% of Parents had stated that the availability of clean drinking water was Very Good; 25% of Parents had stated that the availability of clean drinking water was Excellent; 40% of Parents had stated that the availability of clean drinking water was Good. 10% of Parents had stated that the availability of clean drinking water was Average.

Action Taken:

We had received positive feedback hence we will maintain the same in the future academic years.




Inference:

48% of Parents had stated that the adequate power supply was Very Good; 38% of Parents had stated that adequate power supply was Good; 9% of Parents had stated that the adequate power supply was Excellent. 5% of Parents had stated that the adequate power supply was Average.

Action Taken:

We had received positive feedback hence we will maintain the same in the future academic years.

13. The functioning of the placement cell in the college is satisfactory



- Excellent
- Very Good
- Good
- Average
- Poor

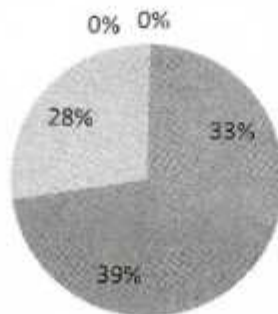
Inference:

55% of Parents had stated that the placement cell was Good; 40% of Parents had stated that the placement cell was Very Good; 5% of Parents had stated that the placement cell was Excellent.

Action Taken:

We had received positive feedback hence we will maintain the same in the future academic years.

14. Continuous efforts are taken by the college to improve the quality of teaching and learning



- Excellent
- Very Good
- Good
- Average
- Poor

Inference:

39% of Parents had stated that the quality of teaching and learning was Very Good; 28% of Parents had stated that the quality of teaching and learning was Good; 33% of Parents had stated that the quality of teaching and learning was Excellent;

Action Taken:

We had received positive feedback hence we will maintain the same in the future academic years.


Head of the Department

HEAD OF THE DEPARTMENT
PG & RESEARCH DEPARTMENT OF MICROBIOLOGY
K.M.G. COLLEGE OF ARTS & SCIENCE
GUDIYATTAM - 635 803

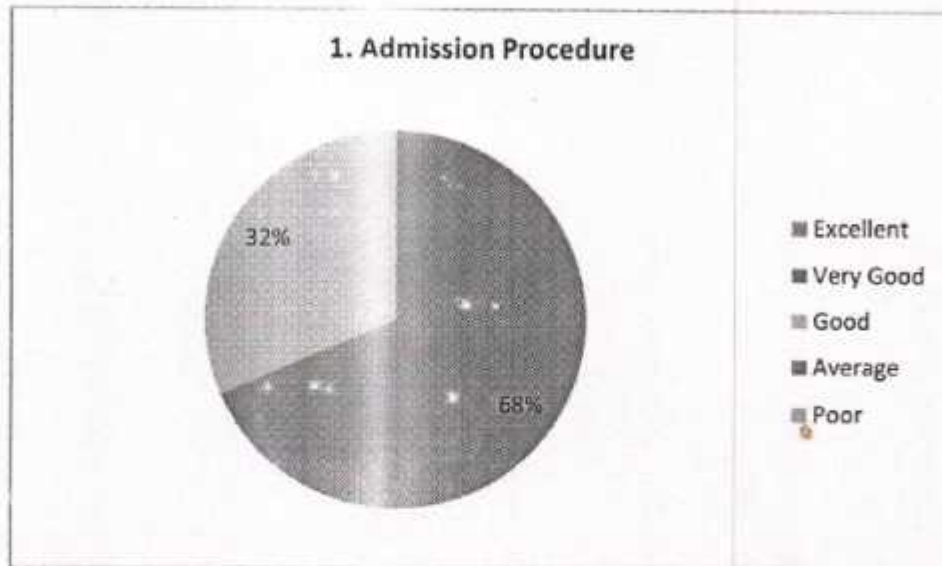

Principal

PRINCIPAL
K.M.G. COLLEGE OF ARTS & SCIENCE
GUDIYATTAM - 635 803.

2018-2019

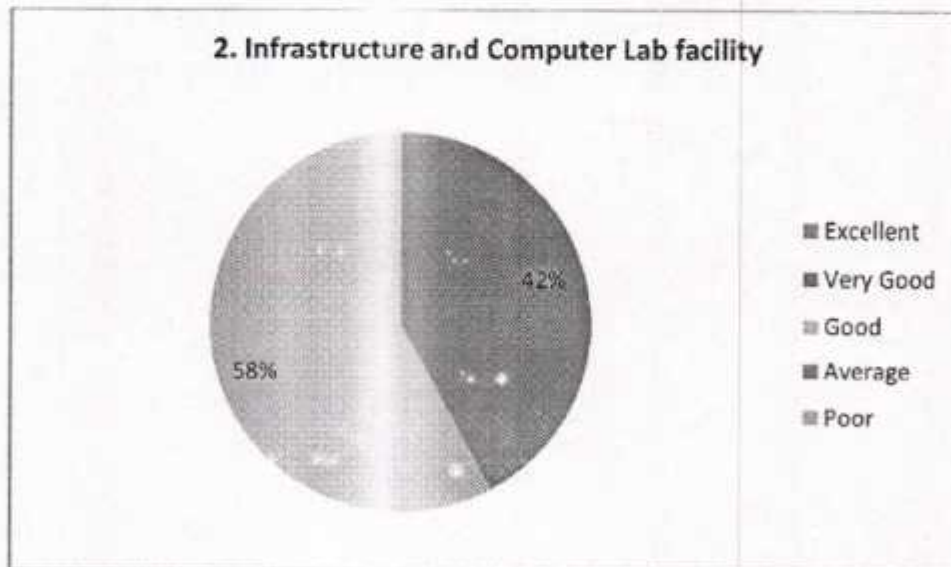
COMMERCE(COMPUTER APPLICATIONS)

PARENTS FEEDBACK ANALYSIS



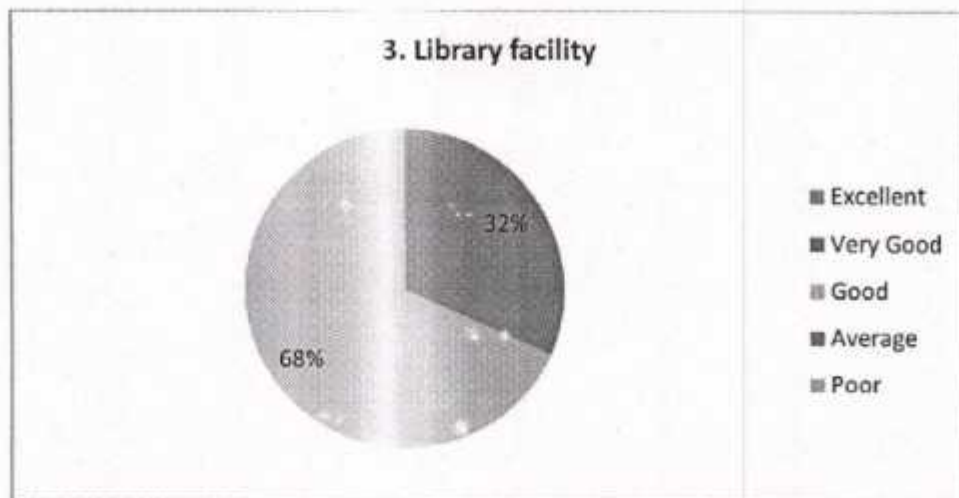
Inference:

Above table showed that 68 % of the parents felt that admission procedures are very good and 32% of the parents felt that admission procedure are good.



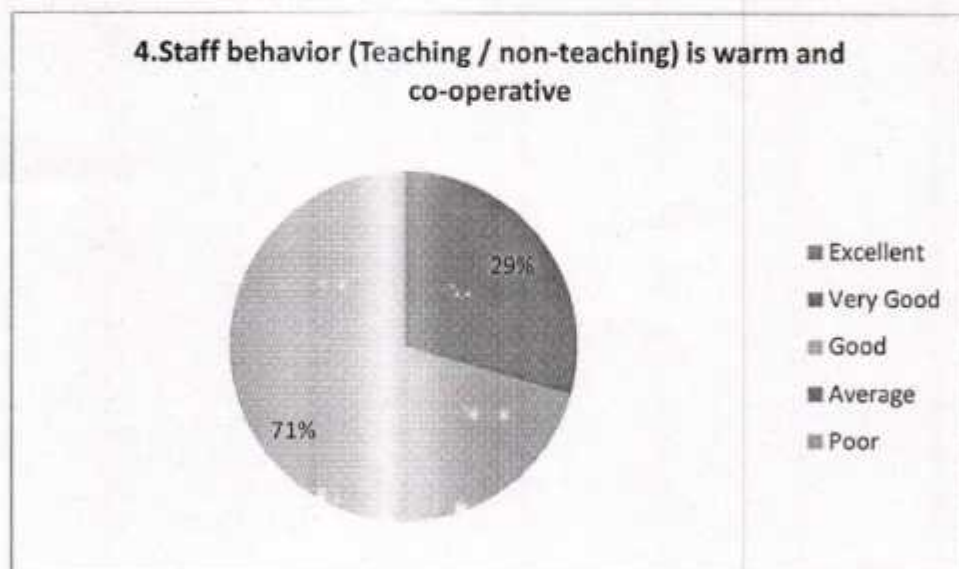
Inference:

Above table showed that 42 % of the parents felt that infrastructure and computer lab facility are very good and 58 % of the parents felt that infrastructure and computer lab facility are good.



Inference:

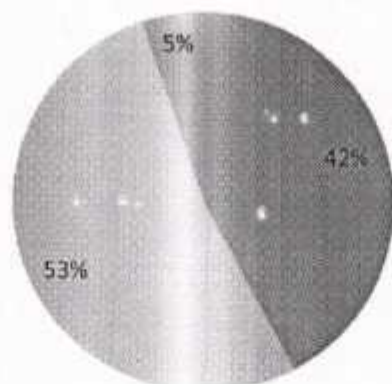
Above table showed that 32% of the parents felt library facility are very good and 68 % of the parents felt that library facility are good.



Inference:

Above table showed that 29% of the parents felt that staff behaviour is warm and co-operation are very good and 71% of the parents felt that staff behaviour is warm and co-operation are good.

5. Sports and Cultural activities

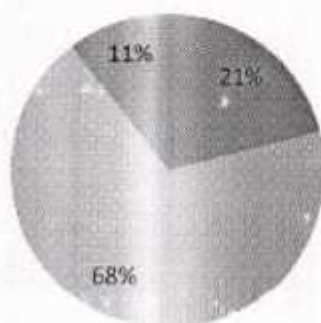


- Excellent
- Very Good
- Good
- Average
- Poor

Inference:

Above table showed that 42 % of the parents felt that sports and cultural activities are very good, 53 % of the parents felt that sports and cultural activities are good and 5% of the parents felt that sports and cultural activities are average.

6. Academic discipline (i.e. timely conduct of lectures, practical and related activities) observed by the college




- Excellent
- Very Good
- Good
- Average
- Poor

Inference:

Above table showed that 21% of the parents felt that academic discipline observed by the college are very good, 68% of the parents felt that academic discipline observed by the college are good and 11 % of the parents felt that academic discipline observed by the college are average.

7. The syllabus is need based

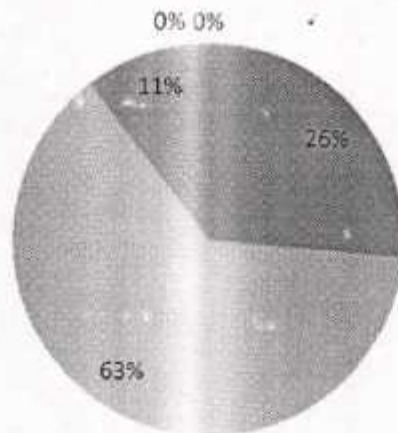


- Excellent
- Very Good
- Good
- Average
- Poor

Inference:

Above table showed that 47 % of the parents felt that syllabus are very good and need based, 42 % of the parents felt that syllabus are good and need based and 11% of the parents felt that syllabus are average and need based.

8. Toilets/washrooms are clean and properly maintained

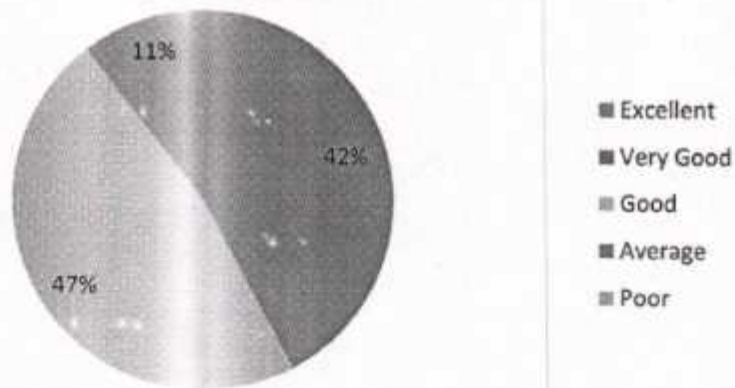


- Excellent
- Very Good
- Good
- Average
- Poor

Inference:

Above table showed that 26% of the parents felt that very good maintenance of toilets / washrooms, 63 % of the parents felt good maintenance of toilets / washrooms and 11 % of the parents felt that average maintenance of toilets / washrooms.


9. The class-rooms are clean and well maintained



Inference:

Above table showed that 42 % of the parents felt that very good maintenance of class – rooms, 47 % of the parents felt that good maintenance of class – rooms and 11 % of the parents felt that average maintenance of class – rooms.

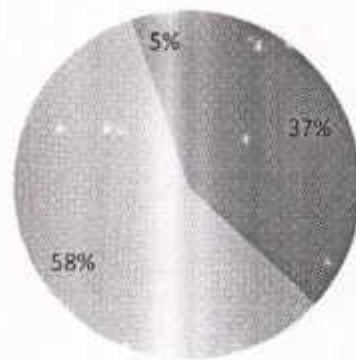
10. The campus is green and eco-friendly



Inference:

Above table showed that 35 % of the parents felt that very good campus and are green, eco-friendly, 59 % of the parents felt that good campus and are green, eco-friendly and 6% of the parents felt that average campus and are green, eco-friendly.

11. Clean drinking water is available in the college campus




- Excellent
- Very Good
- Good
- Average
- Poor

Inference:

Above table showed that 37% of the parents felt that very good drinking water is available in the college campus, 58% of the parents felt that good drinking water is available in the college campus and 5 % of the parents felt that average drinking water is available in the college campus.

12. The campus has adequate power supply

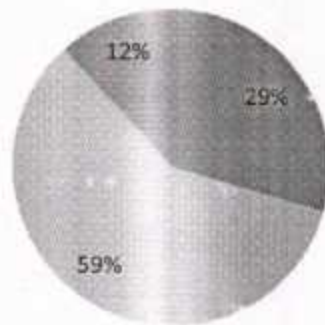


- Excellent
- Very Good
- Good
- Average
- Poor

Inference:

Above table showed that 28 % of the parents felt that very good power supply in the campus, 50 % of the parents felt that good power supply in the campus and 22 % of the parents felt that average power supply in the campus.

13. The functioning of the placement cell in the college is satisfactory

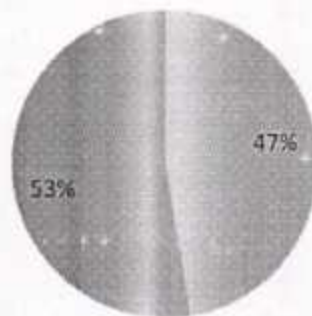


- Excellent
- Very Good
- Good
- Average
- Poor

Inference:

Above table showed that 29 % of the parents felt that good functioning of placement cell in the college, 59 % of the parents felt that good functioning of placement cell in the college and 12 % of the parents felt that average functioning of placement cell in the college.

14. Continuous efforts are taken by the college to improve the quality of teaching and learning



- Excellent
- Very Good
- Good
- Average
- Poor

Inference:

Above table showed that 47 % of the parents felt that good improvement in the quality of teaching and learning and 53 % of the parents felt that average improvement in the quality of teaching and learning.

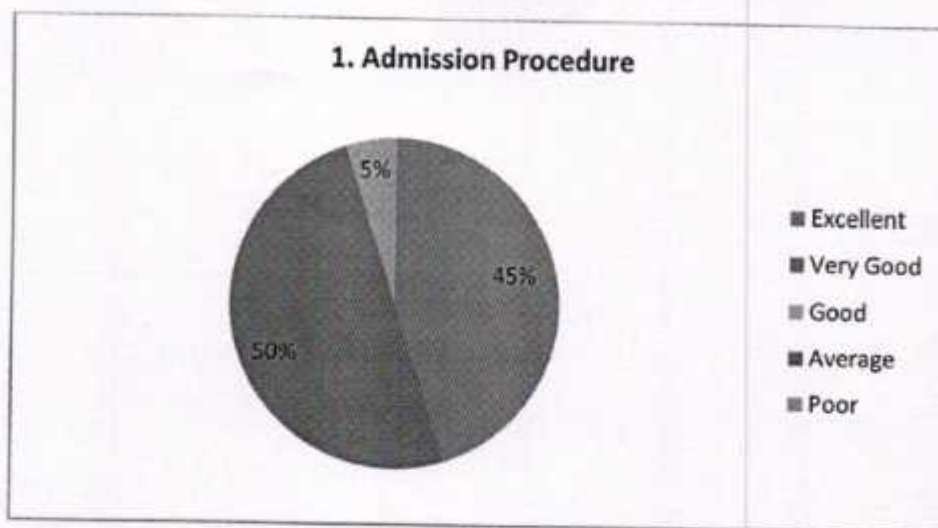
ACTION TAKEN:

Based on the above analysis the parents feedback were excellent and very good. So our college sustain the same and improve based on the need.


PG Department of Commerce (CA)
KMG College of Arts and Science,
Gudiyattam - 635 803. Vellore Dist.

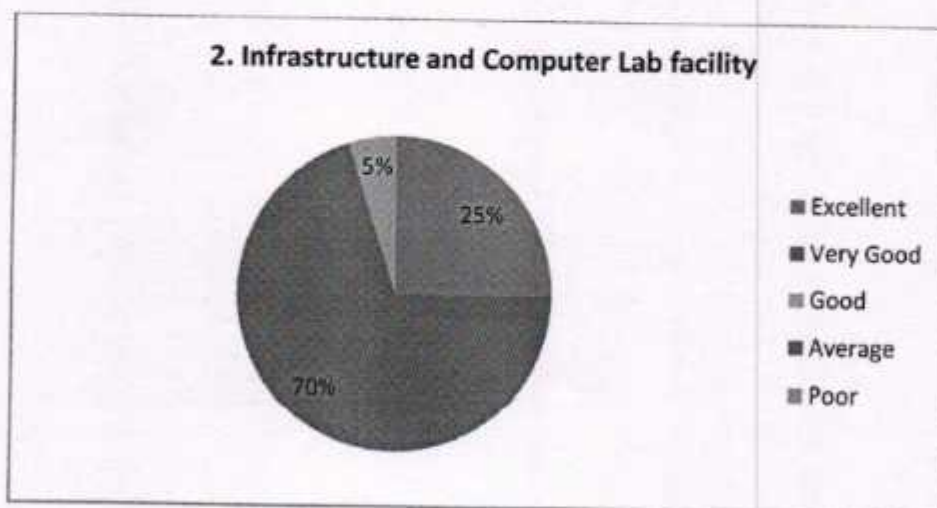

PRINCIPAL
K.M.G. COLLEGE OF ARTS & SCIENCE
GUDIYATTAM - 635 803.

KMG COLLEGE OF ARTS AND SCIENCE
PG AND RESEARCH DEPARTMENT OF CHEMISTRY
PARENTS FEEDBACK ANALYSIS-2018-2019



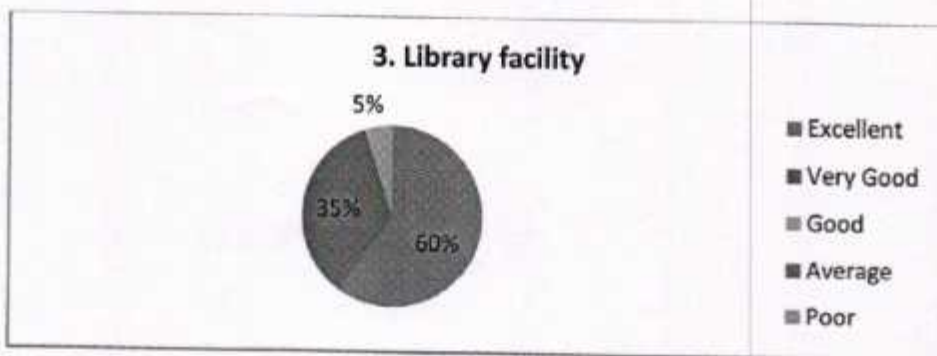
Inference:

The Pie Chart showed that Parent feedback Analysis for the Admission procedure 45% Excellent 50% very good and 5% Good.




Inference:

The Pie Chart showed that Parent feedback Analysis for the infrastructure and computer Lab Facility 25% Excellent 70% very good and 5% Good.



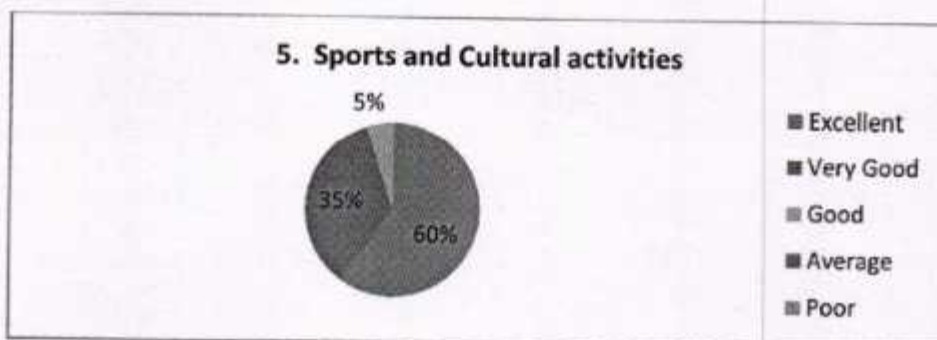
Inference:

The Pie Chart showed that Parent feedback Analysis for the library Facility 60% Excellent 35% very good and 5% Good.



Inference:

The Pie Chart showed that Parent feedback Analysis for the staff behavior was 55% Excellent 40% very good and 5% Good.



Inference:

The Pie Chart showed that Parent feedback Analysis for the sports and cultural activities in our college was 60% Excellent 35% very good and 5% Good.

6. Academic discipline (i.e. timely conduct of lectures, practical and related activities) observed by the college



Inference:

The Pie Chart showed that Parent feedback Analysis for the college discipline was 70% Excellent 25% very good and 5% Good.

7. The syllabus is need based



Inference:

The Pie Chart showed that Parent feedback Analysis for the syllabus is need based was 45% Excellent 50% very good and 5% Good.

8. Toilets/washrooms are clean and properly maintained



Inference:

The Pie Chart showed that Parent feedback Analysis for the Toilets /washrooms are clean and properly maintained was 65% Excellent and 35% very good.

9. The class-rooms are clean and well maintained

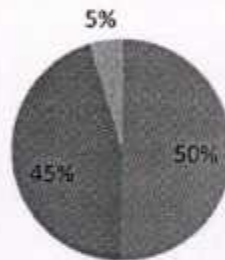


- Excellent
- Very Good
- Good
- Average
- Poor

Inference:

The Pie Chart showed that Parent feedback Analysis for the the class-rooms are clean and well maintained was 50% Excellent and 50% very good .

10. The campus is green and eco-friendly



- Excellent
- Very Good
- Good
- Average
- Poor

Inference:

The Pie Chart showed that Parent feedback Analysis for the campus is green and eco-friendly maintained was 50% Excellent 45% very good and 5% Good.

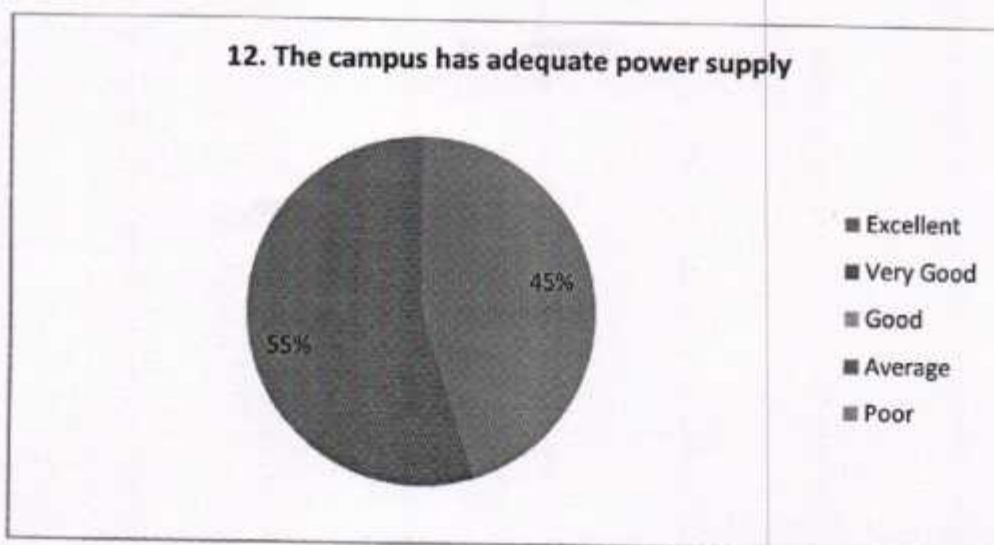
11. Clean drinking water is available in the college campus



- Excellent
- Very Good
- Good
- Average


Inference:

The Pie Chart showed that Parent feedback Analysis for the Clean drinking water is available in the college campus was 65% Excellent and 35% very good .



Inference:

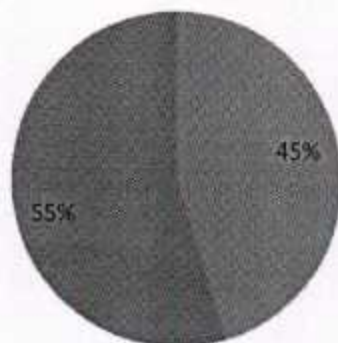
The Pie Chart showed that Parent feedback Analysis for the campus has adequate power supply was 45% Excellent and 55% very good



Inference:

The Pie Chart showed that Parent feedback Analysis for the functioning of the placement cell in the college is satisfactory was 90% Excellent 10% very good .

14. Continuous efforts are taken by the college to improve the quality of teaching and learning



- Excellent
- Very Good
- Good
- Average
- Poor

Inference:

The Pie Chart showed that Parent feedback Analysis for the Continuous efforts are taken by the college to improve the quality of teaching and learning was 45% Excellent 55% very good.

Action Taken:

Based on the above analysis it is concluded that the Parent feedback were excellent in the majority of the questions. So we follow the same and try to development the same on the need base.

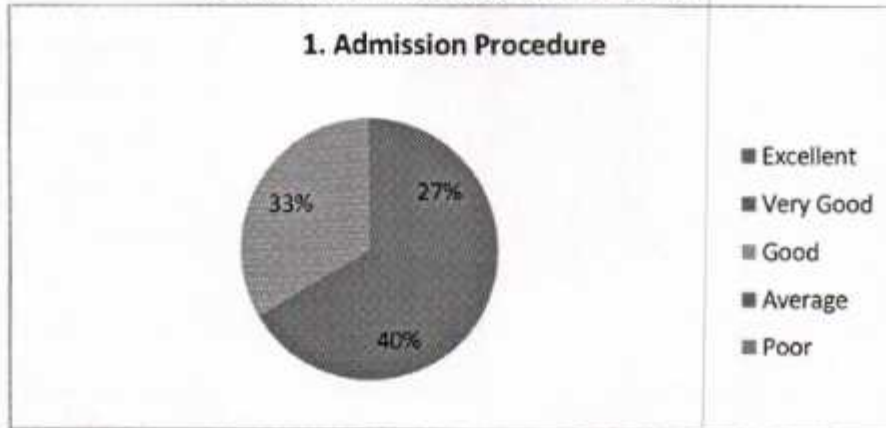
M. S. Sivalcani
Head of the Department

HOD
PG & RESEARCH DEPARTMENT OF CHEMISTRY
K.M.G. COLLEGE OF ARTS & SCIENCE

[Signature]
Principal

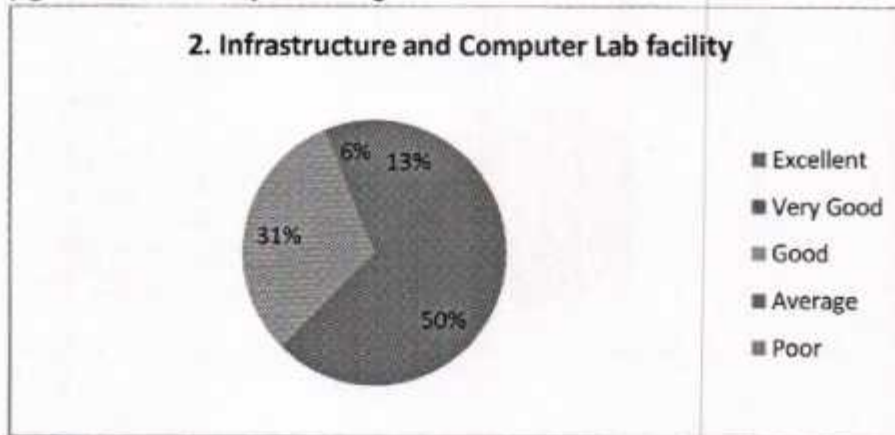
PRINCIPAL
K.M.G. COLLEGE OF ARTS & SCIENCE
GUDHYATTAM - 635 803.

**2018-2019
ENGLISH
PARENTS FEEDBACK ANALYSIS**



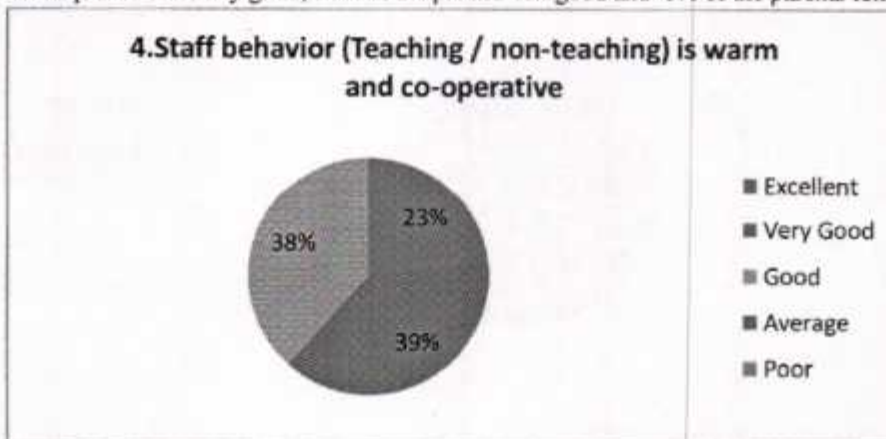
Analysis

The above Pie Chart Showed that 27% of the Parents felt that admission procedure are excellent, 40% of the parents felt very good and 33% of the parents felt good.



Analysis

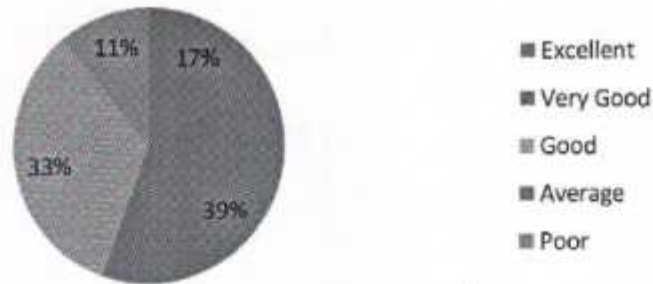
The above Pie Chart Showed that 13% of the Parents felt that infrastructure and computer lab facility are excellent, 50% of the parents felt very good, 31% of the parents felt good and 6% of the parents felt average.



Analysis

The above Pie Chart Showed that 23% of the Parents felt Staff behavior (Teaching /Non Teaching) is warm and co-operative are excellent, 39% of the parents felt very good, 38% of the parents felt good.

5. Sports and Cultural activities



Analysis

The above Pie Chart Showed that 17% of the Parents felt Sports and Cultural activities are excellent, 39% of the parents felt very good, 33% of the parents felt good and 11% of the parents Poor.

6. Academic discipline (i.e. timely conduct of lectures, practical and related activities) observed by the college



Analysis

The above Pie Chart Showed that 20% of the Parents felt that academic discipline observed by the college are excellent, 40% of the parents felt very good and 40% of the parents felt that good.

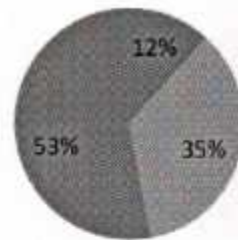
7. The syllabus is need based



Analysis

The above Pie Chart Showed that 28% of the Parents felt that syllabus are excellent and need based, 39% of the parents felt very good and need based and 33% of the parents felt good and need based.

8. Toilets/washrooms are clean and properly maintained

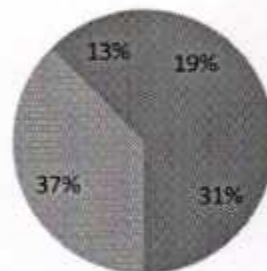


- Excellent
- Very Good
- Good
- Average
- Poor

Analysis

The above Pie Chart Showed that 12% of the Parents felt that very good maintenance of toilet and washroom, 35% of the parents felt good and 53% of the parents felt average.

9. The class-rooms are clean and well maintained




- Excellent
- Very Good
- Good
- Average
- Poor

Analysis

The above Pie Chart Showed that 19% of the Parents felt that excellent maintenance of classrooms, 31% of the parents felt very good, 37% of the parents felt good and 13% of the parents felt average.

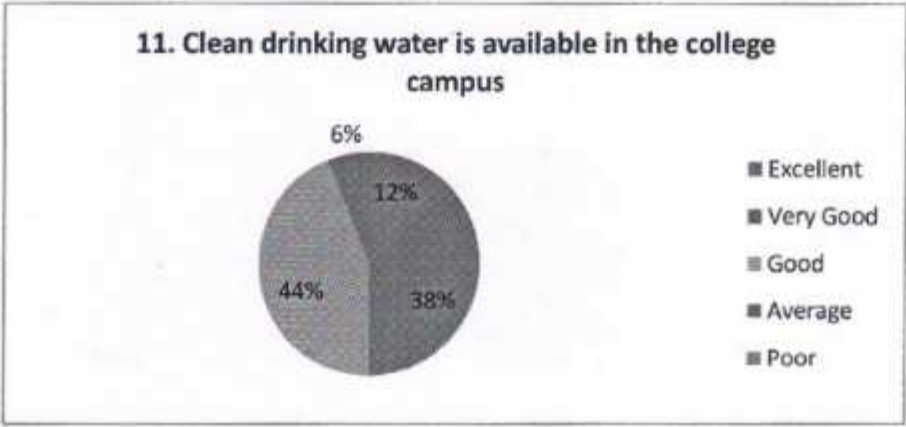
10. The campus is green and eco-friendly



- Excellent
- Very Good
- Good
- Average
- Poor

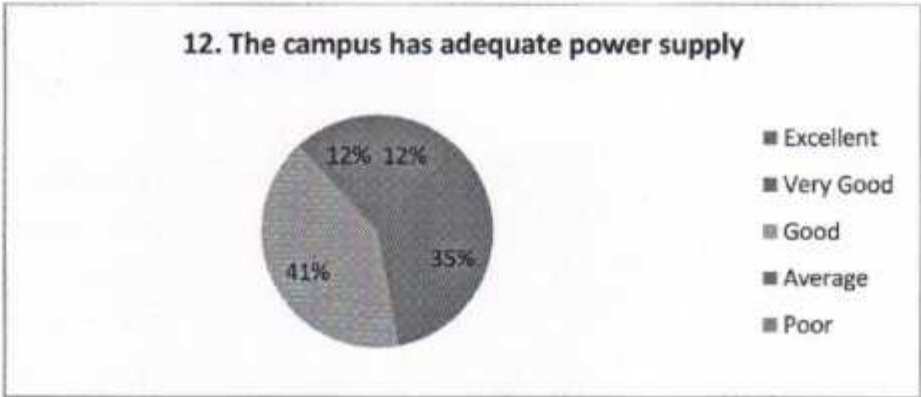
Analysis

The above Pie Chart Showed that 21% of the Parents felt that excellent campus with green and eco-friendly, 29% of the parents felt very good and 50% of the parents felt good.




Analysis

The above Pie Chart Showed that 12% of the Parents felt that excellent clean drinking water available in the college campus, 38% of the parents felt very good, 44% of the parents felt good and 6% of the parents felt average.



Analysis

The above Pie Chart Showed that 12% of the Parents felt that excellent power supply in the college campus, 35% of the parents felt very good, 41% of the parents felt good and 12% of the parents felt average.



Analysis

The above Pie Chart Showed that 18% of the Parents felt that excellent functioning of placement cell in the college, 23% of the parents felt very good, 41% of the parents felt good and 18% of the parents felt average.

14. Continuous efforts are taken by the college to improve the quality of teaching and learning



- Excellent
- Very Good
- Good
- Average
- Poor

Analysis

The above Pie Chart Showed that 29% of the Parents felt that excellent improvement of in the quality of teaching and learning, 21% of the parents felt very good, 50% of the parents felt good.

ACTION TAKEN:

Majority of the Parent's responses are Favorable and the department should maintain the same for the coming years and also improve some facilities based on the needs of the parent.

for
K.M.G.
HOD

HEAD OF THE DEPARTMENT
PG DEPARTMENT OF ENGLISH
K.M.G. COLLEGE OF ARTS & SCIENCE
GUDIYATTAM - 635 803

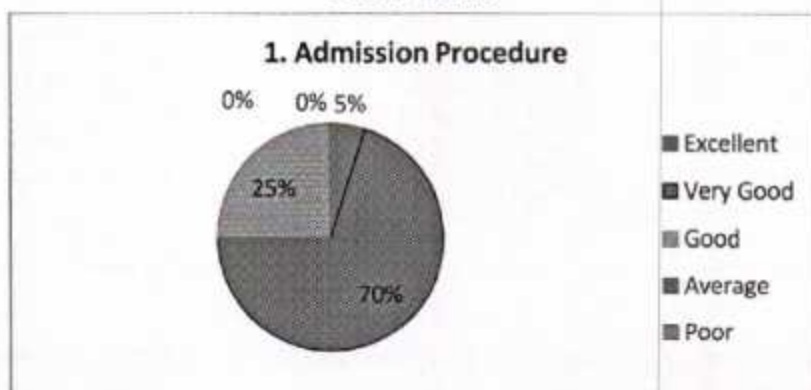
[Signature]
PRINCIPAL

PRINCIPAL
K.M.G. COLLEGE OF ARTS & SCIENCE
GUDIYATTAM - 635 803.

DEPARTMENT OF MATHEMATICS

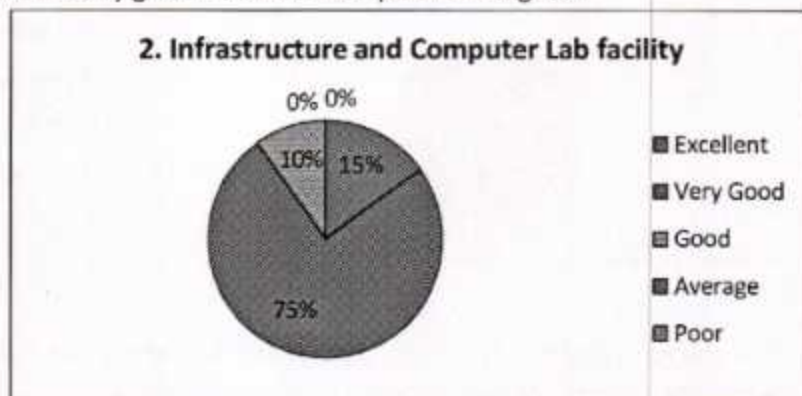
PARENTS FEEDBACK ANALYSIS

2018-2019



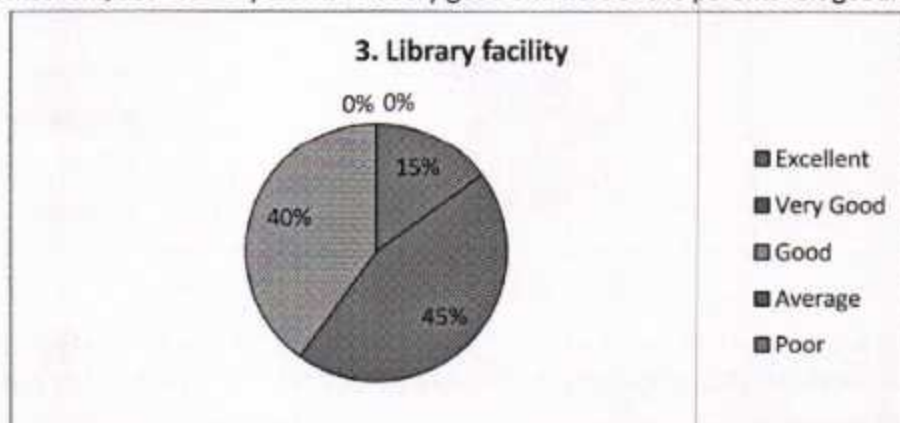
Analysis:

The above Pie chart showed that 5% of the parents felt that admission procedures are excellent, 70% of the parents felt very good and 25% of the parents felt good.



Analysis:

The above Pie chart showed that 15% of the parents felt that Infrastructure and Computer lab facilities are excellent, 75% of the parents felt very good and 10% of the parents felt good.



Analysis:

The above Pie chart showed that 15% of the parents felt that Library facilities are excellent, 45% of the parents felt very good and 40% of the parents felt good.

4. Staff behavior (Teaching / non-teaching) is warm and co-operative



Analysis:

The above Pie chart showed that 20% of the parents felt that Staff member's behaviors are excellent, 20% of the parents felt very good and 60% of the parents felt good.

5. Sports and Cultural activities



Analysis:

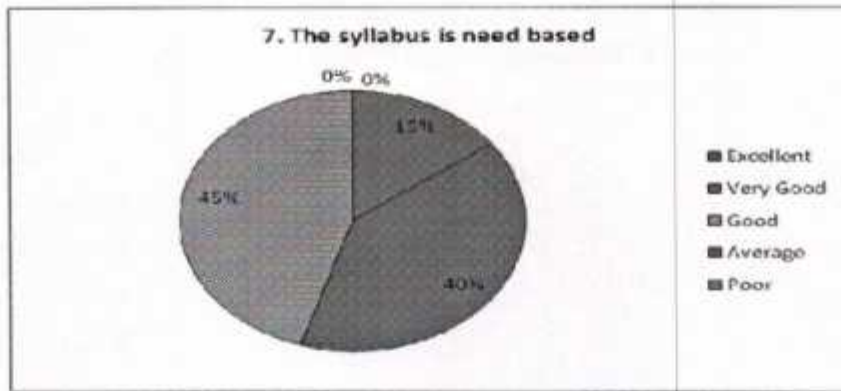
The above Pie chart showed that 5% of the parents felt that Sports and Cultural activities are excellent, 45% of the parents felt very good and 50% of the parents felt good.

6. Academic discipline (i.e. timely conduct of lectures, practical and related activities) observed by the college




Analysis:

The above Pie chart showed that 15% of the parents felt that Academic discipline observed by the college are excellent, 45% of the parents felt very good, 30% of the parents felt good and 10% of the parents felt average.



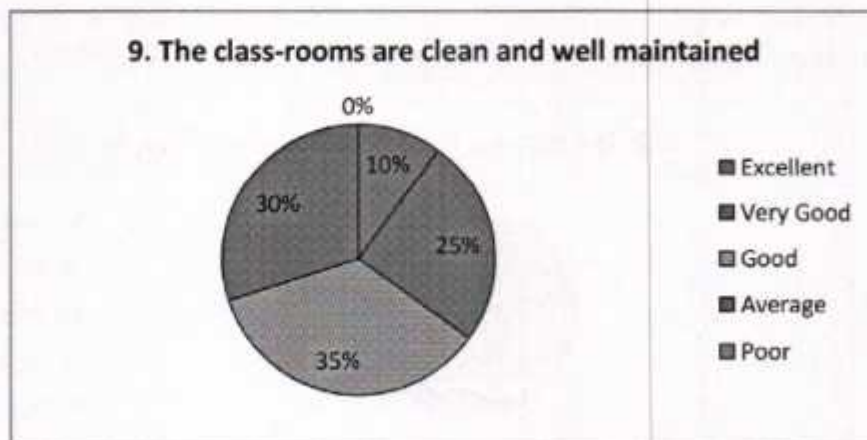
Analysis:

The above Pie chart showed that 15% of the parents felt that the syllabus is need based are excellent, 40% of the parents felt very good and 45% of the parents felt good.



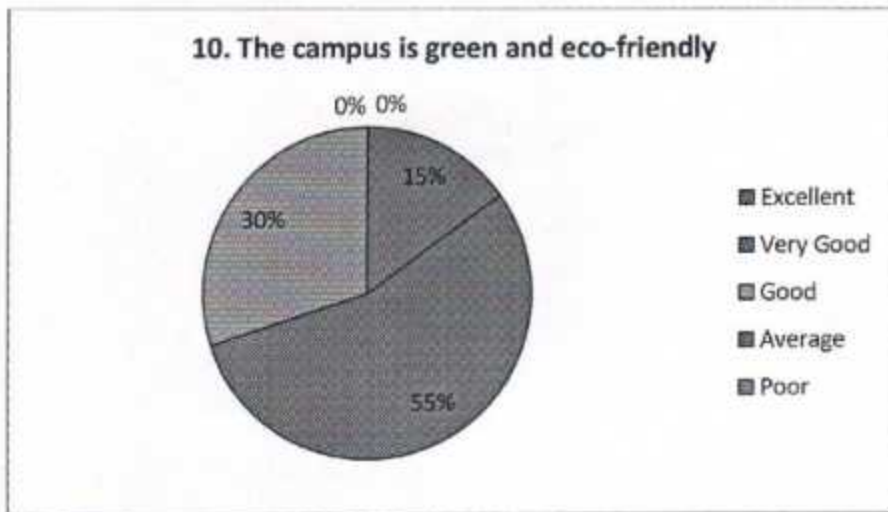
Analysis:

The above Pie chart showed that 5% of the parents felt that toilet facilities are excellent, 40% of the parents felt very good, 15% of the parents felt good, 35% of the parents felt average and 5% of the parents felt poor.



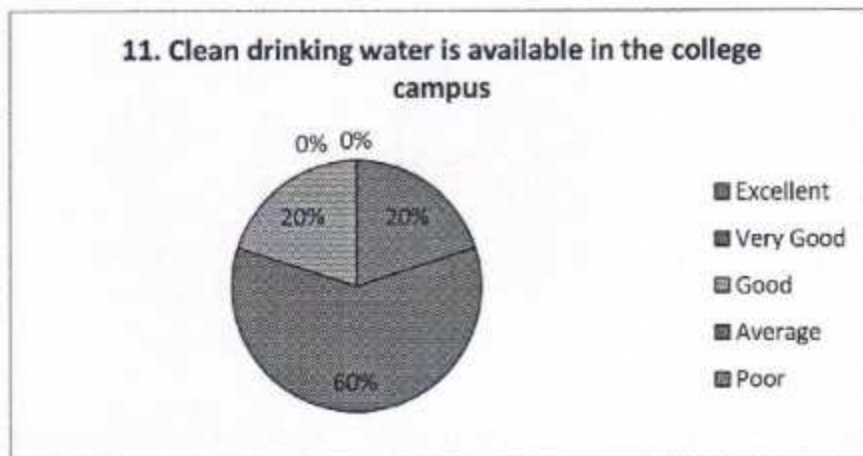
Analysis:

The above Pie chart showed that 10% of the parents felt that class rooms facilities are excellent, 25% of the parents felt very good, 35% of the parents felt good and 30% of the parents felt average.



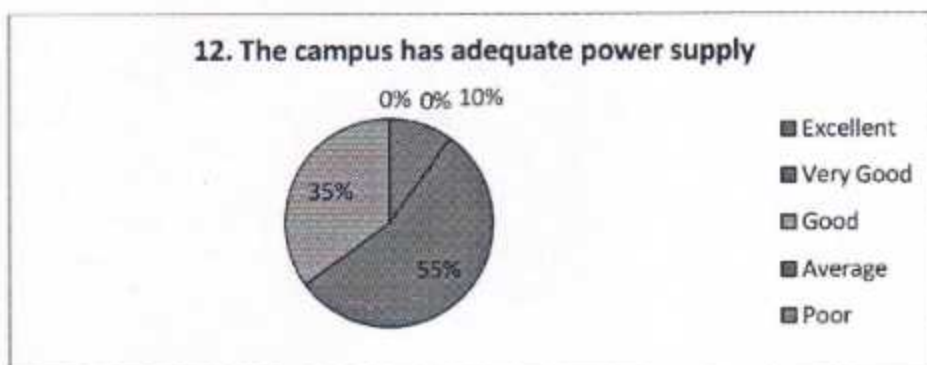
Analysis:

The above Pie chart showed that 15% of the parents felt that the campus is green and eco-friendly are excellent, 55% of the parents felt very good and 30% of the parents felt good.



Analysis:

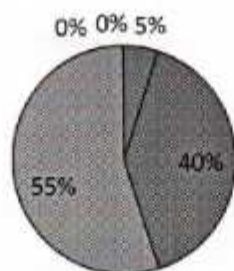
The above Pie chart showed that 20% of the parents felt that Clean drinking water is available in the college campus are excellent, 60% of the parents felt very good and 20% of the parents felt good.



Analysis:

The above Pie chart showed that 10% of the parents felt that the campus has adequate power supply is excellent, 55% of the parents felt very good and 35% of the parents felt good.

13. The functioning of the placement cell in the college is satisfactory

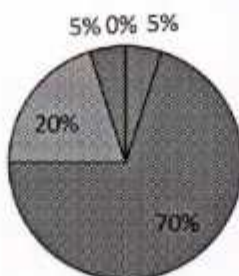


- Excellent
- Very Good
- Good
- Average
- Poor

Analysis:

The above Pie chart showed that 5% of the parents felt that the placement cell facilities are excellent, 40% of the parents felt very good and 55% of the parents felt good.

14. Continuous efforts are taken by the college to improve the quality of teaching and learning



- Excellent
- Very Good
- Good
- Average
- Poor

Analysis:

The above Pie chart showed that 5% of the parents felt that Continuous efforts are taken by the college to improve the quality of teaching and learning are excellent, 70% of the parents felt very good, 20% of the parents felt good and 5% of the parents felt average.

ACTION TAKEN:

Majority of the Parents responses are Favorable and the department should maintain the same for the coming years and also improve some facilities based on the needs of the parents.


N. Raji
Head of the Department

HOD
PG & RESEARCH DEPARTMENT OF MATHEMATICS
K.M.G. COLLEGE OF ARTS & SCIENCE

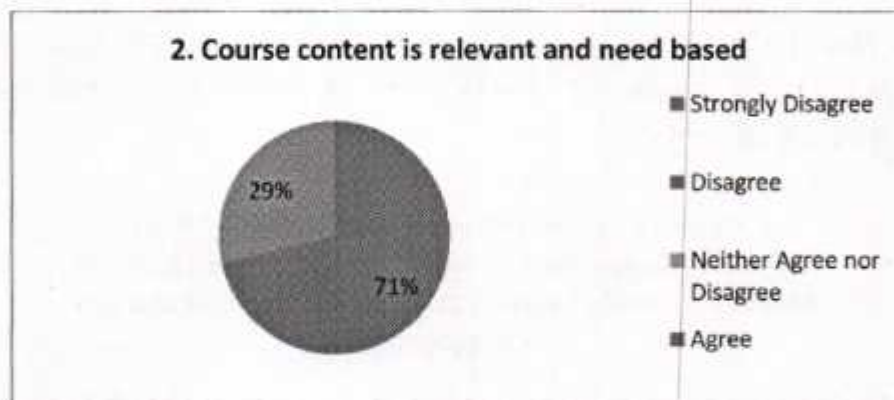
[Signature]
Principal
PRINCIPAL

K.M.G. COLLEGE OF ARTS & SCIENCE
GUDIYATTAM - 635 803.


DEPARTMENT OF COMPUTER APPLICATIONS
TEACHERS FEEDBACK ANALYSIS
2018-2019



The result shows that 29% of the teachers has given strongly agree for "Courses available in the program are adequate" and 71% has given agree.




The result shows that 29% of the teachers has given strongly agree and 71% has given agree for "course content is relevant and need based".




The results shows that 100% of the teachers has given strongly agree for "Course outcomes are well defined and clear".

4. Course contents have enough scope for development of analytical, logical, technical and creative skills to the students



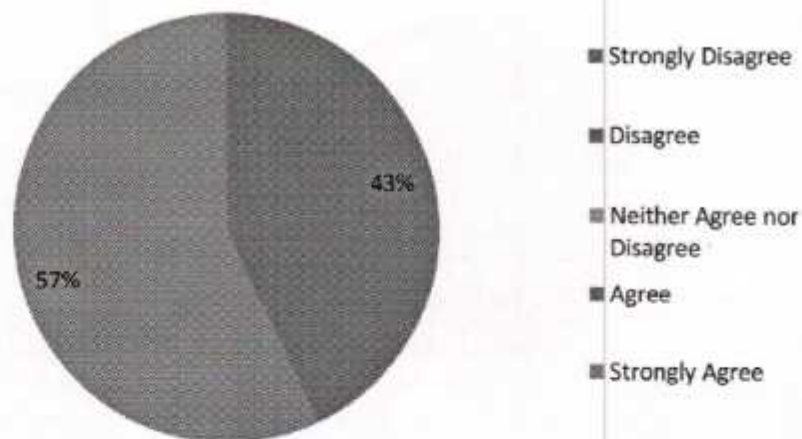
The results shows that 100% of the teachers has given stronly agree for “Course contents have enough scope for development of analytical, logical, technical and creative skills to the students”.

5. Course activities (Internships / Field visit / Guest Lecturers / Assignments / Seminars / others) are relevant for development of various skills for employment and self – employment



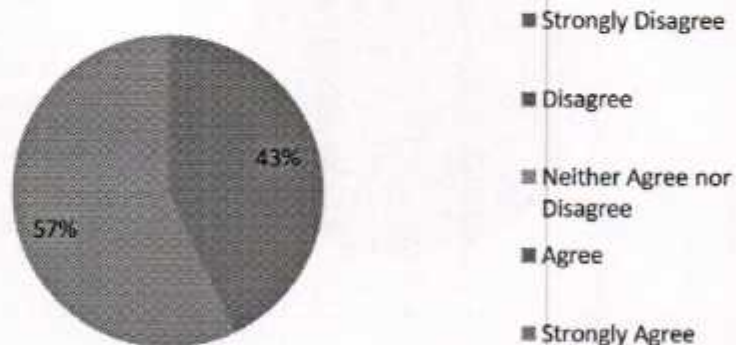
The results shows that 100% of the teachers has given stronly agree for “Course activities (Internships / Field visit / Guest Lecturers / Assignments / Seminars / others) are relevant for development of various skills for employment and self – employment”.

6. The syllabus has good balance between theory and application



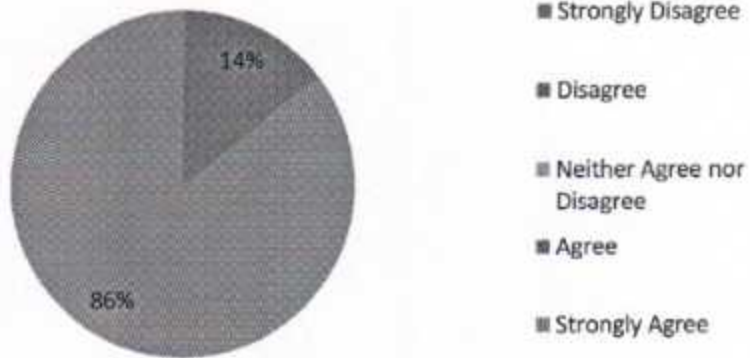
The result shows that 57% of the teachers has given strongly agree for “The syllabus has good balance between theory and application” and 43% has given agree.

7. Courses motivate students to use various resources that are available in the college and outside for their effective learning




The result shows that 57% of the teachers has given strongly agree for “Courses motivate students to use various resources that are available in the college and outside for their effective learning” and 43% has given agree.

8. The college has good ambience for effective delivery of the academic process



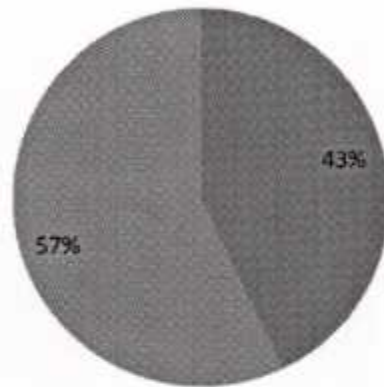
The result shows that 88% of the teachers has given strongly agree for "The college has good ambience for effective delivery of the academic process" and 14% has given agree.

9. The college has enough relevant resources which are updated regularly for teaching learning purposes



The result shows that 43% of the teachers has given strongly agree for "The college has enough relevant resources which are updated regularly for teaching learning purposes" and 57% has given agree.

10. Enough opportunities are given for self-development



- Strongly Disagree
- Disagree
- Neither Agree nor Disagree
- Agree
- Strongly Agree

The result shows that 43% of the teachers has given strongly agree for “Enough opportunities are given for self-development” and 57% has given agree.

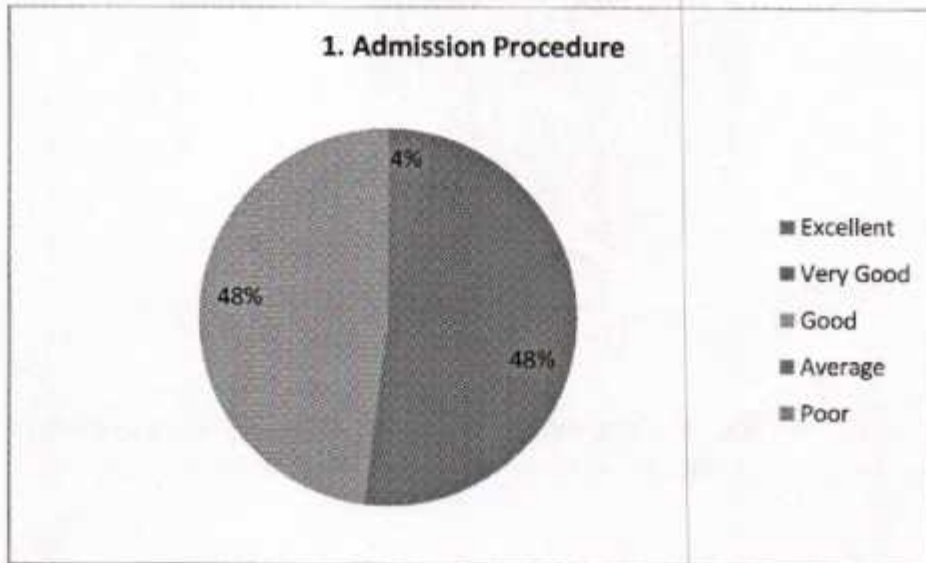
Action Taken:

We have received good response in all parameters. We are trying to sustain the same.

Head of the Department
[Signature]
Head Department of Computer Applications
KMG College of Arts & Science
Gudiyatham - 635 803

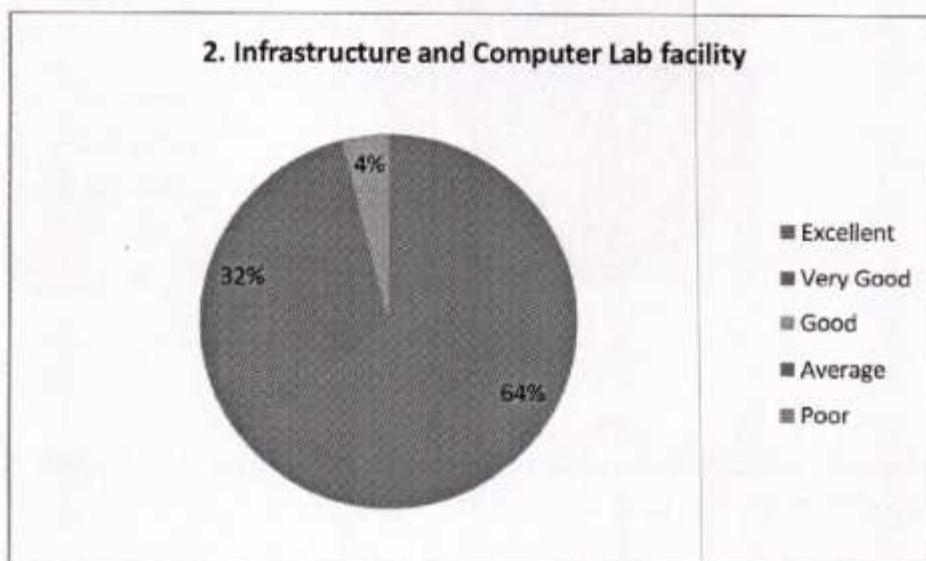
[Signature]
PRINCIPAL
K.M.G. COLLEGE OF ARTS & SCIENCE
GUDIYATTAM - 635 803.
VELLORE DISTRICT.

2018-2019
COMPUTER SCIENCE
PARENTS FEEDBACK ANALYSIS



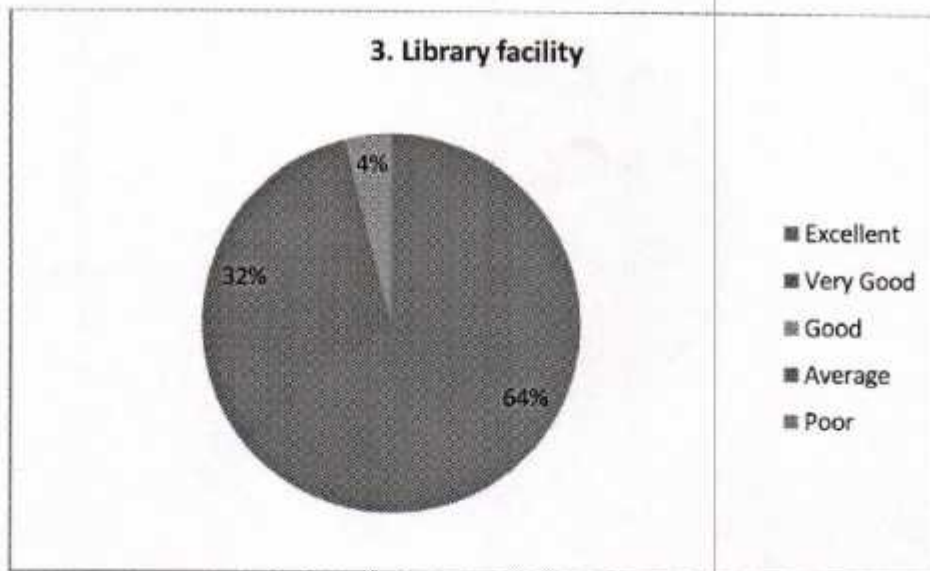
Analysis

The above chart shows that 48% as respondents have given Very Good, 48% respondents Good and 4% respondents Excellent for Admission Procedure.



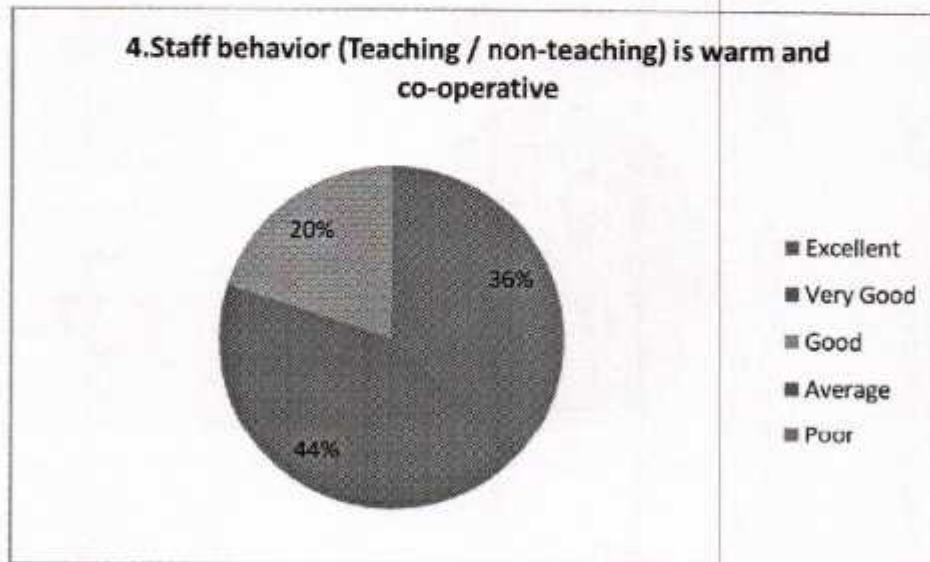
Analysis

The above chart shows that **64%** as respondents have given Excellent ,**32%** respondents Very Good and **4%** respondents Good for Infrastructure and Computer Lab facility.



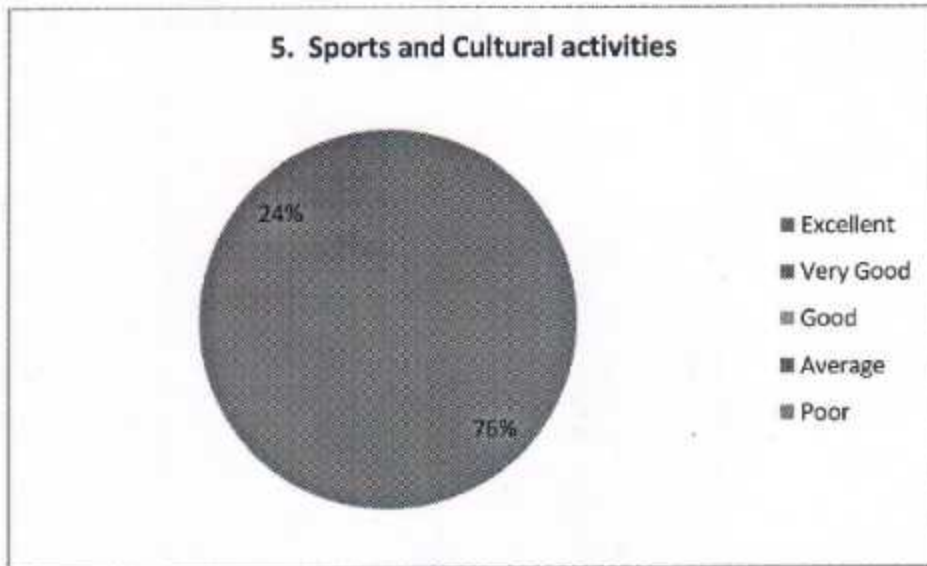
Analysis

The above chart shows that **64%** as respondents have given Excellent ,**32%** respondents Very Good and **4%** respondents Good for Library facility.




Analysis

The above chart shows that **44%** as respondents have given Very Good,**36%** respondents Excellent and **20%** respondents Good for Staff behavior.



Analysis

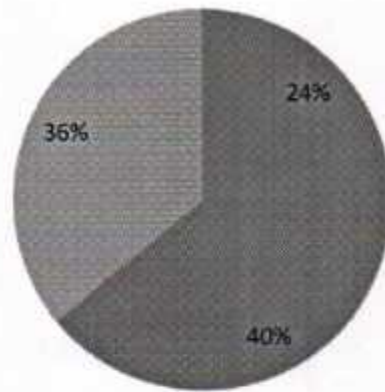
The above chart shows that **76%** as respondents have given Excellent , **24%** respondents Very Good for Sports and Cultural activities.



Analysis

The above chart shows that **84%** as respondents have given Very Good , **12%** respondents Excellent and **4%** respondents Good for Academic discipline (i.e. timely conduct of lectures, practical and related activities) observed by the college.

7. The syllabus is need based

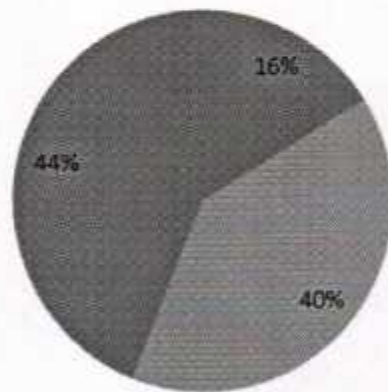


- Excellent
- Very Good
- Good
- Average
- Poor

Analysis

The above chart shows that **40%** as respondents have given Very Good, **36%** respondents Good and **24%** respondents Excellent for Syllabus is need based.

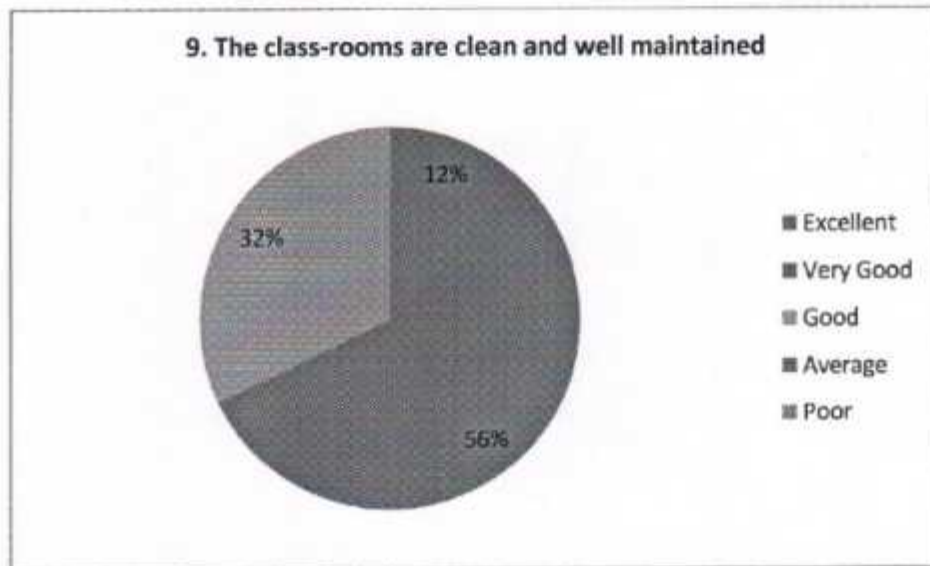
8. Toilets/washrooms are clean and properly maintained



- Excellent
- Very Good
- Good
- Average
- Poor

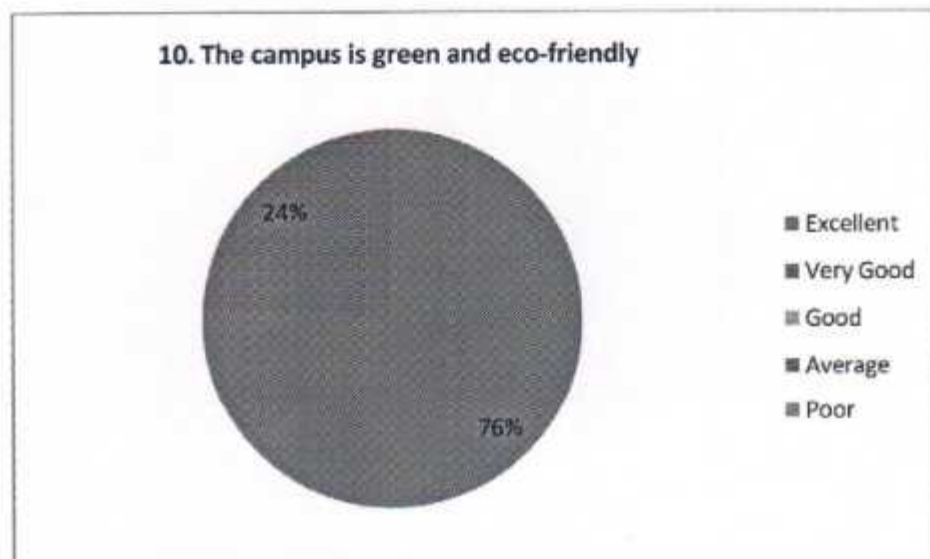
Analysis

The above chart shows that **44%** as respondents have given Average, **40%** respondents Good and **16%** respondents Very Good for toilets/wash rooms are clean and properly maintained.



Analysis

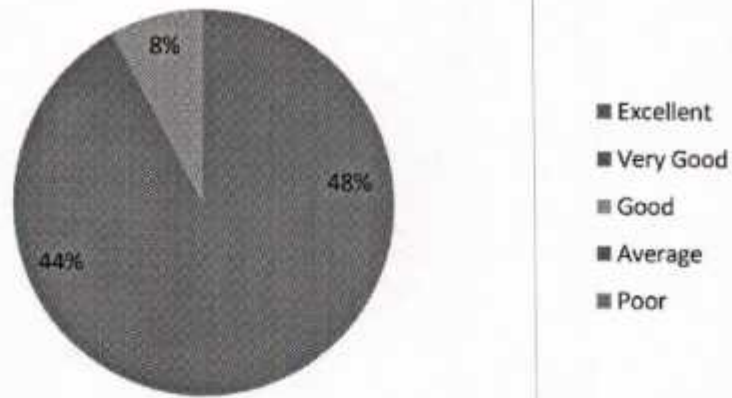
The above chart shows that **56%** as respondents have given Very Good, **32%** respondents Good and **12%** respondents for The class-rooms are clean and well maintained.



Analysis

The above chart shows that **76%** as respondents have given Excellent, **24%** respondents Very Good for campus is green and eco-friendly.


11. Clean drinking water is available in the college campus



Analysis

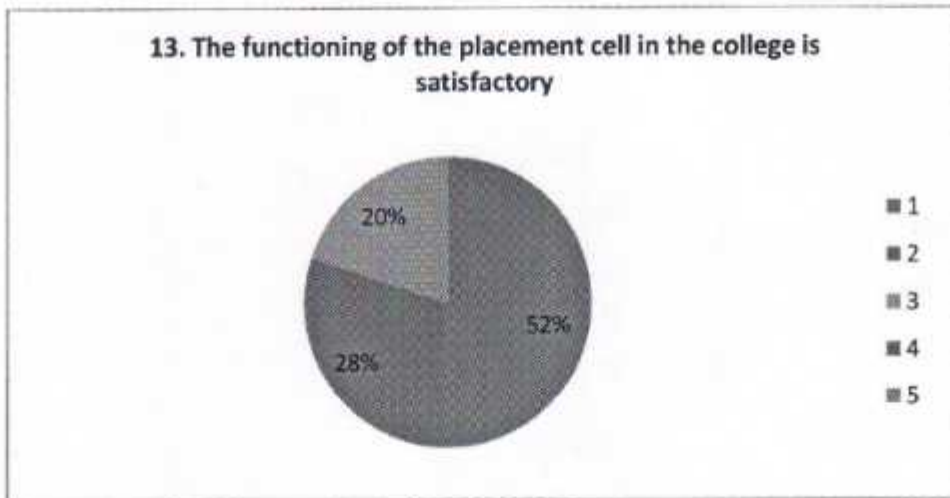
The above chart shows that **48%** as respondents have given Excellent ,**44%** respondents Very Good and **8%** respondents Good for clean drinking water is available in the college campus.

12. The campus has adequate power supply



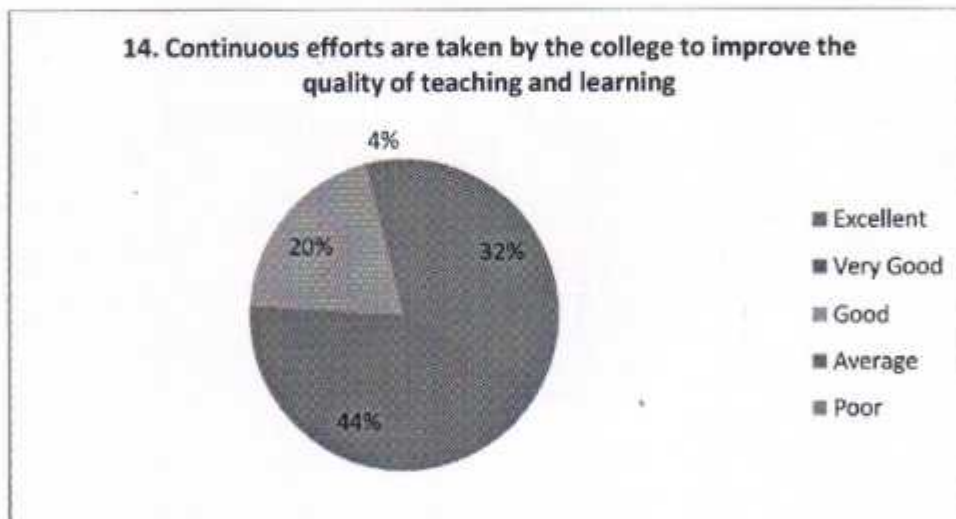
Analysis

The above chart shows that **40%** as respondents have given Very Good,**32%** respondents Good and **28%** respondents Excellent for The campus has adequate power supply.



Analysis

The above chart shows that 52% as respondents have given Excellent, 28% respondents Very Good and 20% respondents Good for the functioning of placement cell.



Analysis

The above chart shows that 44% as respondents have given Very Good, 32% respondents Excellent, 20% respondents Good and 4% respondents average for quality of teaching and learning.

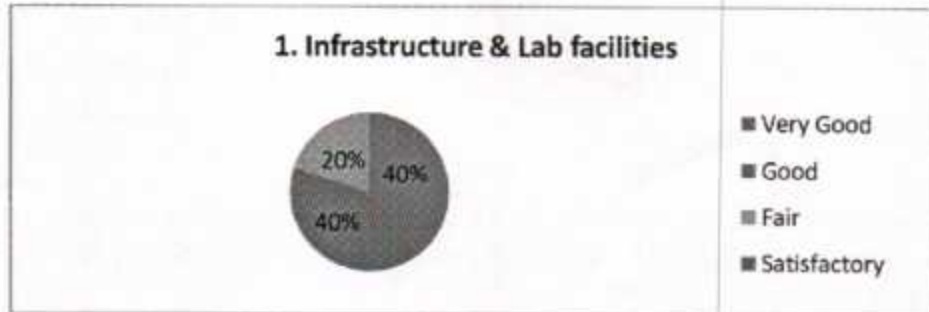

Head of the Department



Prof. P DANIEL SUNDARRAJ, M.Sc., M.Phil
 Assistant Professor & Head
 Department of Computer Science
 K.M.G. College of Arts & Science
 R. S. Road, Ammanangkuppam
 Gudiyattam - 635 803

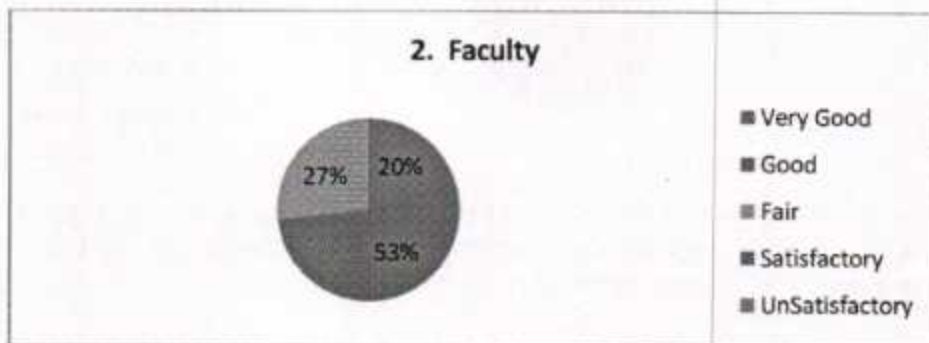
PRINCIPAL
K.M.G. COLLEGE OF ARTS & SCIENCE
GUDIYATTAM - 635 803.

K.M.G. COLLEGE OF ARTS AND SCIENCE
PG & RESEARCH DEPARTMENT OF COMMERCE
(2018-2019) ALUMNI'S FEEDBACK ANALYSIS



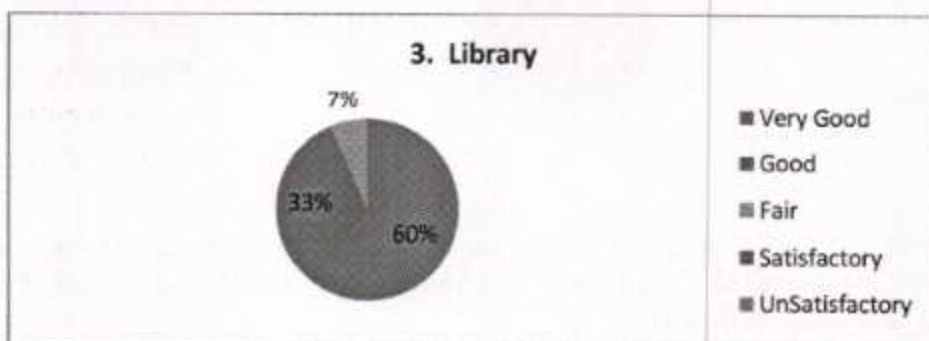
Inference:

Above pie chart showed that 40% of the alumni felt that infrastructure and lab facilities are very good, 40% of the alumni felt that infrastructure and lab facilities are good, and 20% of the alumni felt that infrastructure and lab facilities are fair.



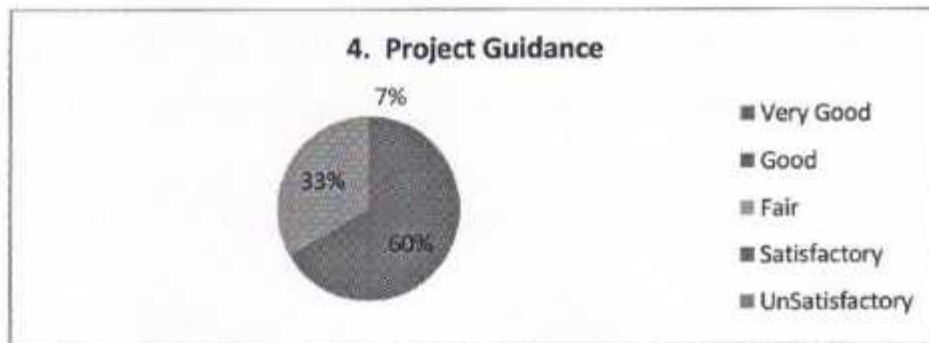
Inference:

Above pie chart showed that 20% of the alumni felt that faculty are very good, 53% of the alumni felt that faculty are good, and 27% of the alumni felt that faculty are fair.



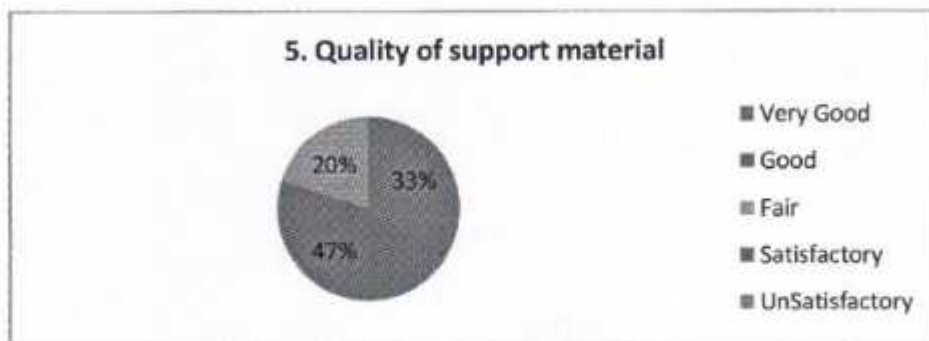
Inference:

Above pie chart showed that 60% of the alumni felt that library are very good, 33% of the alumni felt that library are good, and 7% of the alumni felt that library are fair.




Inference:

Above pie chart showed that 60% of the alumni felt that project guidance are very good, 33% of the alumni felt that project guidance are good, and 7% of the alumni felt that project guidance are fair.



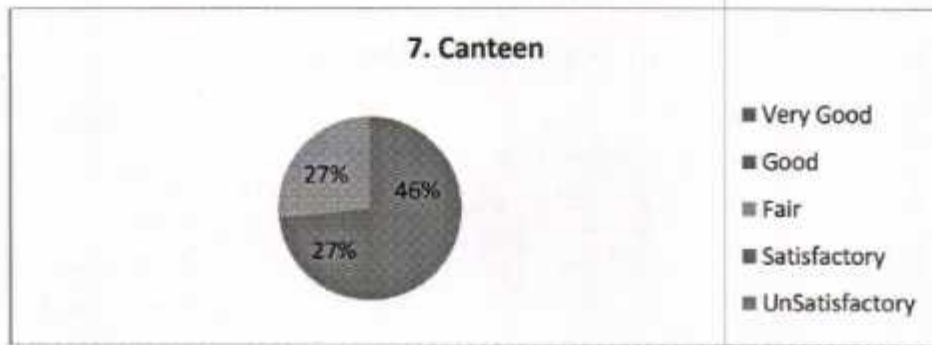
Inference:

Above pie chart showed that 33% of the alumni felt that quality of support material are very good, 47% of the alumni felt that quality of support material are good, and 20% of the alumni felt that quality of support material are fair.



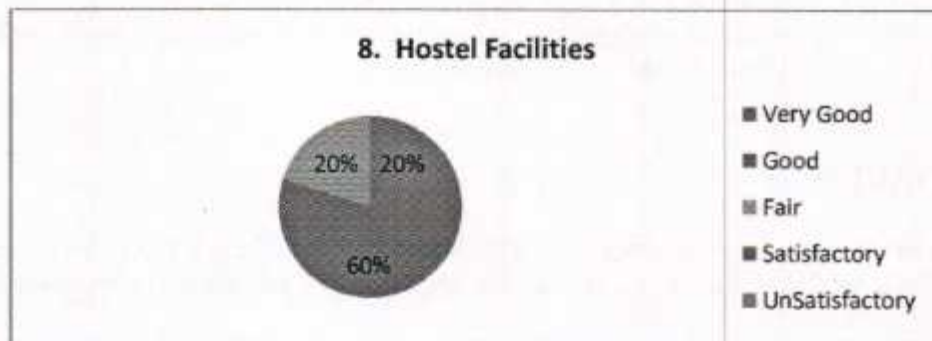
Inference:

Above pie chart showed that 27% of the alumni felt that training and placement are very good, 53% of the alumni felt that training and placement are good, and 20% of the alumni felt that training and placement are fair.



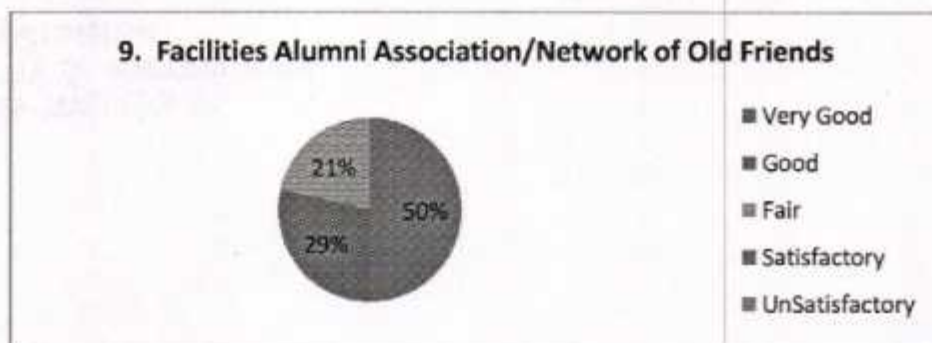
Inference:

Above pie chart showed that 46% of the alumni felt that canteen are very good, 27% of the alumni felt that canteen are good, and 27% of the alumni felt that canteen are fair.



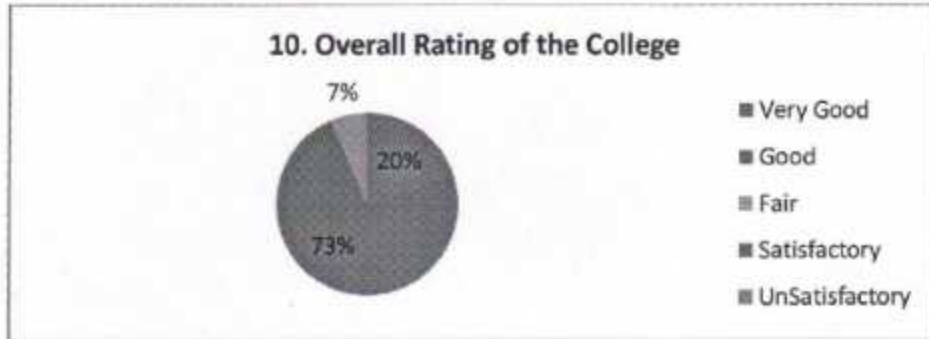
Inference:

Above pie chart showed that 20% of the alumni felt that hostel facilities are very good, 60% of the alumni felt that hostel facilities are good, and 20 % of the alumni felt that hostel facilities are fair.



Inference:

Above pie chart showed that 50% of the alumni felt that facilities alumni association/network of old friends are very good, 29% of the alumni felt that facilities alumni association/network of old friends are good, and 21% of the alumni felt that facilities alumni association/network of old friends are fair.




Inference:

Above pie chart showed that 20% of the alumni felt that overall rating of the college are very good, 73% of the alumni felt that overall rating of the college are good, and 7% of the alumni felt that overall rating of the college are fair.

ACTION TAKEN

Based on the above analysis it is concluded that the alumni's feedback were strongly agreed in the majority of the questions. So we try to sustain the same and improve on the need base.

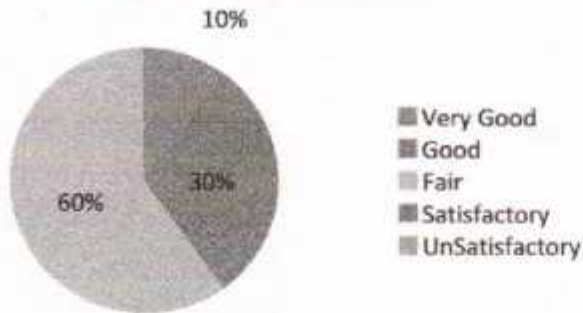

Head of the Department


Principal
PRINCIPAL
K.M.G. COLLEGE OF ARTS & SCIENCE
GUDIYATTAM - 635 802.

2018-2019

DEPARTMENT OF BUSINESS ADMINISTRATION
ALUMNI FEEDBACK ANALYSIS


1. Infrastructure & Lab facilities



Inferences:

The infrastructure and lab facilities in the college campus 60% stated that fair; 30% stated that good; 10% stated that very good.


2. Faculty



Inferences:

The department faculties teaching are 40% stated that very good; 40% stated that fair; 20% stated that good.


3. Library



Inferences:

The library facilities in the college campus 50% stated that very good; 50% stated that fair.

4. Project Guidance




Inferences:

The department faculties helps in guiding on project are 70% stated that fair; 30% stated that good.

Inferences:

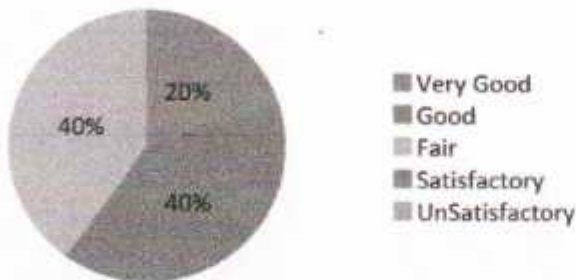
The quality of support materials in teaching are 60% stated that fair; 30% stated that very good; 10% stated that

5. Quality of support material



fair.


6. Training & Placement



Inferences:

The training and placement cell in the college functions 40% stated that good; 40% stated that fair; 20% stated that very good.


7. Canteen



Inferences:

The canteen facility in college campus is 60% stated that fair; 20% stated that very good; 20% stated that good.

8. Hostel Facilities



Inferences:

The hostel facility in college campus is 60% stated that good; 40% stated that fair.

Inferences:

The alumni association in college campus is 50% stated that fair; 30% stated that good; 20% stated that very good.

9. Facilities Alumni Association/Network of Old Friends

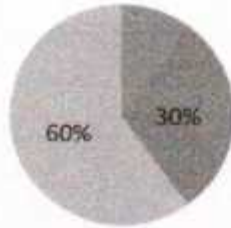
20%



- Very Good
- Good
- Fair
- Satisfactory
- UnSatisfactory

10. Overall Rating of the College

10%



- Very Good
- Good
- Fair
- Satisfactory
- UnSatisfactory

Inferences:

The over all rating of the college 60% stated that fair; 30% stated that good; 10% stated that very good.

S. No.	FEEDBACK	ACTION TAKEN
1.	The over all rating of the college 60% stated that fair	The college creates good atmosphere for the welfare of students

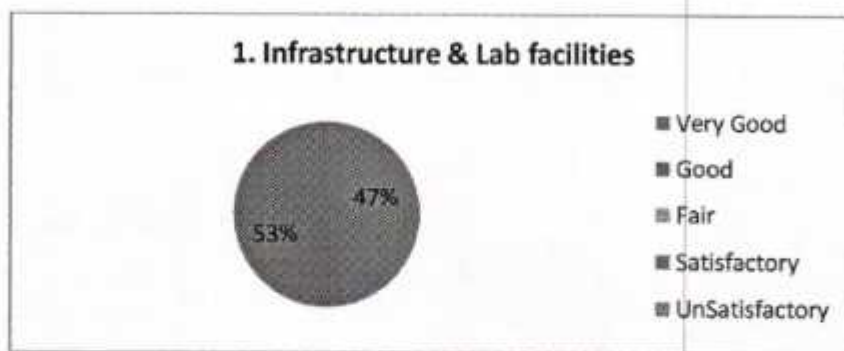
R. Menunda
Head of the Department

Dr. R. MANI, M.A., M.B.A., M.PHIL, Ph.D.,
 HOD
 Department of Business Administration
 KMG College of Arst & Science
 Gudiyattam.

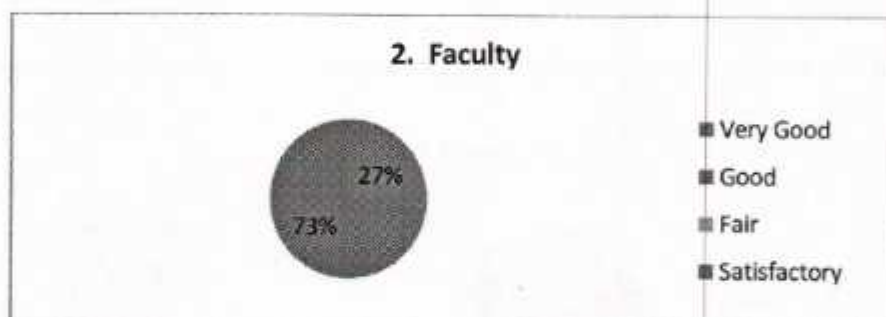
[Signature]
Principal

PRINCIPAL
 K.M.G. COLLEGE OF ARTS & SCIENCE
 GUDIYATTAM - 635 803.
 VELLORE DISTRICT.


2018-2019
BIO-CHEMISTRY
ALUMNI FEEDBACK ANALYSIS




We received 47% very good, 53% good feedback for Infrastructure and lab facilities in our department.



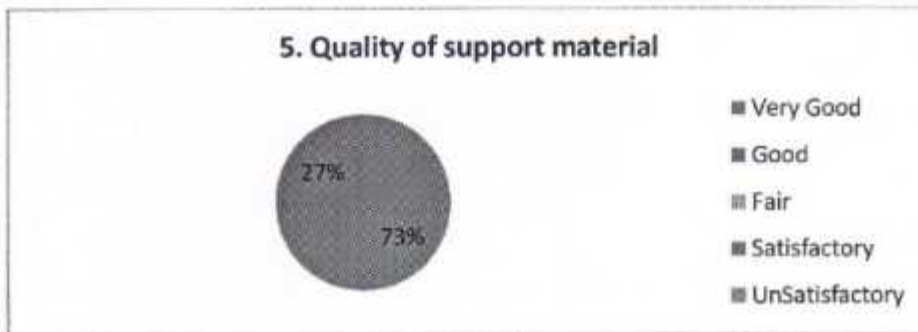
We received 27% very good, 73% good feedback for Faculty in our department.




We received 40% very good, 60% good feedback for Library in our college.




We received 47% very good, 53% good feedback for Project Guidance in our department



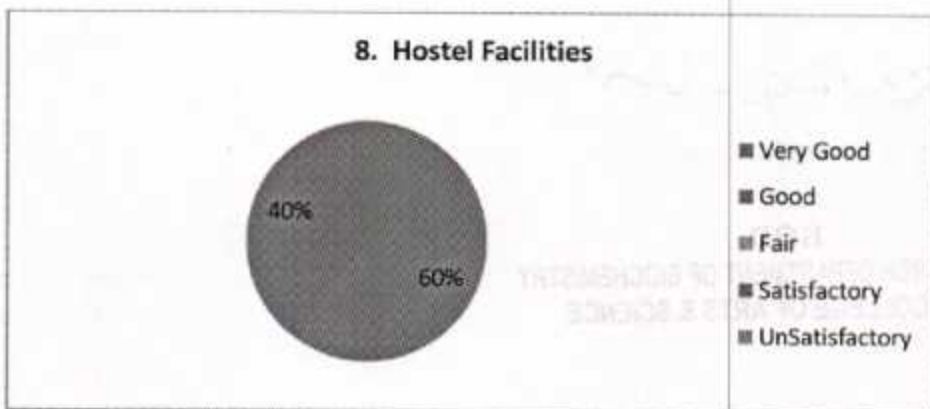
We received 73% very good, 27% good feedback for Quality of support material in our department.



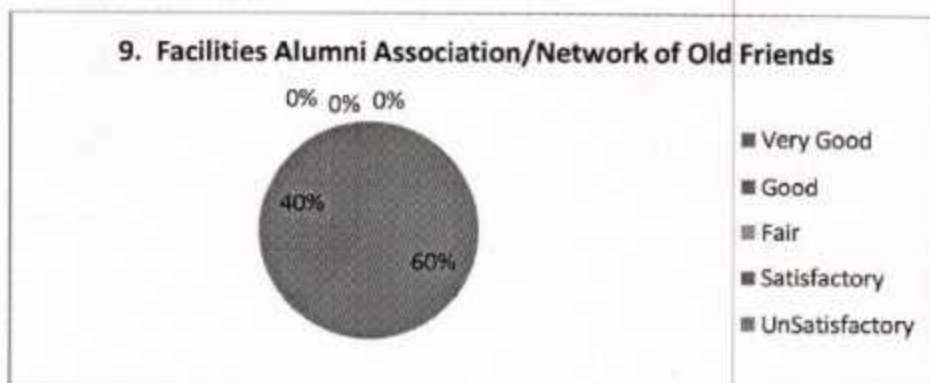
We received 33% very good, 67% good feedback for Training and Placement in our college.



We received 4053% very good, 47% good feedback for Canteen in our college.



We received 60% very good, 40% good feedback for Hostel facilities in our college.



We received 60% very good, 40% good feedback for Facilities alumni association /Network of old friends in our department.

10. Overall Rating of the College



We received 67% very good, 33% good feedback for Overall rating of the college

Ile Kanthigandan

Head of the Department

HOD


PG & RESEARCH DEPARTMENT OF BIOCHEMISTRY
K.M.G. COLLEGE OF ARTS & SCIENCE

[Signature]
Principal

PRINCIPAL
K.M.G. COLLEGE OF ARTS & SCIENCE
GUDIYATTAM - 635 803.
VELLORE DISTRICT

**K.M.G COLLEGE OF ARTS AND SCIENCE,
GUDIYATTAM - 635 803
PG AND RESEARCH DEPARTMENT OF BIOCHEMISTRY
Action Taken Report on Alumni Feedback 2018-19**

Serial NO.	Areas Need Improvement/Suggestions	Action Taken
1	We received 60% very good, 40% good feedback for Facilities alumni association /Network of old friends in our department.	The level of the most recent student feedback has been kept at or above it because of our efforts.


HOD

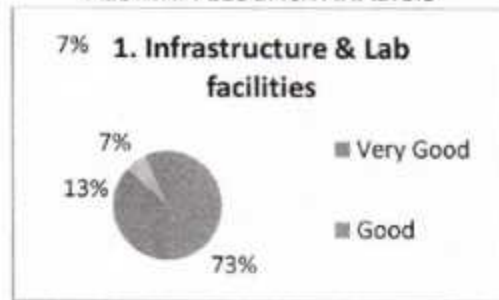
HOD
PG & RESEARCH DEPARTMENT OF BIOCHEMISTRY
K.M.G. COLLEGE OF ARTS & SCIENCE

PRINCIPAL


PRINCIPAL

**K.M.G. COLLEGE OF ARTS & SCIENCE
GUDIYATTAM - 635 803.**

2018-2019
MICRO-BIOLOGY
ALUMNI FEEDBACK ANALYSIS

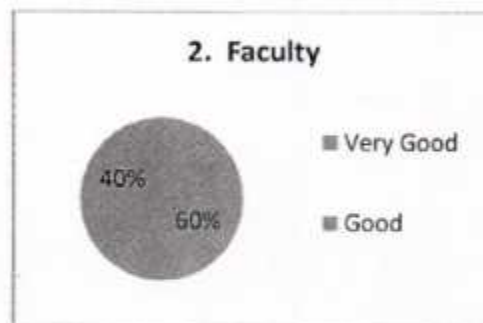


Inference:

73.0% of Alumni's had stated that the content of the subject was very Good; 13% of Alumni's had stated that the content of the subject was excellent; 7% of Alumni's students had stated that the content of the subject was average.

Action Taken:

We are received Positive feedback. Hence we will maintain the same in the future academic years




Inference:

60% of Alumni's had stated that the content of the subject was Very Good; 40% of Alumni's students had stated that the content of the subject was Fair.

Action Taken:

We are received Positive feedback. Hence we will maintain the same in the future academic years



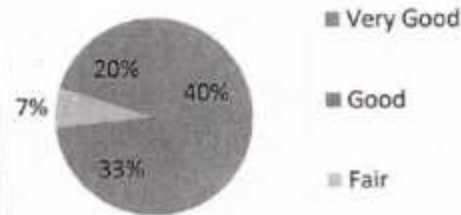
Inference:

13% of Alumni's had stated that the content of the subject was Very Good; 60% of Alumni's had stated that the content of the subject was Good; 20% of Alumni's students had stated that the content of the subject was Satisfactory; 7% of Alumni's had stated that the content of subject was fair.

Action Taken:

We are received Positive feedback. Hence we will maintain the same in the future academic years

4. Project Guidance




Inference:

20% of Alumni's had stated that the content of the subject was Satisfactory; 40% of Alumni's students had stated that the content of the subject was Very good; 33% of Alumni's students had stated that the content of the subject was Good; 7% of Alumni's students had stated that the content of the subject was Fair.

Action Taken:

We are received Positive feedback. Hence we will maintain the same in the future academic years

5. Quality of support material




Inference:

33% of Alumni's had stated that the content of the subject was Good; 34% of Alumni's had stated that the content of the subject was Very Good; 20% of Alumni's students had stated that the content of the subject was Satisfactory; 13% of Alumni's had stated that the content of the subject was Fair.

Action Taken:

We are received Positive feedback. Hence we will maintain the same in the future academic years

6. Training & Placement

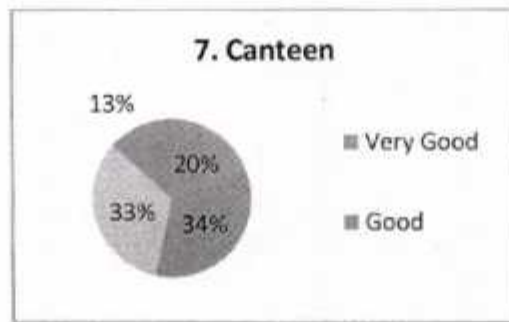


Inference:

40% of Alumni's had stated that the content of the subject was Good; 33% of Alumni's had stated that the content of the subject was Very Good; 27% of Alumni's students had stated that the content of the subject was below Satisfactory.

Action Taken:

We are received Positive feedback. Hence we will maintain the same in the future academic years



Inference:

34% of Alumni's had stated that the content of the subject was Good; 20% of Alumni's had stated that the content of the subject was very good; 33% of Alumni's students had stated that the content of the subject was Fair; 13% of Alumni's had stated that the content of the subject was Satisfactory.

Action Taken:

We are received Positive feedback. Hence we will maintain the same in the future academic years

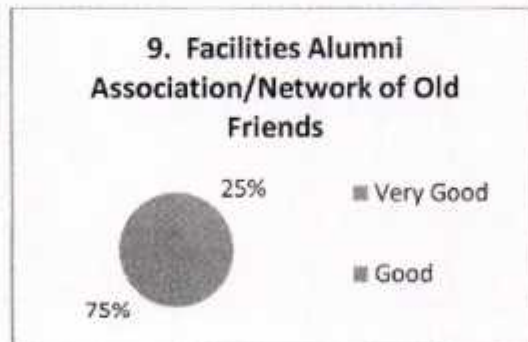


Inference:

12.5% of Alumni's had stated that the content of the subject was Average; 25.0% of Alumni's students had stated that the content of the subject was Excellent; 25.0% of Alumni's had stated that the content of the subject was below average; 12.5% of Alumni's had stated that the content of the subject was Good; 25.0% of Alumni's had stated that the content of the subject was Very Good.

Action Taken:

We are received Positive feedback. Hence we will maintain the same in the future academic years




Inference:

75% of Alumni's had stated that the content of the subject was Good; 25% of Alumni's had stated that the content of the subject was Very Good.

Action Taken:

We are received Positive feedback. Hence we will maintain the same in the future academic years

10. Overall Rating of the College



- Very Good
- Good
- Fair
- Satisfactory
- UnSatisfactory

Inference:

27% of Alumni's had stated that the content of the subject was Good; 73% of Alumni's had stated that the content of the subject was Very Good.

Action Taken:

We are received Positive feedback. Hence we will maintain the same in the future academic years

Head of the Department

HEAD OF THE DEPARTMENT
PG & RESEARCH DEPARTMENT OF MICROBIOLOGY
K.M.G. COLLEGE OF ARTS & SCIENCE
GUDIYATTAM - 635 803


Principal

PRINCIPAL
K.M.G. COLLEGE OF ARTS & SCIENCE
GUDIYATTAM - 635 803.

2018-2019

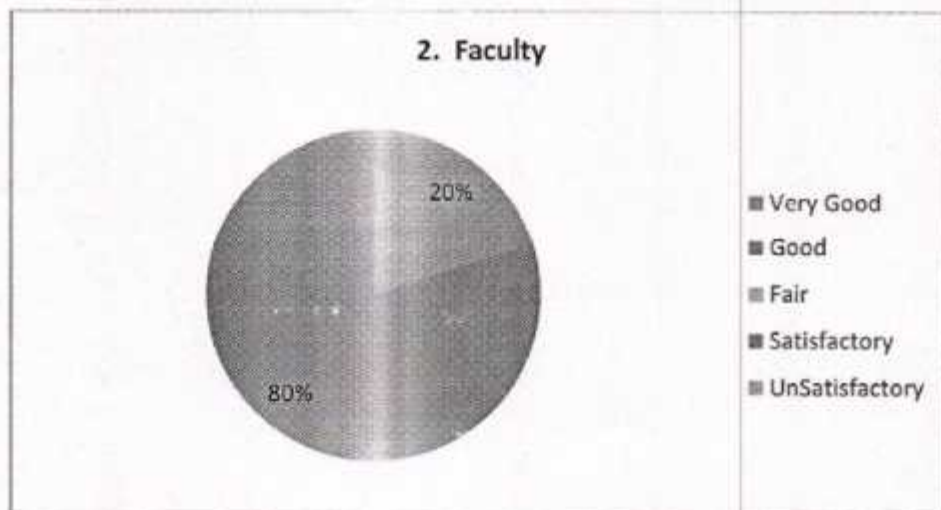
COMMERCE-COMPUTER APPLICATIONS

ALUMNI FEEDBACK ANALYSIS




Inference:

Above table showed that 70% of the alumni felt that infrastructure and lab facilities are very good and 30% of the alumni felt that infrastructure and lab facilities are good.




Inference:

Above table showed that 20% of the alumni felt that faculty are very good and 80% of the alumni felt that faculty are good.



Inference:


Above table showed that 50% of the alumni felt that library are very good and 50% of the alumni felt that library are good.



Inference:

Above table showed that 80% of the alumni felt that project guidance are very good and 20% of the alumni felt that project guidance are good.


5. Quality of support material



Inference:


Above table showed that 30% of the alumni felt that quality of support material are very good and 70% of the alumni felt that quality of support material are good.

6. Training & Placement



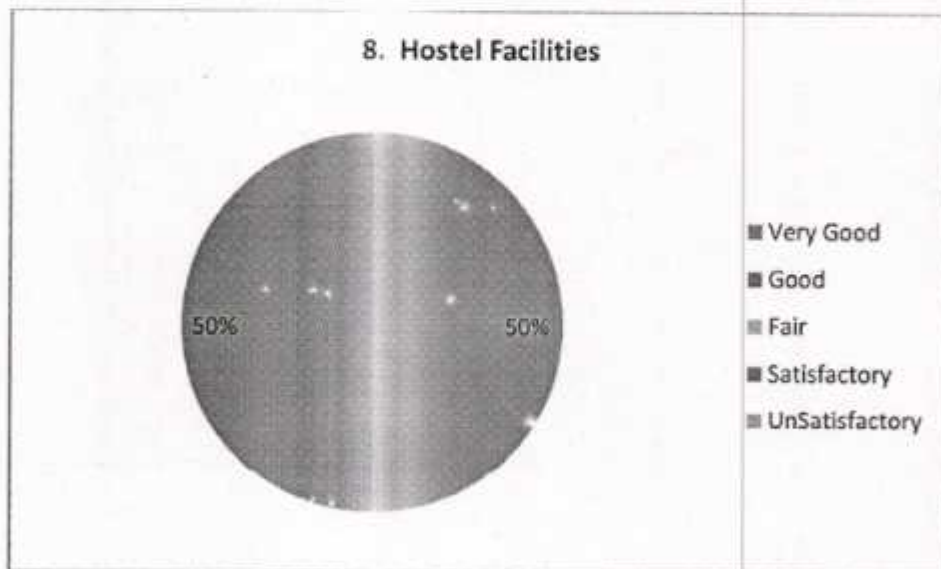
Inference:

Above table showed that 40% of the alumni felt that training and placement are very good and 60% of the alumni felt that training and placement are good.



Inference:


Above table showed that 50% of the alumni felt that canteen are very good and 50% of the alumni felt that canteen are good.



Inference:

Above table showed that 50% of the alumni felt that hostel facilities are very good and 50% of the alumni felt that hostel facilities are good.

9. Facilities Alumni Association/Network of Old Friends




- Very Good
- Good
- Fair
- Satisfactory
- UnSatisfactory

Inference:

Above table showed that 40% of the alumni felt that facilities alumni association/network of old friends are very good and 60% of the alumni felt that facilities alumni association/network of old friends are good.

10. Overall Rating of the College



- Very Good
- Good
- Fair
- Satisfactory
- UnSatisfactory

Inference:

Above table showed that 50 % of the alumni felt that overall rating of the college are very good and 50 % of the alumni felt that overall rating of the college are good.

ACTION TAKEN:

Based on the above analysis the alumin's feedback were excellent and very good. So our college sustain the same and improve based on the need.


Head of the Department

HOD

PG Department of Commerce (CA)
KMG College of Arts and Science,
Gudiyattam - 635 803, Vellore Dist.


Principal

PRINCIPAL

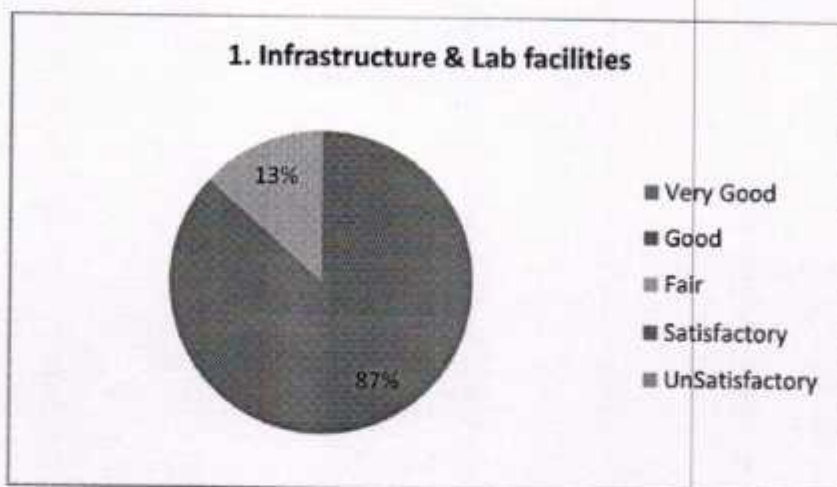
K.M.G. COLLEGE OF ARTS & SCIENCE
GUDIYATTAM - 635 803

KMG COLLEGE OF ARTS AND SCIENCE

PG AND RESEARCH DEPARTMENT OF CHEMISTRY

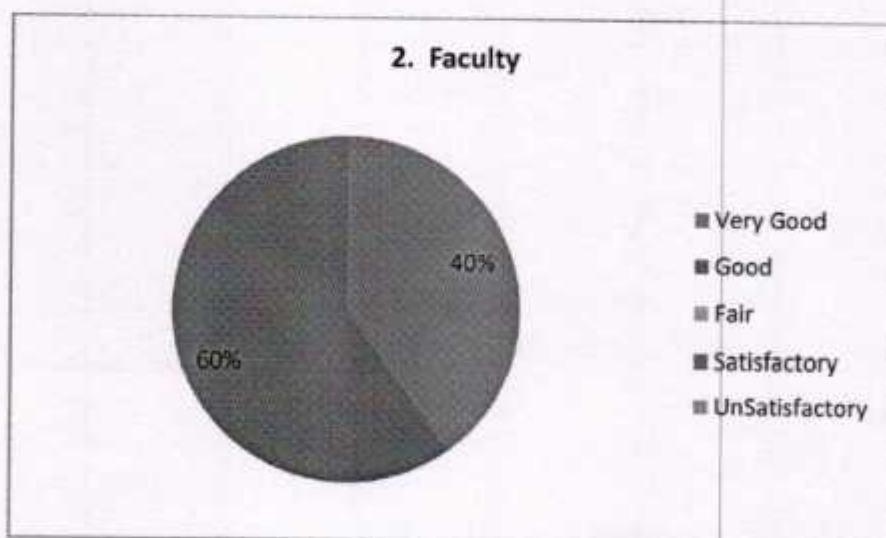
ALUMNI FEEDBACK ANALYSIS

2018-2019



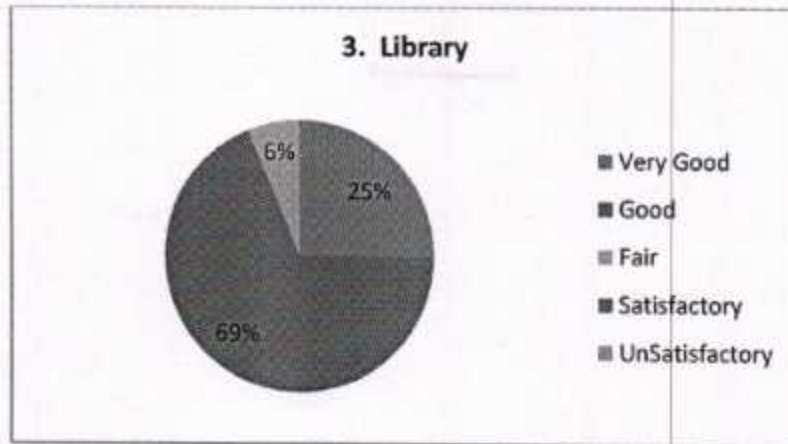
Inference:

The above table showed that Alumni feedback Analysis for The Infrastructure & Lab Facilities was 87% Good and 13% Fair.



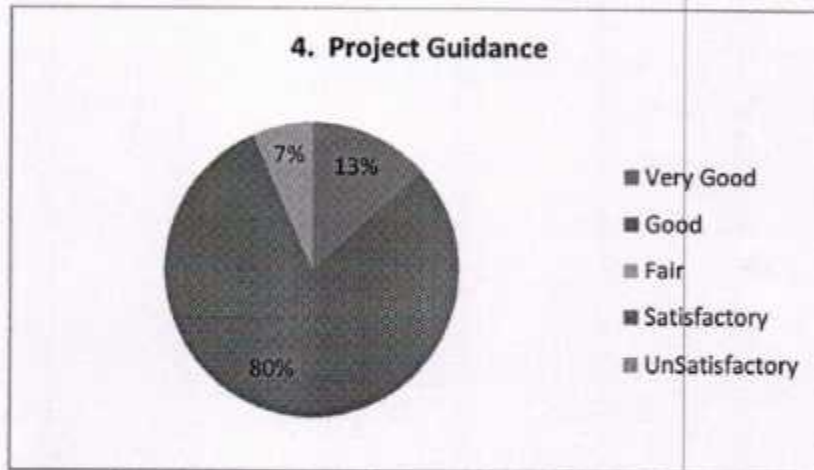
Inference:

The above table showed that Alumni feedback Analysis for The Faculty in our department was 40% very good and 60% Good.



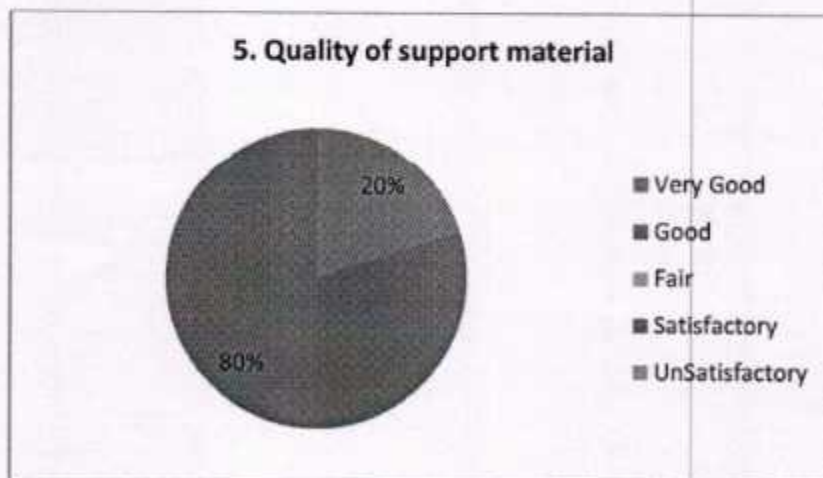
Inference:

The above table showed that Alumini feedback Analysis for the library facility was 25% very good 69% Good and 6% Fair



Inference:

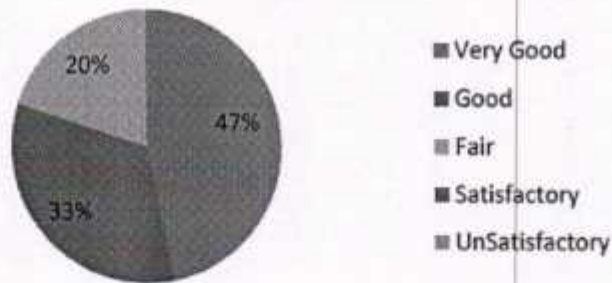
The above table showed that Alumini feedback Analysis for the project guidance was 7% very good 80% Good and Fair 07%



Inference:

The above table showed that Alumini feedback Analysis for the quality of support material was 20% very good and 80% Good .


6. Training & Placement



Inference:

The above table showed that Alumini feedback Analysis for the training and placement for our college was 47% very good, 33% Good. And 20% fair

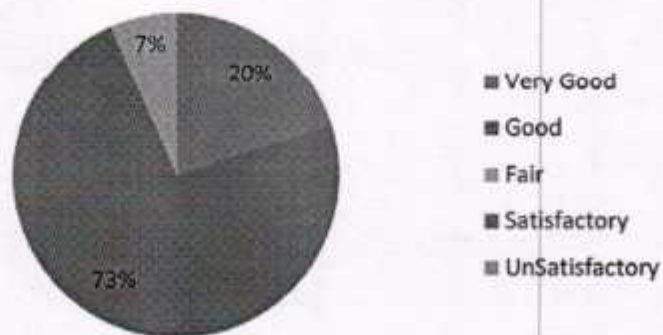
7. Canteen



Inference:

The above table showed that Alumini feedback Analysis for the canteen facility was 40% very good , 40% Good and 20% fair.

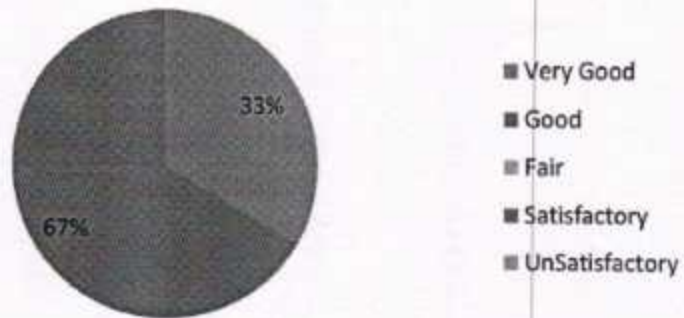
8. Hostel Facilities



Inference:

The above table showed that Alumini feedback Analysis for the hostel facility was 20% very good 73% Good and 7 % fair

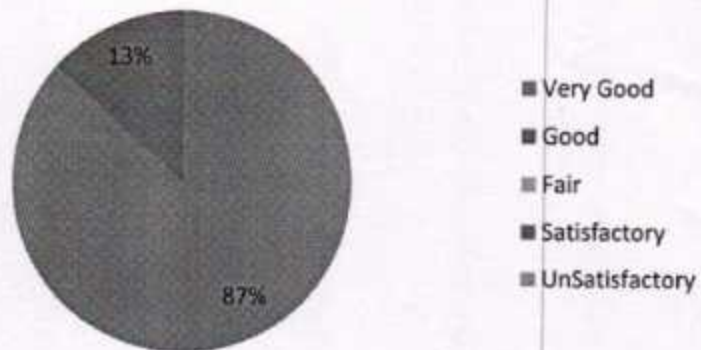
9. Facilities Alumni Association/Network of Old Friends



Inference:

The above table showed that Alumni feedback Analysis for the alumni association was 33% very good and 67% Good

10. Overall Rating of the College



Inference:

The above table showed that Alumni feedback Analysis for overall rating of the college was 87 % very good and 13% Good.

Action Taken:

Based on the above analysis it is concluded that the Alumni feedback were Good in the majority of the questions. So we follow the same and try to development the same on the need base.

M. S. Pivalcanni
Head of the Department

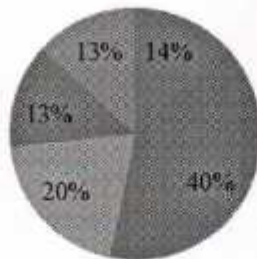
HOD
PG & RESEARCH DEPARTMENT OF CHEMISTRY
K.M.G. COLLEGE OF ARTS & SCIENCE

[Signature]
Principal

PRINCIPAL
K.M.G. COLLEGE OF ARTS & SCIENCE
GUDIYATTAM - 639 803.

2018-2019
ENGLISH
ALUMNI FEEDBACK ANALYSIS

1. Infrastructure & Lab facilities

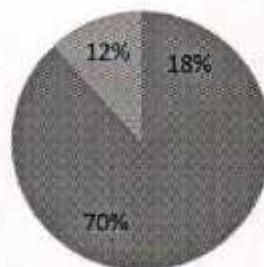


- Very Good
- Good
- Fair
- Satisfactory
- UnSatisfactory

Analysis

The above Pie chart showed that 14% of the alumni felt that Infrastructure and Lab facilities are very good, 40% of the alumni felt Good and 20% of the alumni felt fair, 13% of the alumni felt satisfactory and 13% of the alumni felt Unsatisfactory.

2. Faculty




- Very Good
- Good
- Fair
- Satisfactory
- UnSatisfactory

Analysis

The above Pie chart showed that 18% of the alumni felt that the faculty members are very good, 70% of the alumni felt Good and 12% of the alumni felt fair.

3. Library

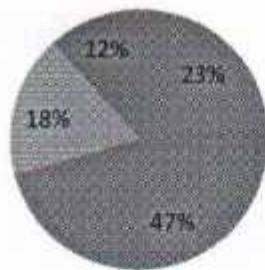


- Very Good
- Good
- Fair
- Satisfactory
- UnSatisfactory

Analysis

The above Pie chart showed that 67% of the alumni felt that Library facilities are very good, 7% of the alumni felt fair, 20% of the alumni felt satisfactory and 6% of the alumni felt Unsatisfactory.

4. Project Guidance




- Very Good
- Good
- Fair
- Satisfactory
- UnSatisfactory

Analysis

The above Pie chart showed that 23% of the alumni felt that Project guidelines are very good, 47% of the alumni felt good, 18% of the alumni felt fair and 12% of the alumni felt satisfactory.

5. Quality of support material

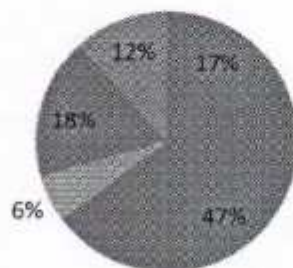


- Very Good
- Good
- Fair
- Satisfactory
- UnSatisfactory

Analysis

The above Pie chart showed that 13% of the alumni felt that quality of support materials are very good, 67% of the alumni felt good, 13% of the alumni felt fair and 7% of the alumni felt satisfactory.

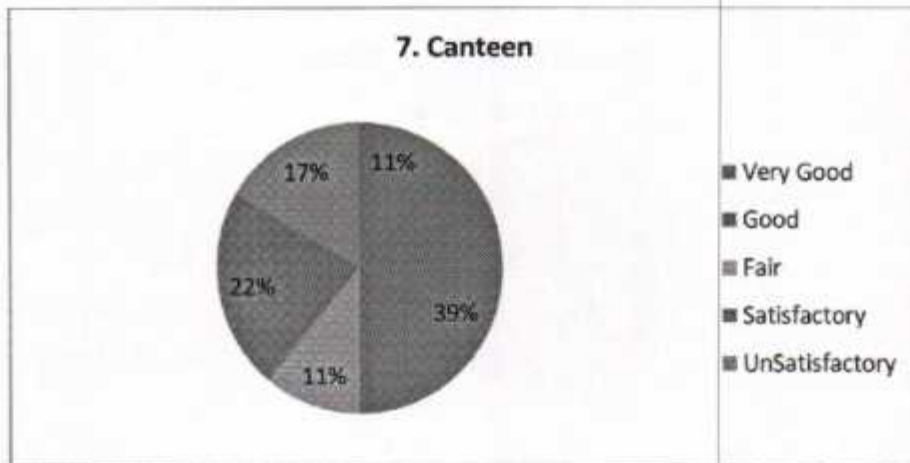
6. Training & Placement



- Very Good
- Good
- Fair
- Satisfactory
- UnSatisfactory

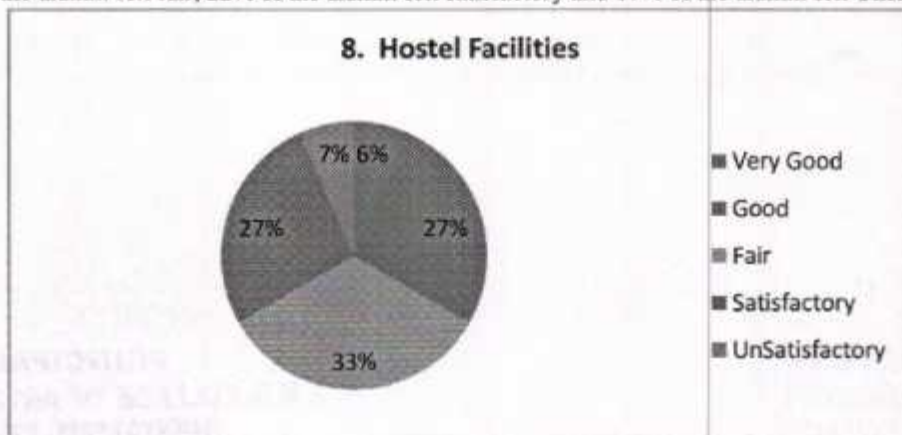
Analysis

The above Pie chart showed that 17% of the alumni felt that training and placement are very good, 47% of the alumni felt good, 6% of the alumni felt fair, 18% of the alumni felt satisfactory and 12% of the alumni felt UnSatisfactory.



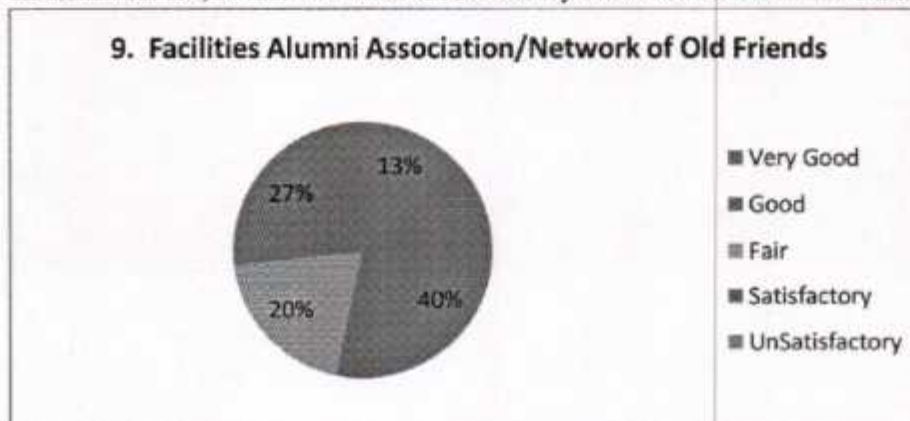
Analysis

The above Pie chart showed that 11% of the alumni felt that canteen facilities are very good, 39% of the alumni felt good, 11% of the alumni felt fair, 22% of the alumni felt satisfactory and 17% of the alumni felt Unsatisfactory.



Analysis

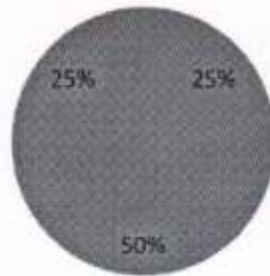
The above Pie chart showed that 6% of the alumni felt that Hostel facilities are very good, 27% of the alumni felt good, 33% of the alumni felt fair, 27% of the alumni felt satisfactory and 7% of the alumni felt Unsatisfactory.



Analysis

The above Pie chart showed that 13% of the alumni felt that Facilities Alumni association is very good, 40% of the alumni felt good, 20% of the alumni felt fair and 27% of the alumni felt satisfactory.

10. Overall Rating of the College



- Very Good
- Good
- Fair
- Satisfactory
- UnSatisfactory

Analysis

The above Pie chart showed that 25% of the alumni felt that overall rating of the college is very good, 50% of the alumni felt good and 25% of the alumni felt satisfactory.

ACTION TAKEN:

Majority of the Alumni's responses are Favorable and the department should maintain the same for the coming years and also improve some facilities based on the needs of the alumni.

for Mr. Suresh
HOD

HEAD OF THE DEPARTMENT
PG DEPARTMENT OF ENGLISH
K.M.G. COLLEGE OF ARTS & SCIENCE
GUDIYATTAM - 635 803

[Signature]
PRINCIPAL

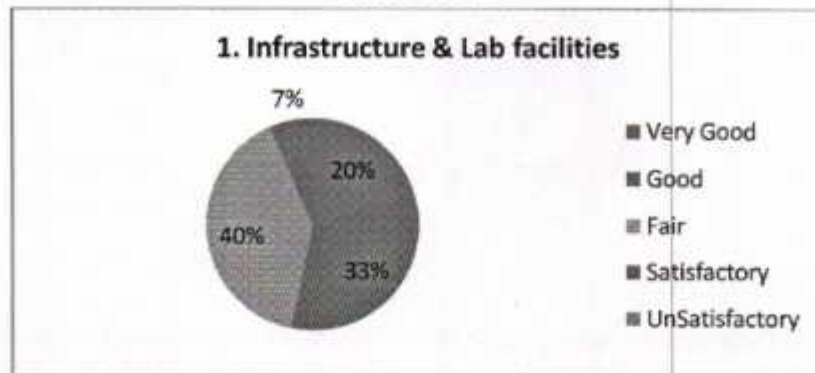
PRINCIPAL
K.M.G. COLLEGE OF ARTS & SCIENCE
GUDIYATTAM - 635 803.

K.M.G.COLLEGE OF ARTS & SCIENCE, GUDIYATTAM-635803.

DEPARTMENT OF MATHEMATICS

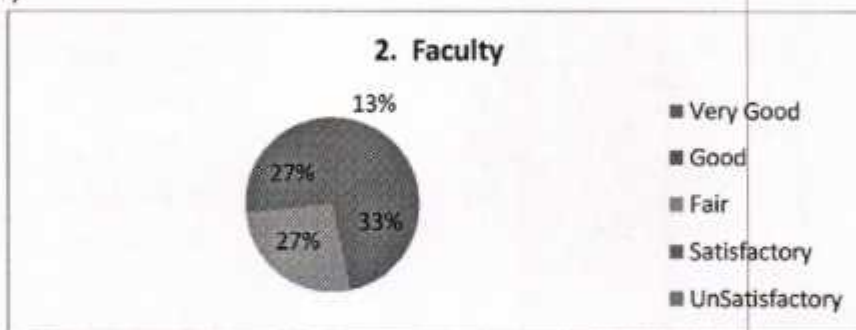
ALUMNI FEEDBACK ANALYSIS

2018-2019



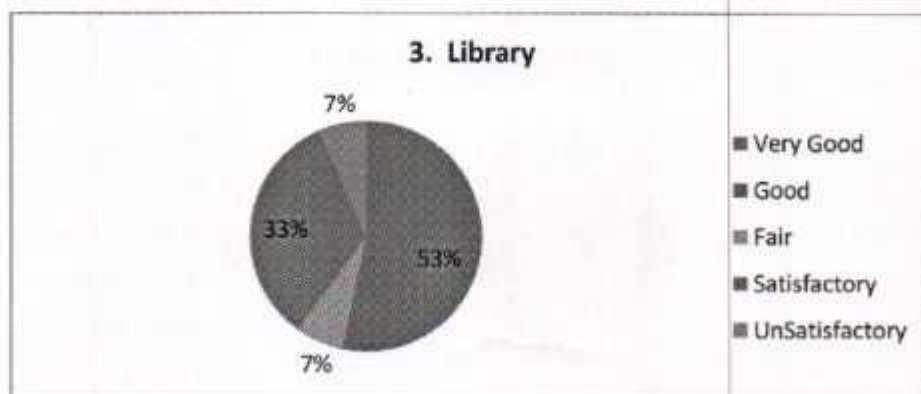
Analysis:

The above Pie chart showed that 20% of the alumni felt that Infrastructure and Lab facilities are very good, 33% of the alumni felt good, 40% of the alumni felt fair and 7% of the alumni felt satisfactory.



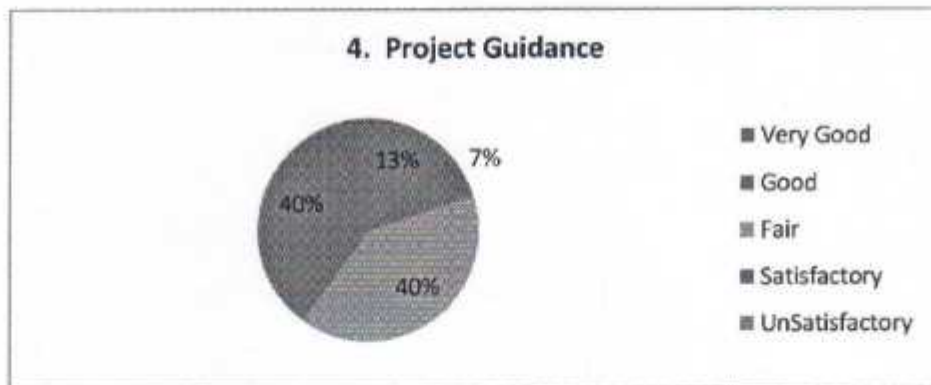
Analysis:

The above Pie chart showed that 13% of the alumni felt that faculty members are very good, 33% of the alumni felt good, 27% of the alumni felt fair and 27% of the alumni felt satisfactory.



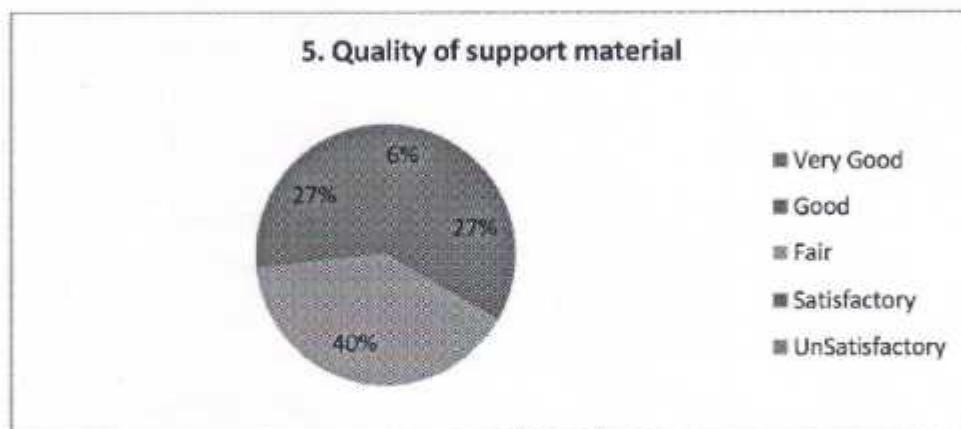
Analysis:

The above Pie chart showed that 53% of the alumni felt that Library facilities are good, 7% of the alumni felt fair, 33% of the alumni felt satisfactory and 7% of the alumni felt satisfactory.



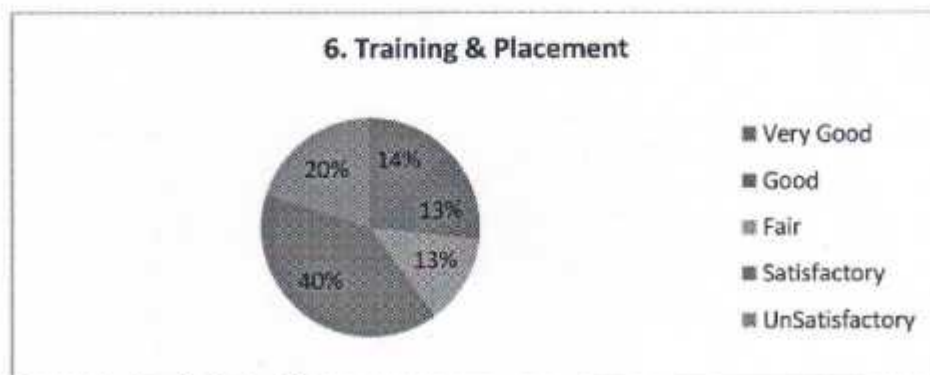
Analysis:

The above Pie chart showed that 13% of the alumni felt that Project guidelines are very good, 7% of the alumni felt good, 40% of the alumni felt fair and 40% of the alumni felt satisfactory.



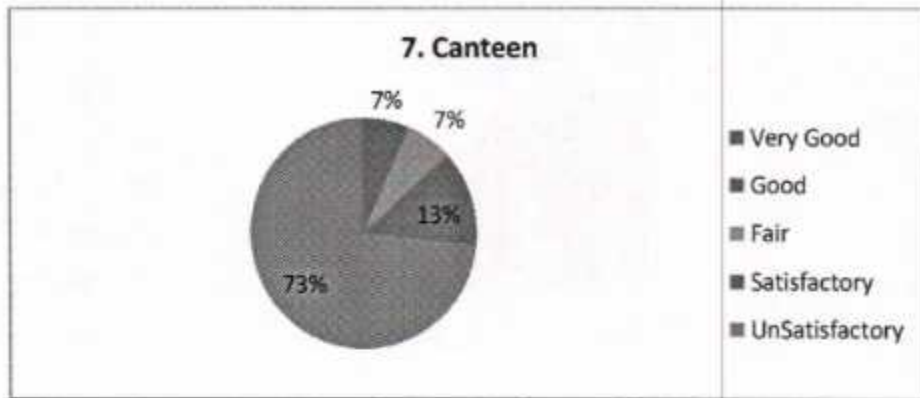
Analysis:

The above Pie chart showed that 6% of the alumni felt that quality of support materials are very good, 27% of the alumni felt good, 40% of the alumni felt fair and 27% of the alumni felt satisfactory.



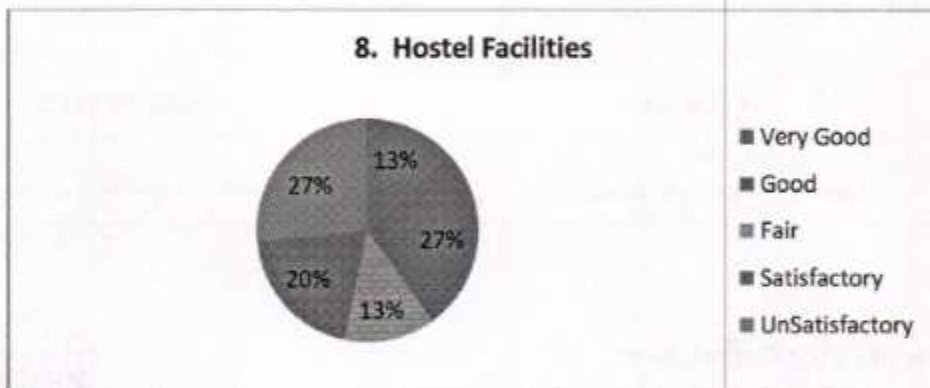
Analysis:

The above Pie chart showed that 14% of the alumni felt that training and placement are very good, 20% of the alumni felt good, 13% of the alumni felt fair, 40% of the alumni felt satisfactory and 13% of the alumni felt unsatisfactory.



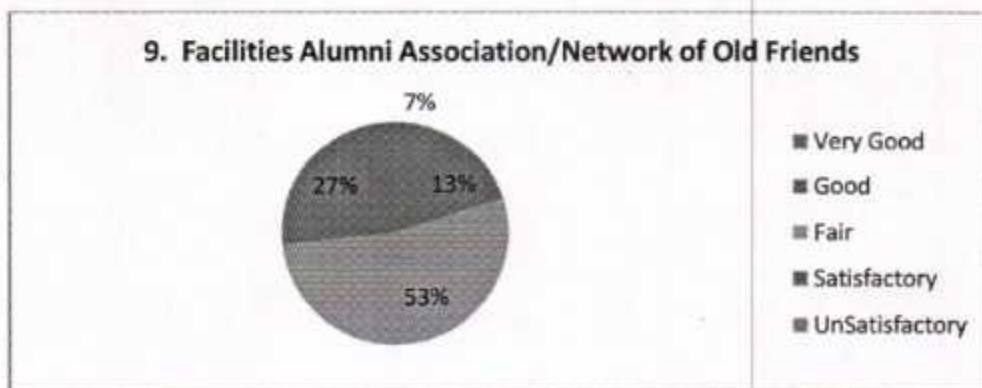
Analysis:

The above Pie chart showed that 7% of the alumni felt that canteen facilities are good, 7% of the alumni felt fair, 13% of the alumni felt satisfactory, 73% of the alumni felt unsatisfactory.



Analysis:

The above Pie chart showed that 13% of the alumni felt that Hostel facilities are very good, 27% of the alumni felt good, 13% of the alumni felt fair, 20% of the alumni felt satisfactory and 27% of the alumni felt unsatisfactory.



Analysis:

The above Pie chart showed that 7% of the alumni felt that facilities Alumni association are very good, 13% of the alumni felt good, 53% of the alumni felt fair and 27% of the alumni felt satisfactory.

10. Overall Rating of the College



Analysis:

The above Pie chart showed that 7% of the alumni felt that overall rating of the college are very good, 47% of the alumni felt good, 33% of the alumni felt fair and 13% of the alumni felt satisfactory.

ACTION TAKEN: Based on the feedback and the action taken are illustrated in the following table.

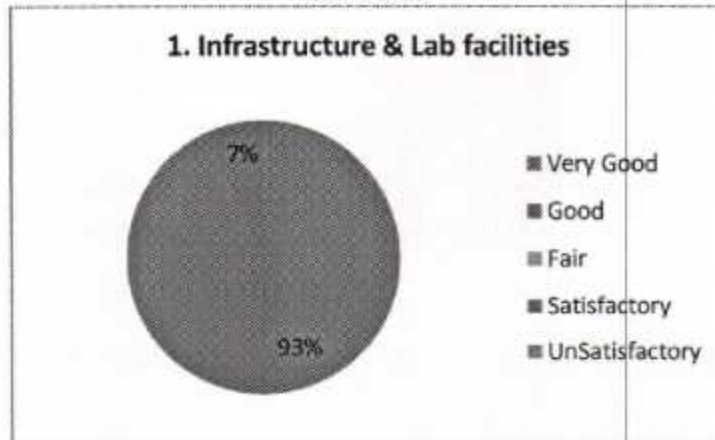
S.No	FEEDBACK	ACTION TAKEN
1.	Canteen facilities is required	Planned to arrange mobile canteen

N. Parvathi
Head of the Department

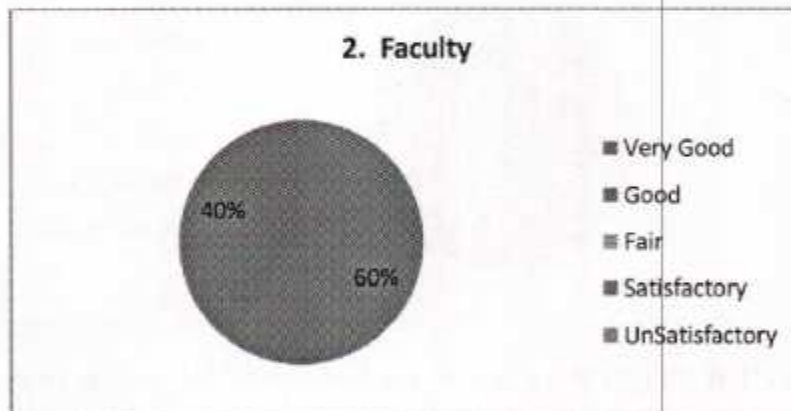
HOD
PG & RESEARCH DEPARTMENT OF MATHEMATICS
K.M.G. COLLEGE OF ARTS & SCIENCE

[Signature]
Principal
PRINCIPAL
K.M.G. COLLEGE OF ARTS & SCIENCE
GUDIYATTAM - 635 893.

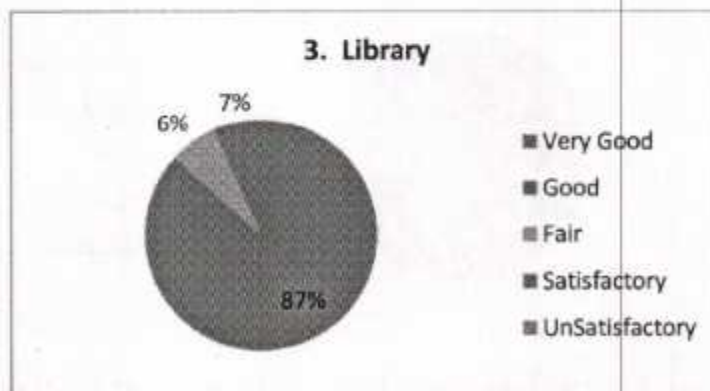
DEPARTMENT OF COMPUTER APPLICATIONS
ALUMNI FEEDBACK ANALYSIS
2018-2019




The result shows that 93% of the alumni has given very good for infrastructure & Lab facilities and 7% has given good.



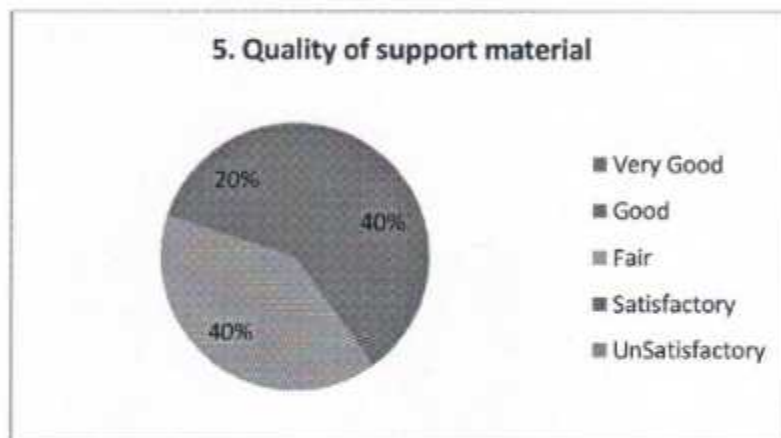
The result shows that 60% of the alumni has given very good for faculty and 40% has given good.




The result shows that 87% of the alumni has given good for library facilities, 6% has given fair and 7% has given satisfactory.



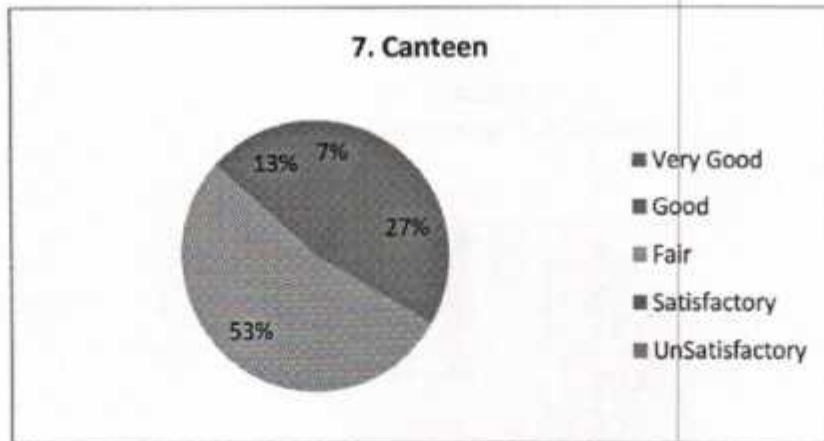
The result shows that 73% of the alumini has given good for project guidance and 27% has given fair.




The result shows that 40% of the alumini has given good for quality of support material, 40% has given fair and 13% has given satisfactory.



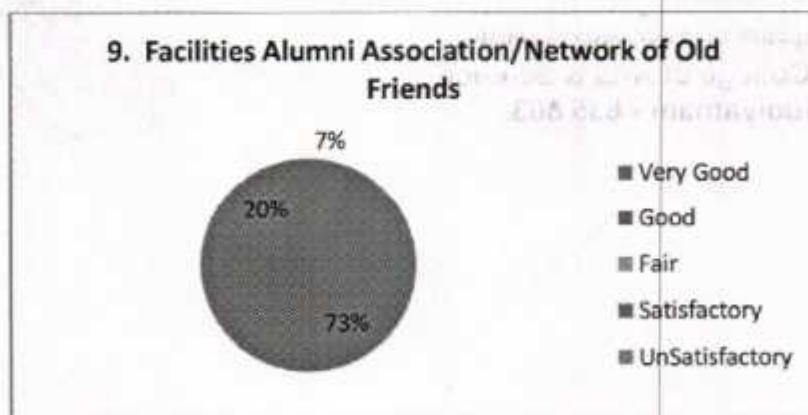
The result shows that 12% of the alumini has given very good for training & placement, 24% has given good, 29% has given fair and 35% has given satisfactory.



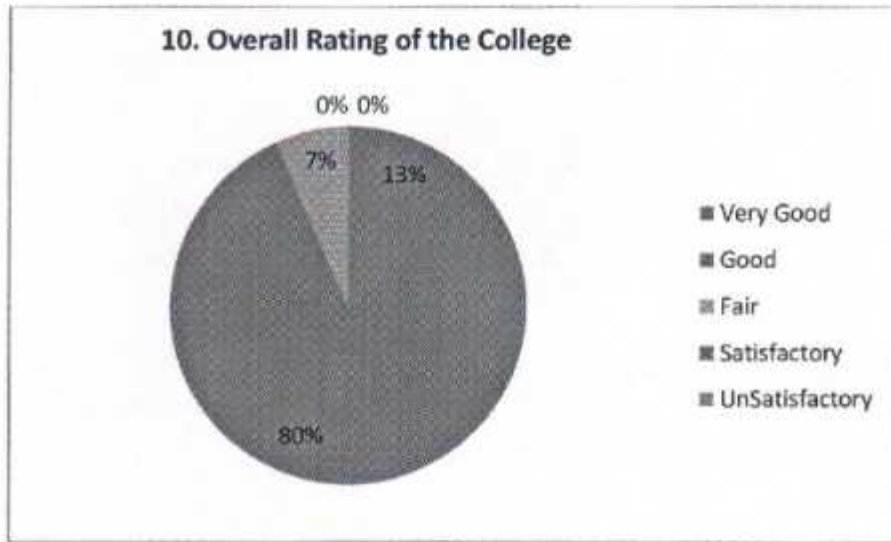
The result shows that 7% of the alumini has given very good for canteen, 27% has given good, 53% has given fair and 13% has given satisfactory.



The result shows that 6% of the alumini has given very good for hostel facilities, 27% has given good, 60% has given fair and 7% has given satisfactory.



The result shows that 7% of the alumini has given very good for facilities alumni association/network of old friends , 73% has given good and 20% has given satisfactory.



The result shows that 13% of the alumini has given very good for overall rating of the college, 80% has given good and 7% has given fair.

Action Taken:

We have received good response in all parameters. We are trying to sustain the same.

Head of the Department 
 Head Department of Computer Applications
 KMG College of Arts & Science
 Gudiyatham - 635 803.


 PRINCIPAL
 K.M.G. COLLEGE OF ARTS & SCIENCE
 GUDIYATTAM - 635 803.
 VELLORE DISTRICT



K.M.G COLLEGE OF ARTS AND SCIENCE

Permanently Affiliated to Thiruvalluvar University and
recognized by UGC under section 2(F) & 12(B) of the UGC Act 1956.

Accredited with B+ Grade by NAAC.

Associate member of ICT ACADEMY.

Phone:914171227306

Email:kmgcollege@gmail.com

www.kmgcollege.edu.in

Action Taken Report on Feedback 2018-2019

Students Feedback

SNO	AREAS NEEDS IMPROVEMENTS/SUGGESTIONS	ACTION TAKEN
1.	Student-Teacher Interaction	For excellent student-teacher interaction, parents teachers meetings and ward meetings are being conducted by every department in the college.
2.	Discipline	A General Discipline Committee is there comprising of the teaching members of all departments which takes care of the general discipline among the students. Action Taken report is being maintained in the department to control the irregular students and also the tutorial system is properly maintained.

Parents Feedback


SNO	AREAS NEEDS IMPROVEMENTS/SUGGESTIONS	ACTION TAKEN
1.	Staff behavior (Teaching / non-teaching) is warm and co-operative	Yes, appropriate actions and measures are taken to regulate the teaching and non-teaching staff members. Examples: 1. Bio metric system has been installed in the college. 2. Leave and OD forms are maintained.
2.	Admission Procedure	Admission Procedure is done according to the rules and regulations of the university and the college. An admission committee is there in the college compressing of the faculty members of all departments which takes care of admission proceedings for all the courses while the admission process starts in the beginning of every academic year.

Teachers Feedback

SNO	AREAS NEEDS IMPROVEMENTS/SUGGESTIONS	ACTION TAKEN
1.	Course activities (Internships / Field visit / Guest Lectures / Assignments / Seminars / others) are relevant for development of various skills for employment and self – employment.	Guest Lectures, Seminars and field visits have been organized by the department. Assignment works are also given to the students for self-study and improvements. Actions have been taken to provide for internship programs and more field visits.
2.	Course contents have enough scope for development of analytical, logical, technical and creative skills to the students	Action has been taken to provide E-content for every subject for the students to refer and the E-Content has been uploaded in the college website as well.

Alumni Feedback

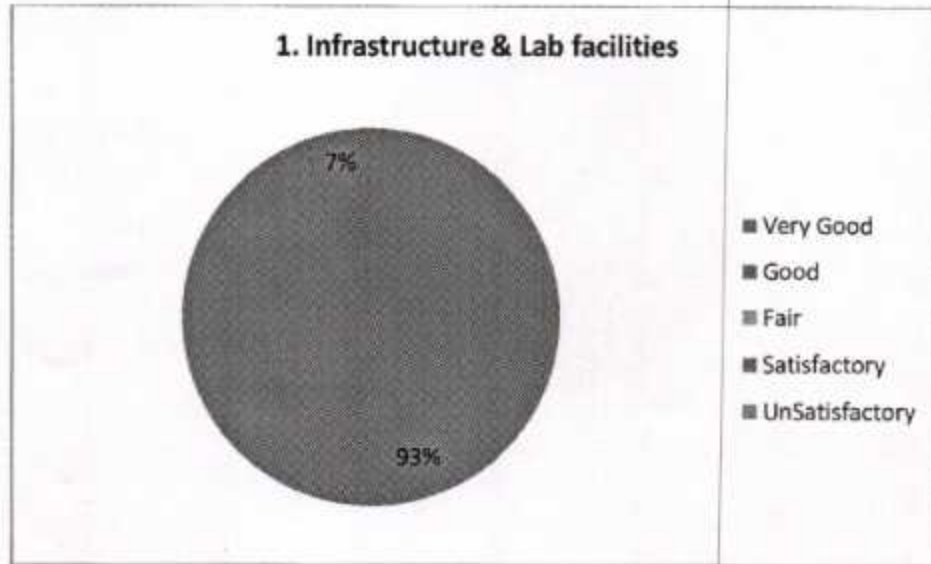
SNO	AREAS NEEDS IMPROVEMENTS/SUGGESTIONS	ACTION TAKEN
1.	Facilities Alumni Association/Network of Old Friends	Steps to renew alumni association were taken. Facilities were made in college website where alumni can register themselves in college alumni group.
2.	Library	Every year the college library updates the book stock by procuring new books according to the need of every department.


Head of the Department

Prof. P DANIEL SUNDARRAJ, M.Sc., M.Phil
Assistant Professor & Head
Department of Computer Science
K. M. G. College of Arts & Science
R. S. Road, Ammanangkuppam
Gudiyattam - 635 803

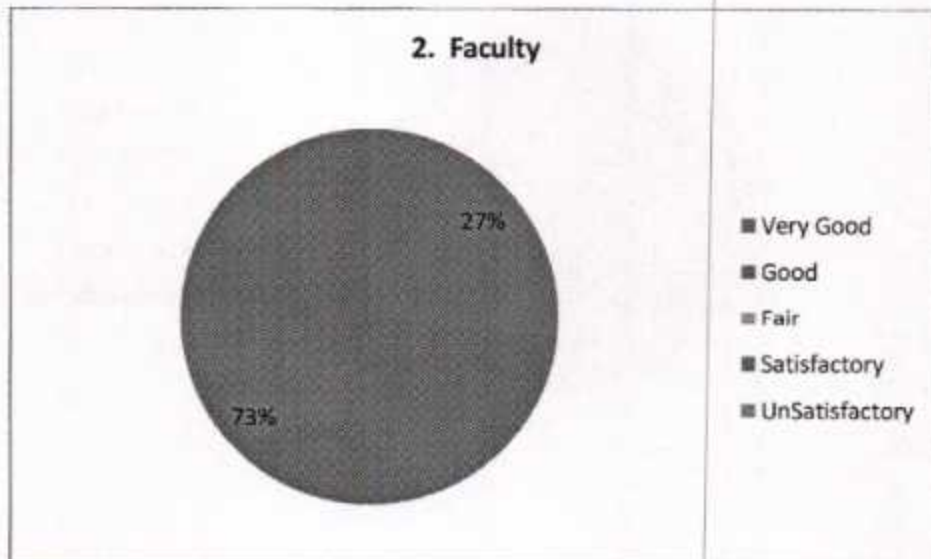

PRINCIPAL
K.M.G. COLLEGE OF ARTS & SCIENCE
GUDIYATTAM - 635 803

2018-2019
COMPUTER SCIENCE
ALUMNI FEEDBACK ANALYSIS



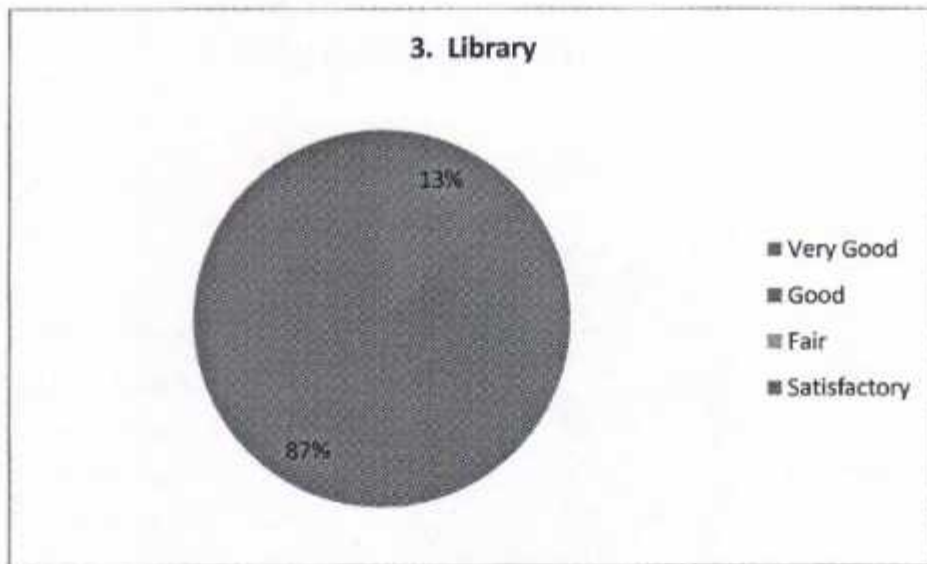
Analysis

The above pie chart shows that **93%** respondents have given Verygood for Infrastructure and Lab facilities,**07%** respondents have given Good for the Infrastructural and Lab facilities.



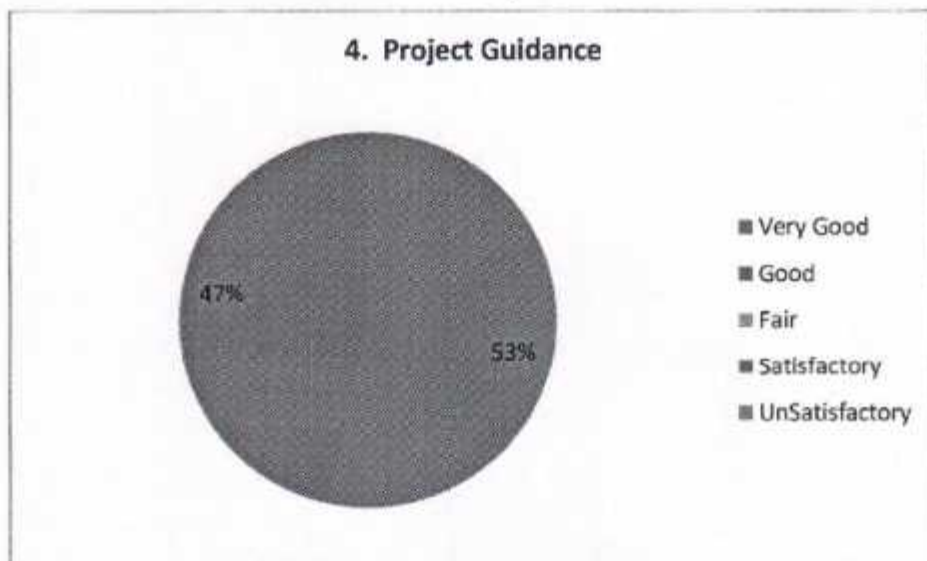
Analysis

The above chart shows that **73%** respondents have given Good for Faculty and **27%** respondents have given Verygood for Faculty.



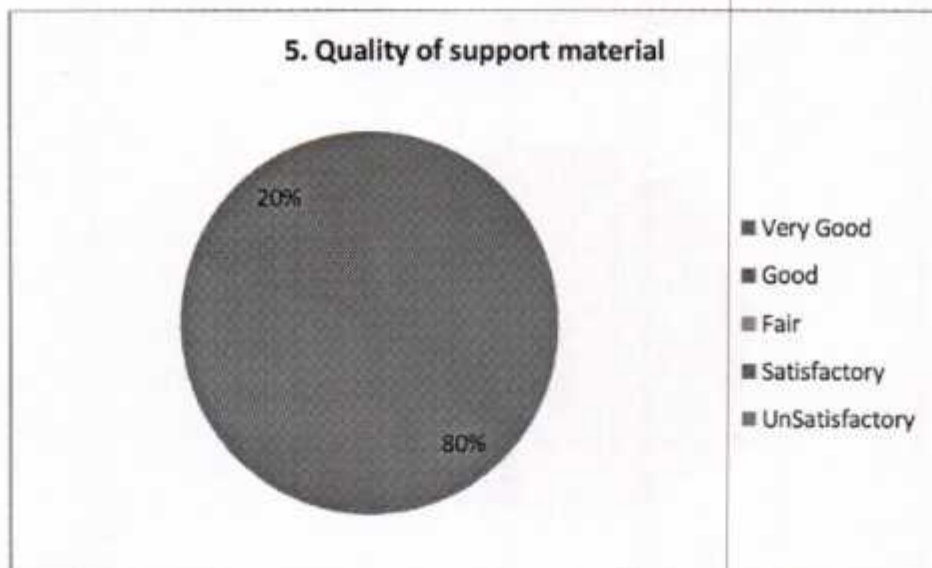
Analysis

The above chart shows that **87%** respondents have given Good and **13%** respondents have given Verygood for the Library facility.




Analysis

The above chart shows that **53%** respondents have given Verygood and **47%** respondents have given Good for the Project Guidance.




Analysis

The above chart shows that **80%** respondents have given Verygood, **20%** respondents have given Good for Quality of support material.



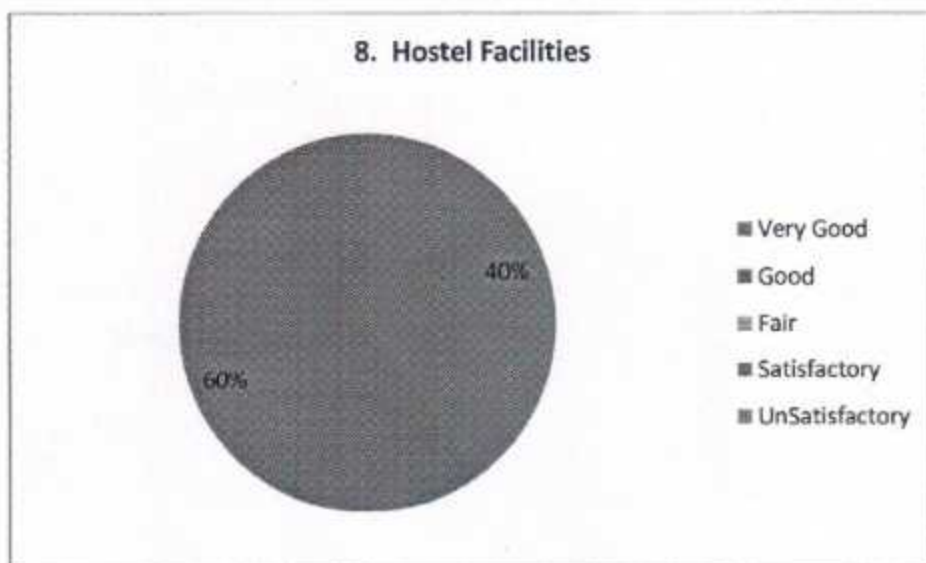
Analysis

The above chart shows that **60%** respondents have given Verygood, **40%** respondents have given Good for Training & Placement.



Analysis


The above chart shows that **53%** respondents have given Verygood, **47%** respondents have given Good for Canteen.



Analysis

The above chart shows that **60%** respondents have given Good, **40%** respondents have given Verygood for Hostel Facilities.


9. Facilities Alumni Association/Network of Old Friends



Analysis


The above chart shows that **60%** respondents have given Good, **40%** respondents have given verygood for Facilities Alumni Association/Network of Old Friends.

10. Overall Rating of the College



Analysis

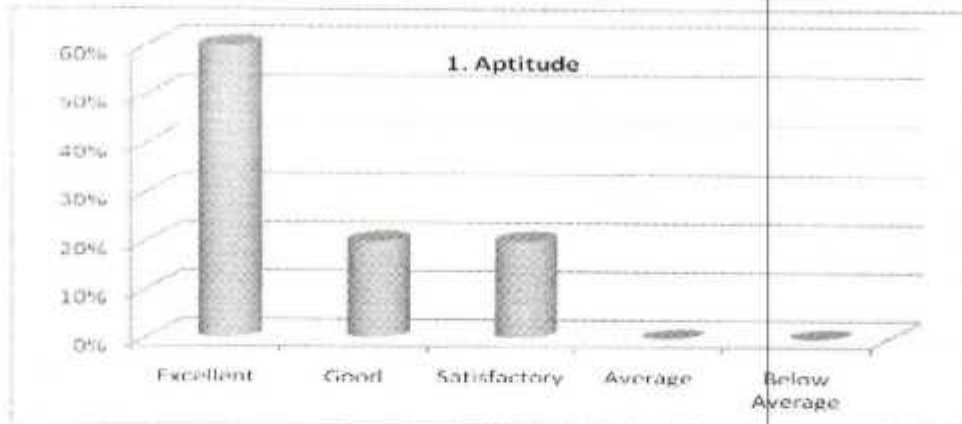
The above chart shows that **87%** respondents have given Verygood, **13%** respondents have given Good for Overall Rating of the College.


Head of the Department

Prof. P DANIEL SUNDARRAJ, M.Sc., M.Phil
Assistant Professor & Head
Department of Computer Science
K M G College of Arts & Science
R S. Road, Ammanangkuppam
Gudiyattam - 635 803

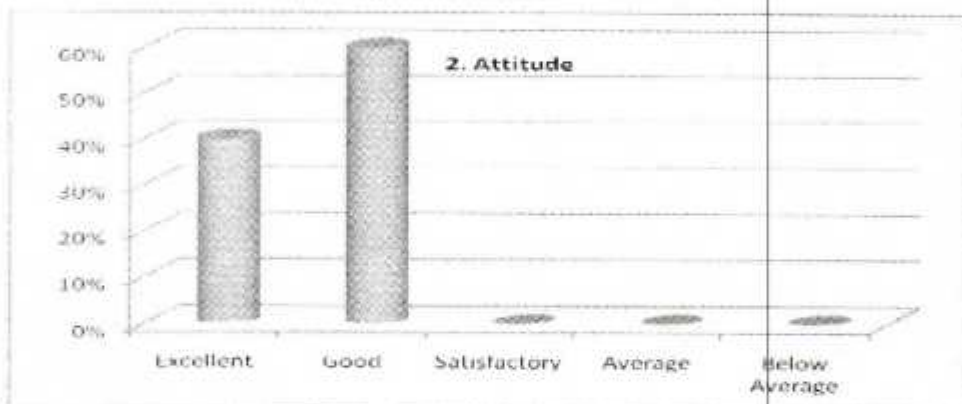

PRINCIPAL
K.M.G. COLLEGE OF ARTS & SCIENCE
GUDIYATTAM - 635 893.

K.M.G.COLLEGE OF ARTS & SCIENCE, GUDIYATTAM-635803.
PLACEMENT CELL
EMPLOYER FEEDBACK ANALYSIS
2018-2019



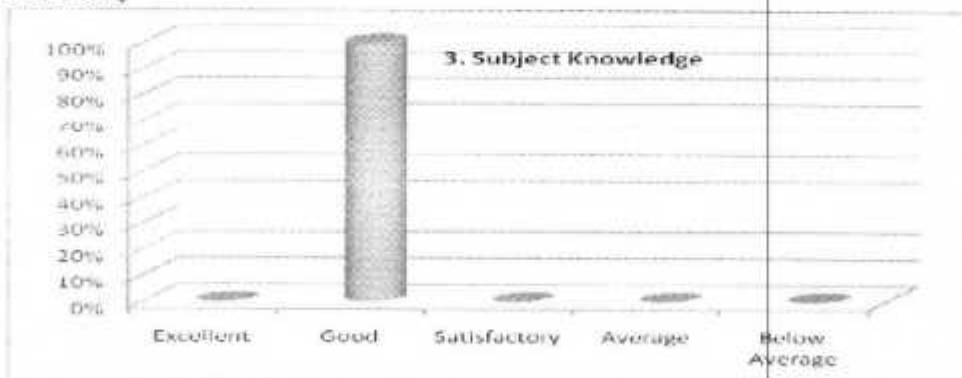
Inference:

60% of Employers had stated that the Aptitude skill was Excellent; 20% of Employers had stated that the Aptitude skill was Good; 20% of Employers had stated that the Aptitude skill was Satisfactory



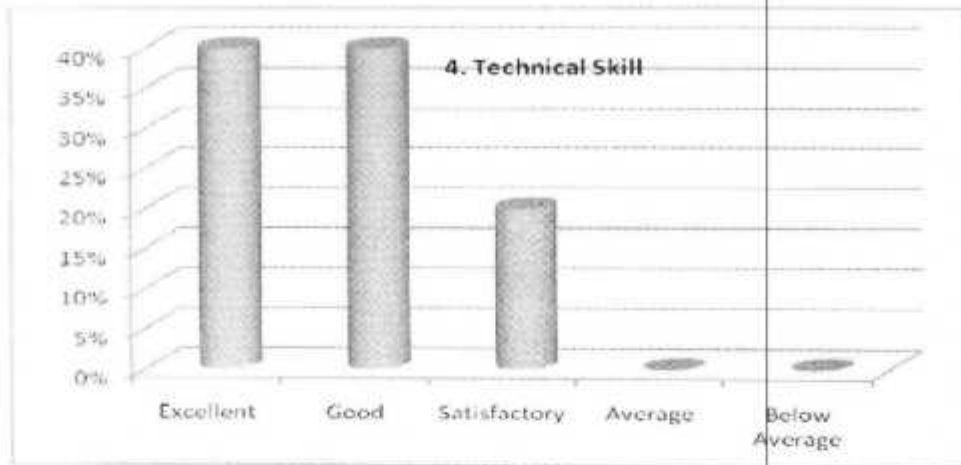
Inference:

40% of Employers had stated that the Attitude of students was Good; 60% of Employers had stated that the Attitude of students was Satisfactory



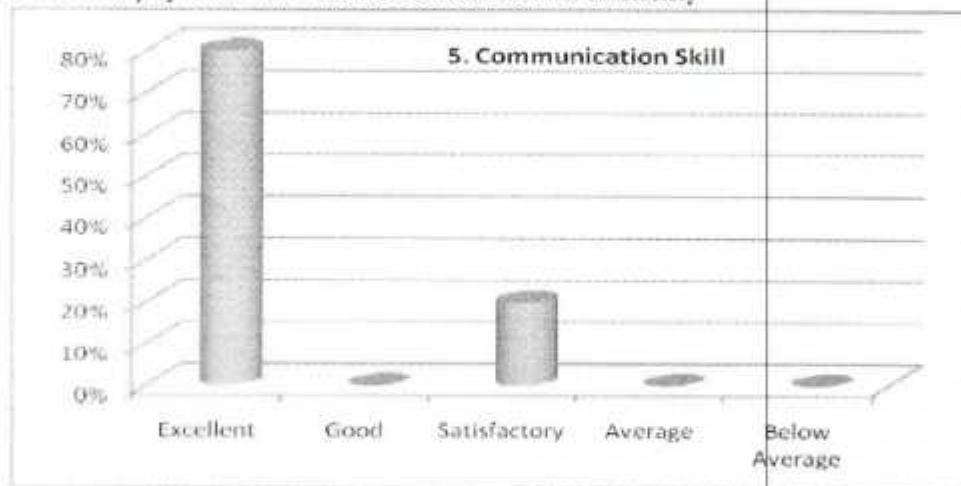
Inference:

100% of Employers had stated that the Subject knowledge was Good



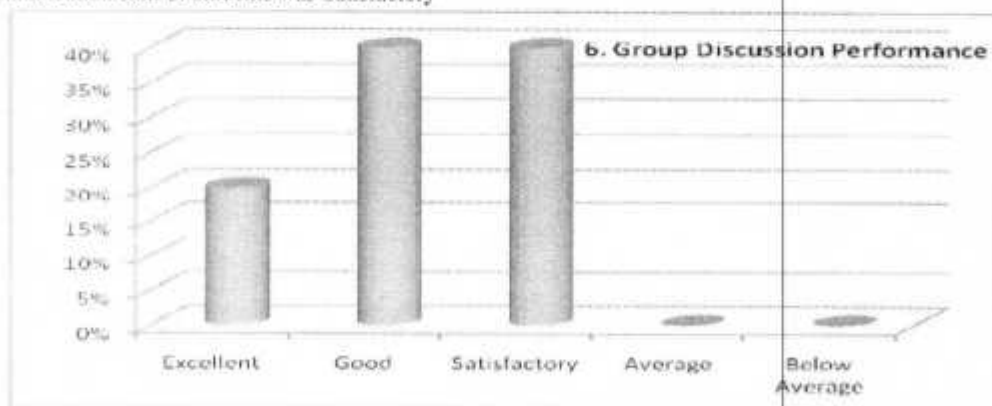
Inference:

40% of Employers had stated that the Technical Skill was Excellent; 40% of Employers had stated that the Technical Skill was Good; 20% of Employers had stated that the Technical Skill was satisfactory



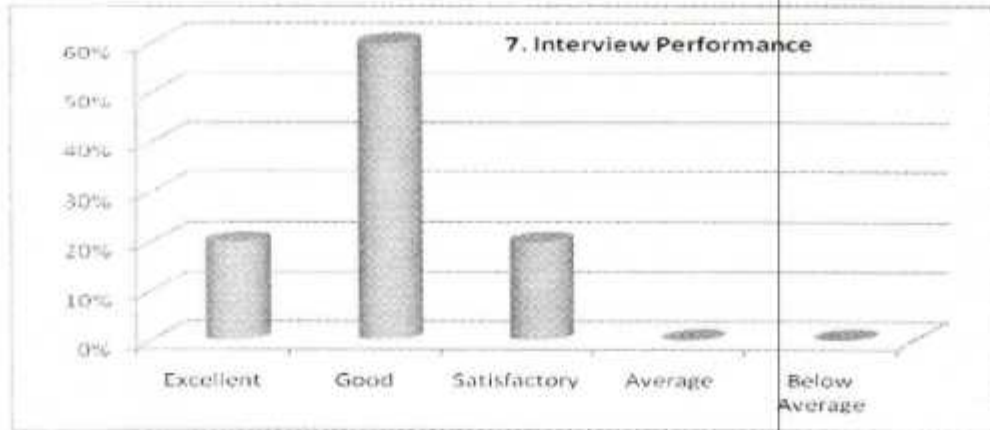
Inference:

80% of Employers had stated that the Communication skill of students was Excellent; 20% of Employers had stated that the Communication skill of students was Satisfactory



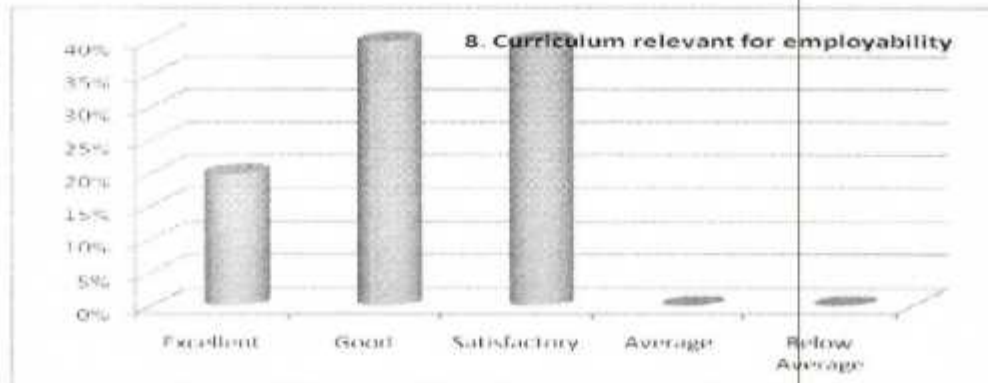
Inference:

20% of Employers had stated that the Group Discussion performance was Excellent; 40% of Employers had stated that the Group Discussion performance was Good; 40% of Employers had stated that the Group Discussion performance was Satisfactory



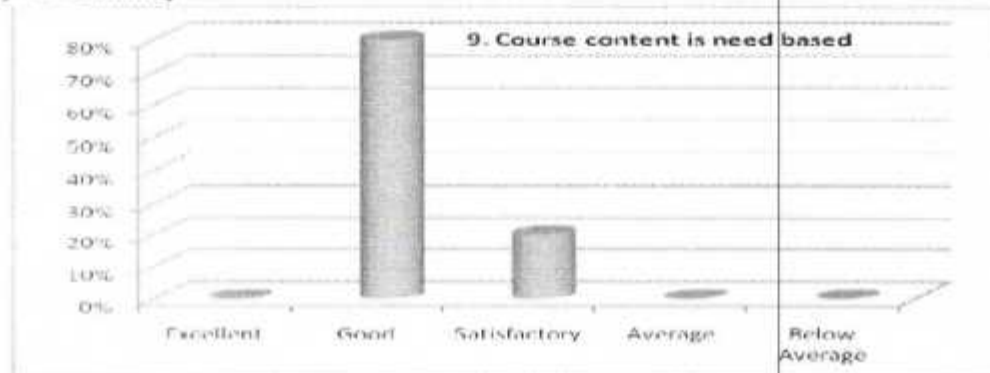
Inference:

20% of Employers had stated that the Interview performance of students was Excellent; 60% of Employers had stated that the Interview performance of students was Good; 20% of Employers had stated that the Interview performance of students was Satisfactory



Inference:

20% of Employers had stated that the curriculum relevant for employability was Excellent; 40% of Employers had stated that the curriculum relevant for employability was Good; 40% of Employers had stated that the curriculum relevant for employability was Satisfactory



Inference:

40% of Employers had stated that the Course content was Good; 20% of Employers had stated that the Course content was satisfactory

Action Taken:

Based on the above analysis it is concluded that the Employers feedback were excellent and good in the majority of questions. So we follow the same and try to development the same on the need base.


PRINCIPAL
K.M.G. COLLEGE OF ARTS & SCIENCE
GUDIYATTAM - 635 803.