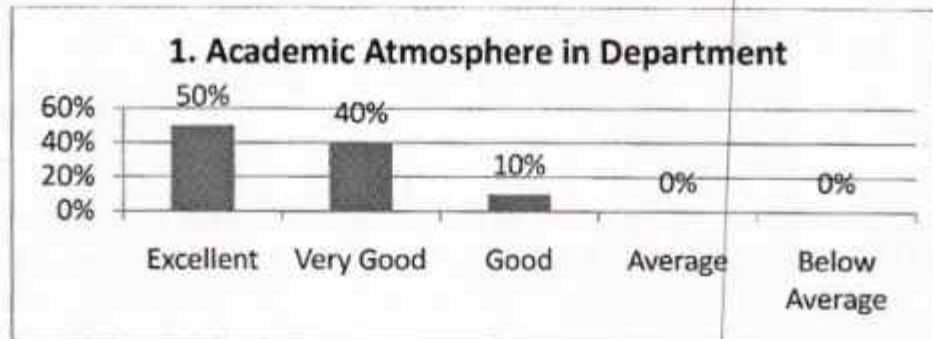
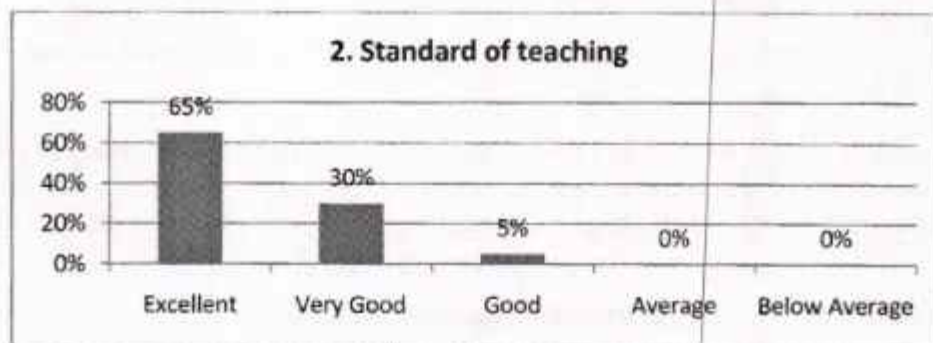


K.M.G. COLLEGE OF ARTS AND SCIENCE
PG & RESEARCH DEPARTMENT OF COMMERCE
(2017-2018) STUDENTS FEEDBACK ANALYSIS



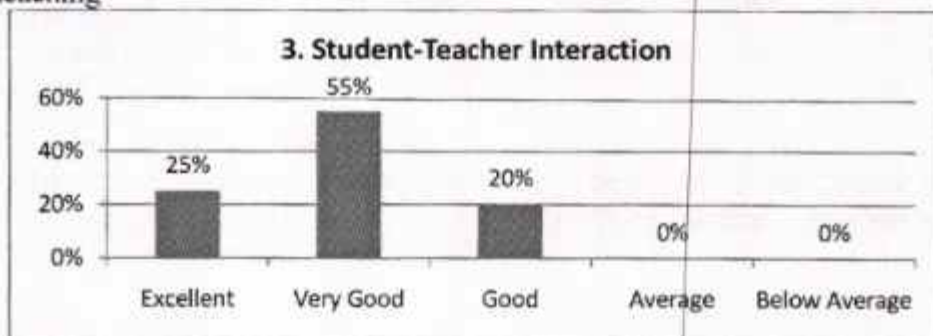
Inference:

The above column chart showed that 50% of the students felt that there is excellent academic atmosphere in department, 40% of the students felt that there is very good academic atmosphere in the department, and 10% of the students felt that there is good academic atmosphere in the department



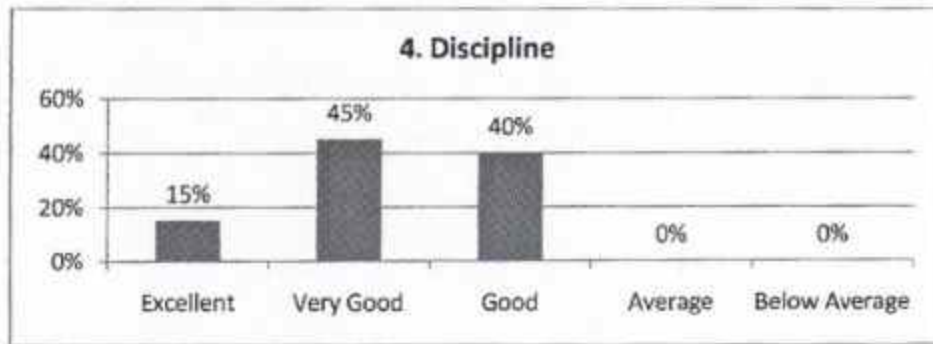
Inference:

The above column chart showed that 65% of the students felt that there is excellent standard of teaching, 30% of the students felt that there is very good standard of teaching, and 5% of the students felt that there is good standard of teaching



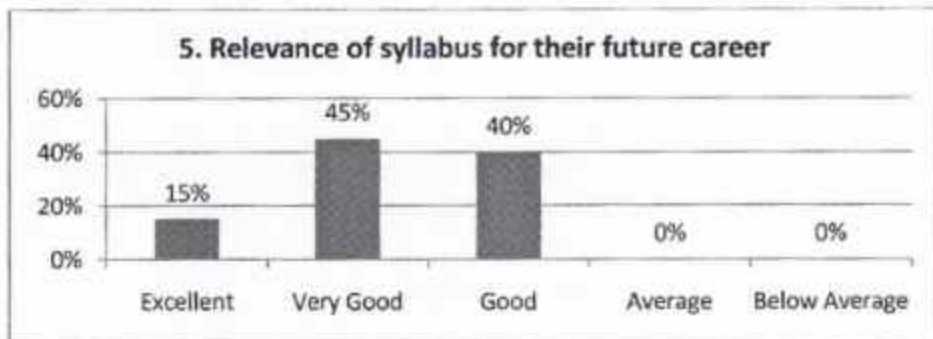
Inference:

The above column chart showed that 25% of the students felt that there is excellent student – teacher interaction, 55% of the students felt that there is very good student – teacher interaction, and 20% of the students felt that there is good student – teacher interaction



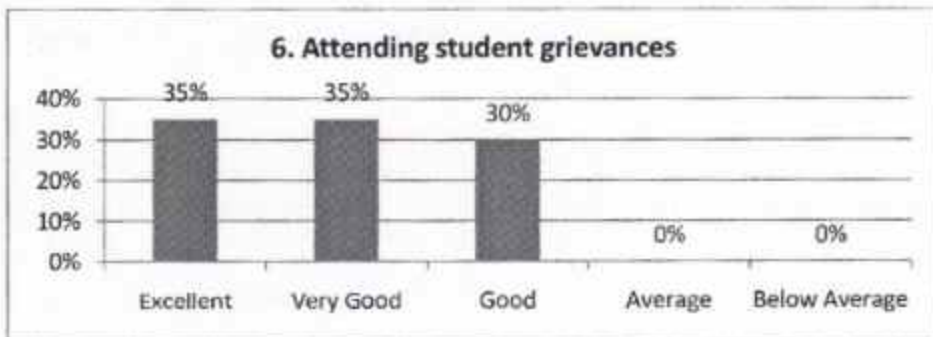
Inference:

The above column chart showed that 15% of the students felt that there is excellent discipline, 45% of the students felt that there is very good discipline, and 15% of the students felt that there is good discipline.



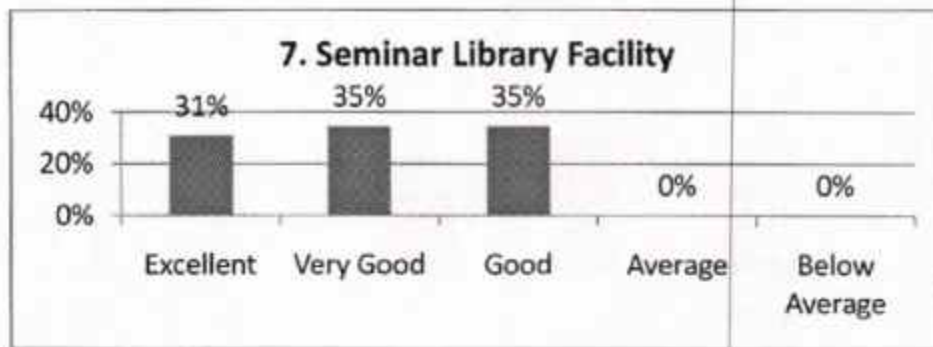
Inference:

The above column chart showed that 15% of the students felt that there is excellent relevance of syllabus for their future career, 45% of the students felt that there is very good relevance of syllabus for their future career and 40% of the students felt that there is good relevance of syllabus for their future career.



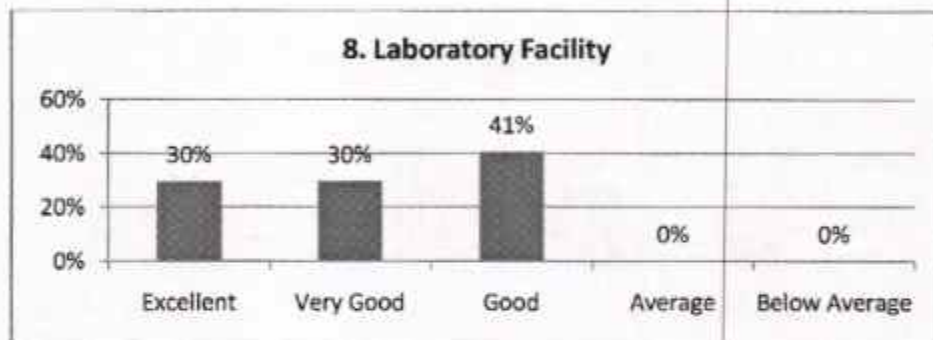
Inference:

The above column chart showed that 35% of the students felt that there is very good attending student grievances, 35% of the students felt that there is good attending student grievances and 30% of the students felt that there is average attending student grievances.



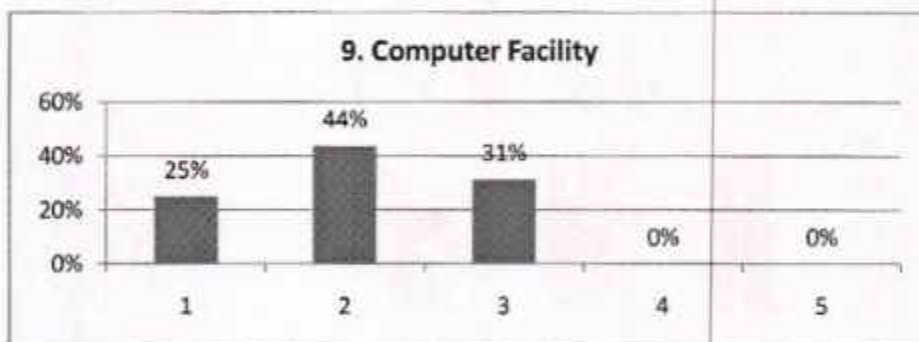
Inference:

The above column chart showed that 31% of the students felt that there is excellent seminar library facility, 35% of the students felt that there is very good seminar library facility and 35% of the students felt that there is good seminar library facility.



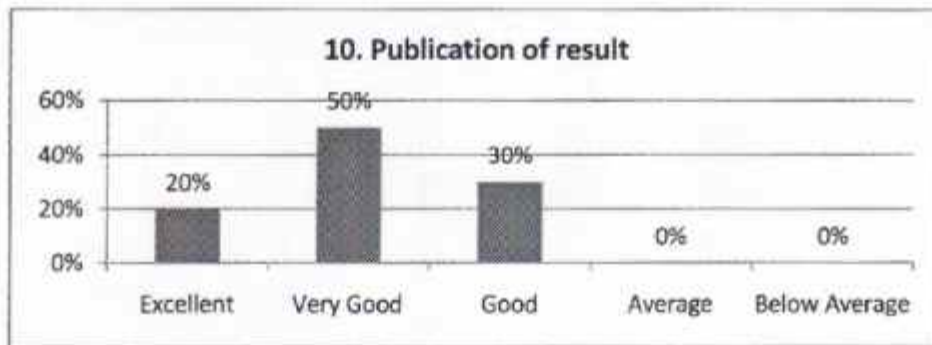
Inference:

The above column chart showed that 30% of the students felt that there is excellent laboratory facility, 30% of the students felt that there is very good laboratory facility, and 41% of the students felt that there is good laboratory facility.




Inference:

The above column chart showed that 25% of the students felt that there is excellent computer facility, 44% of the students felt that there is very good computer facility, and 31% of the students felt that there is good computer facility.



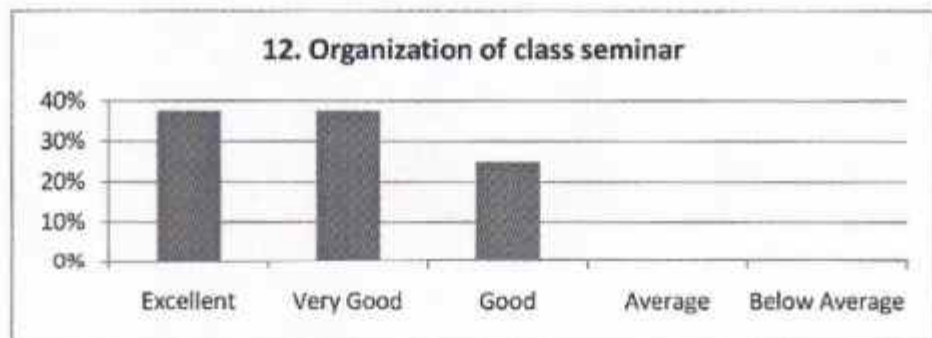
Inference:

The above column chart showed that 20% of the students felt that there is excellent publication of result, 50% of the students felt that there is very good publication of result, and 30% of the students felt that there is good publication of result.



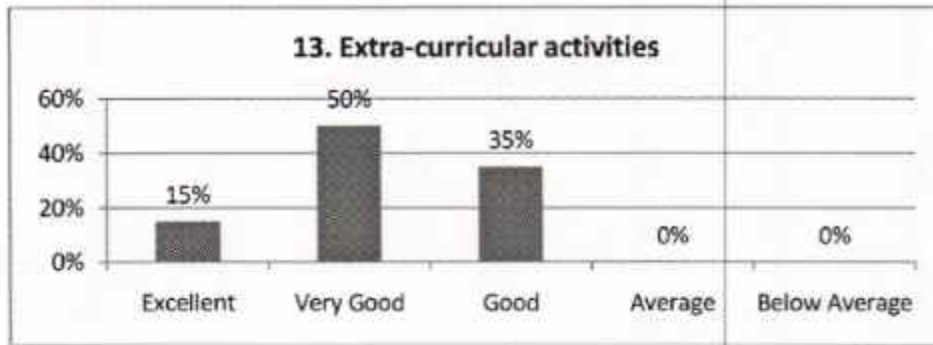
Inference:

The above column chart showed that 22% of the students felt that there is excellent examination pattern, 30% of the students felt that there is very good examination pattern and 48% of the students felt that there is good examination pattern.



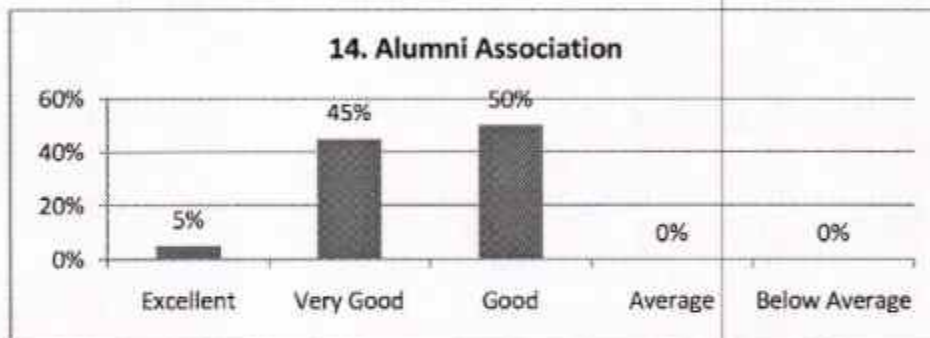
Inference:

The above column chart showed that 37% of the students felt that there is excellent organisation of class seminar, 38% of the students felt that there is very good organisation of class seminar 25% of the students felt that there is good organisation of class seminar.



Inference:

The above column chart showed that 15% of the students felt that there is excellent extra-curricular activities, 50% of the students felt that there is very good extra-curricular activities, and 35% of the students felt that there is good extra-curricular activities.




Inference:

The above column chart showed that 5% of the students felt that there is excellent alumni association, 45% of the students felt that there is very good alumni association and 50% of the students felt that there is good alumni association.

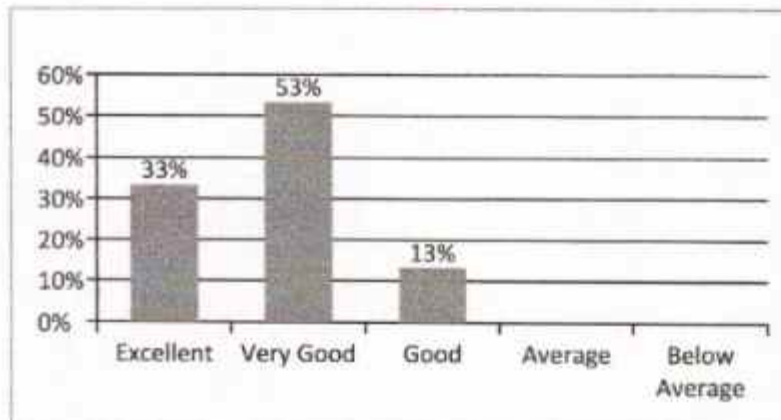
ACTION TAKEN

Based on the above analysis it is concluded that the students feedback were strongly agreed in the majority of the questions. So we try to sustain the same and improve on the need base.


Head of the Department

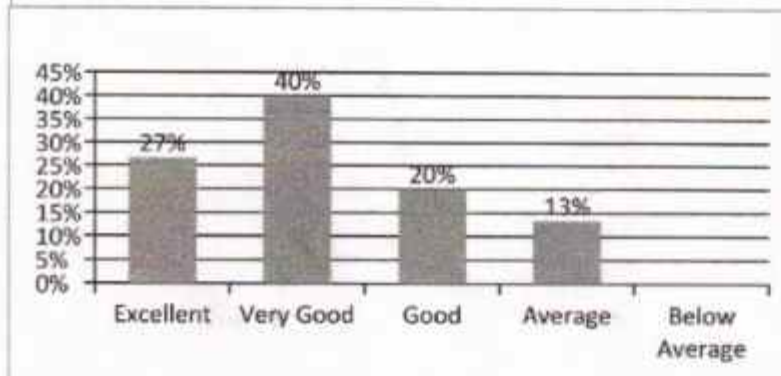

Principal
PRINCIPAL
K.M.G. COLLEGE OF ARTS & SCIENCE
GUDIYATTAM - 635 883.

2017-2018
DEPARTMENT OF BUSINESS ADMINISTRATION
STUDENTS FEEDBACK ANALYSIS



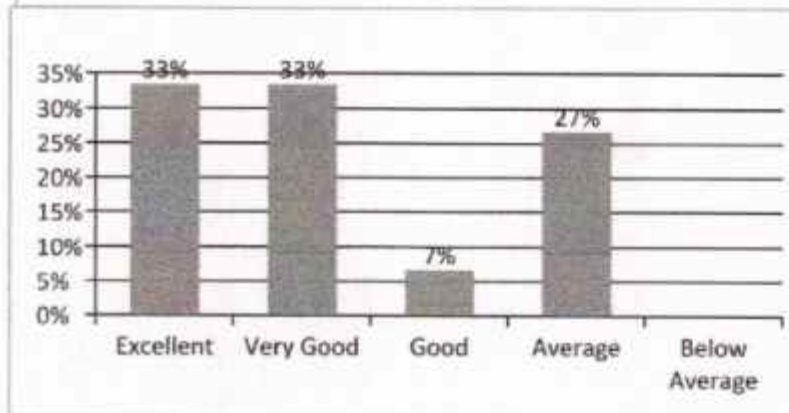
Inferences:

The academic atmosphere in department 53% of students stated that very good; 33% stated that excellent; 13% stated that good.



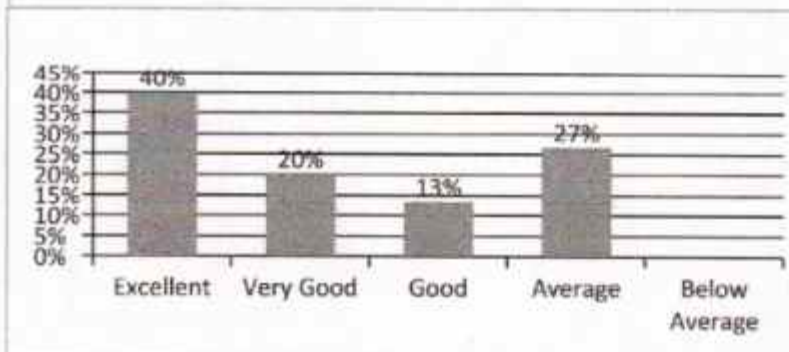
Inferences:

The standard of teaching 40% of students stated that very good; 27% stated that excellent; 20% stated that good; 13% stated that average.



Inferences:

The student teacher interaction is 33% of students are said that excellent; 33% said that very good; 27% said that average; 7% said that good.

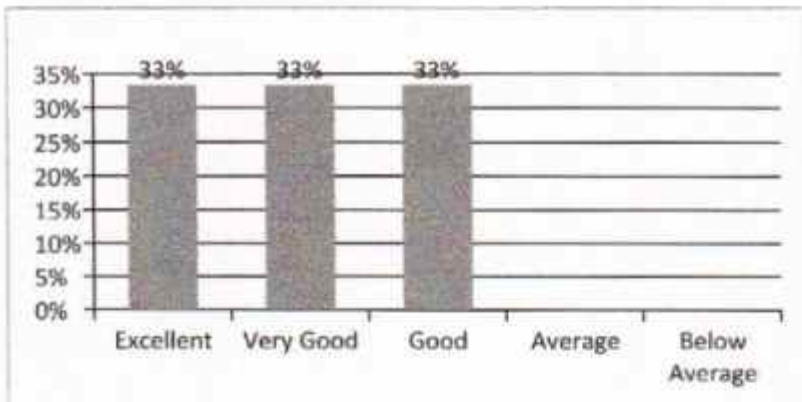


Inferences:

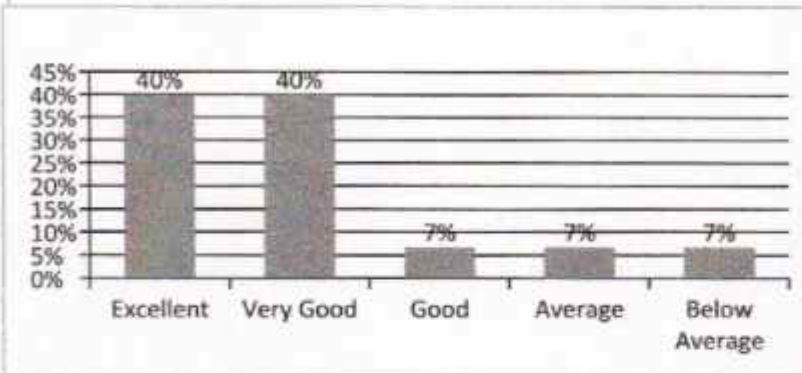
The discipline in college campus 40% of students are said that excellent; 27% said that average; 20% said that very good; 13% said that good.

Inferences:

The relevance of syllabus is based on their future career 33% of students stated that

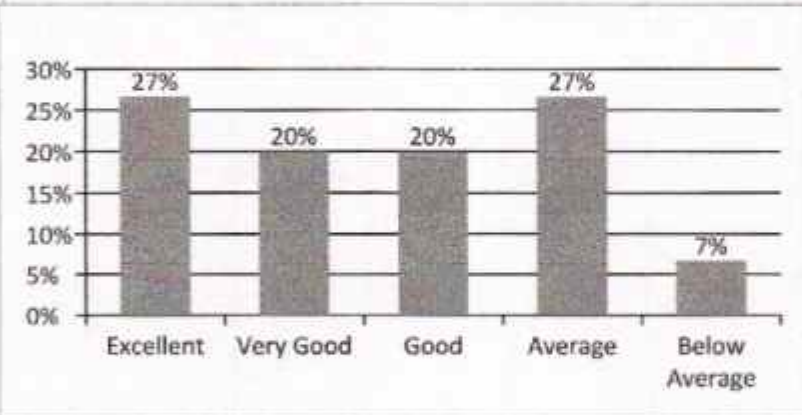


very good; 33% stated that good; 34% stated that excellent.




Inferences:

The mechanism to attending and resolving students grievances 40% of students said that excellent; 40% said that very good; 7% said that good; 7% said that average; 7% said that below average.



Inferences:

The availability of books in library 27% of students said that excellent; 27% said that average; 20% said that very good; 20% said that good; 7% said that below average.

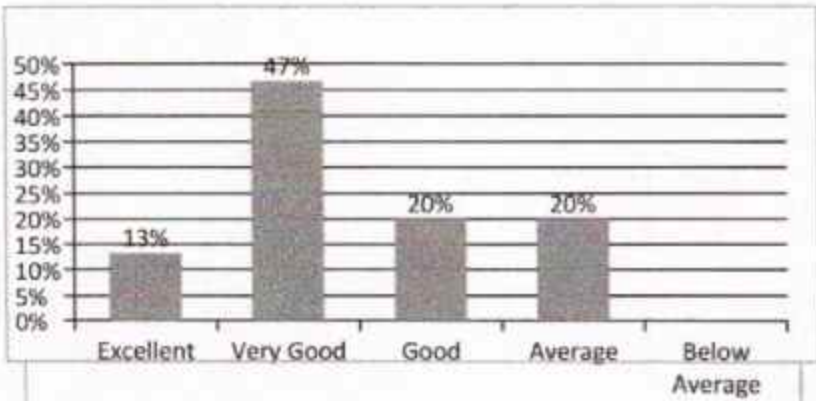


Inferences:

The availability of laboratory 47% of students said that excellent; 20% said that good; 20% said that average; 13% said that very good.

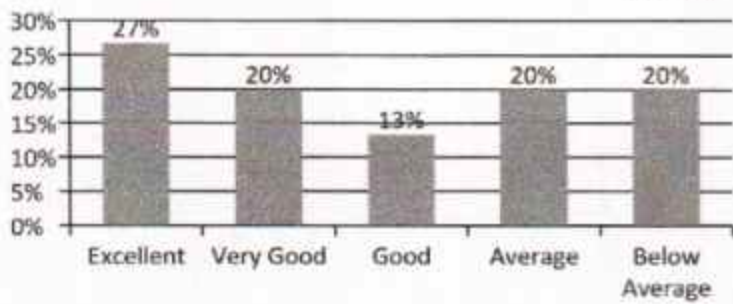
Inferences:

The availability of computer facility 47% of students said that very good; 20% said that good; 20% said that average; 13% said that excellent.



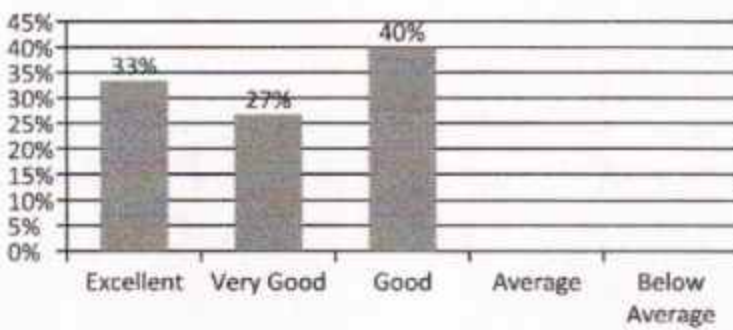
Inferences:

The publication of results 27% of students said that excellent; 20% said that very good; 20% said that average; 20% said that below average; 13% said that good.



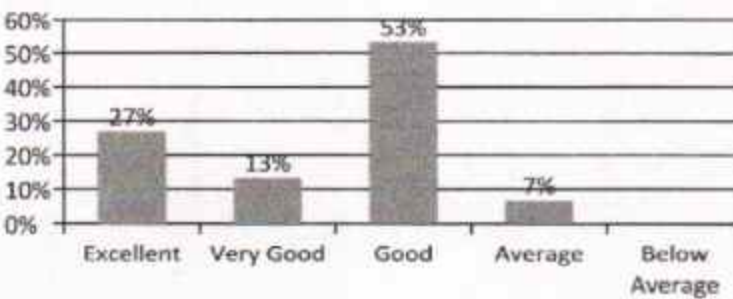
Inferences:

The examination pattern 40% of students are said that good; 33% said that excellent; 27% said that very good.



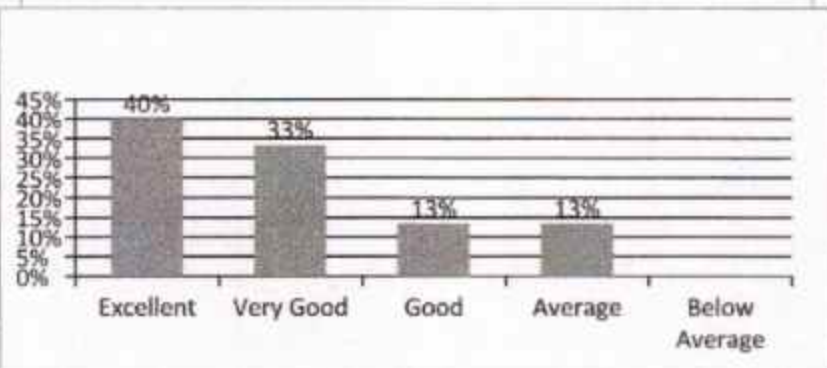
Inferences:

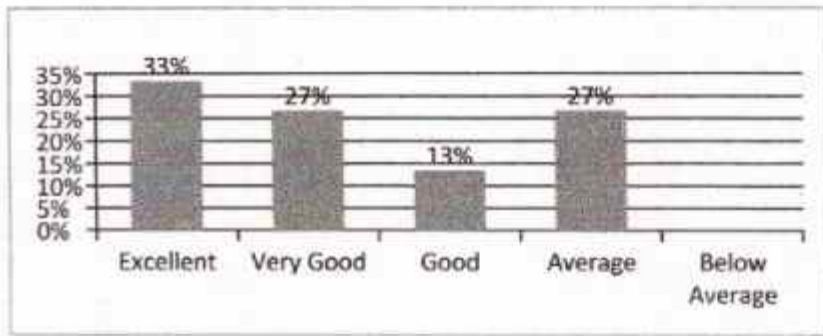
The organization of class seminar 53% of students are said that good; 27% said that excellent; 13% said that very good; 7% said that average.



Inferences:

The extra curricular activities 40% of students said that excellent; 33% said that very good; 13% said that good; 13% said that average.





Inferences:

The alumni association activities 33% of students said that excellent; 27% said that very good; 27% said that average; 13% said that good.

S. No.	FEEDBACK	ACTION TAKEN
1.	Infrastructure of the college library and lab facility	Well equipped lab are arranged for the students in the campus
2.	The washrooms are clean and properly maintained in the college campus 40% of parents said that poor	The washroom was cleaned daily every two hours
3.	Canteen facilities need to provide morning breakfast	Provision will make soon

R. Mehera

Head of the Department

Dr. R. MANIKANDAN, M.Sc., J.C.S., B.Ed., M.B.A., M.Phil., Ph.D.,
HOD
Department of Business Administration
KMG College of Arts & Science
Gudiyattam.

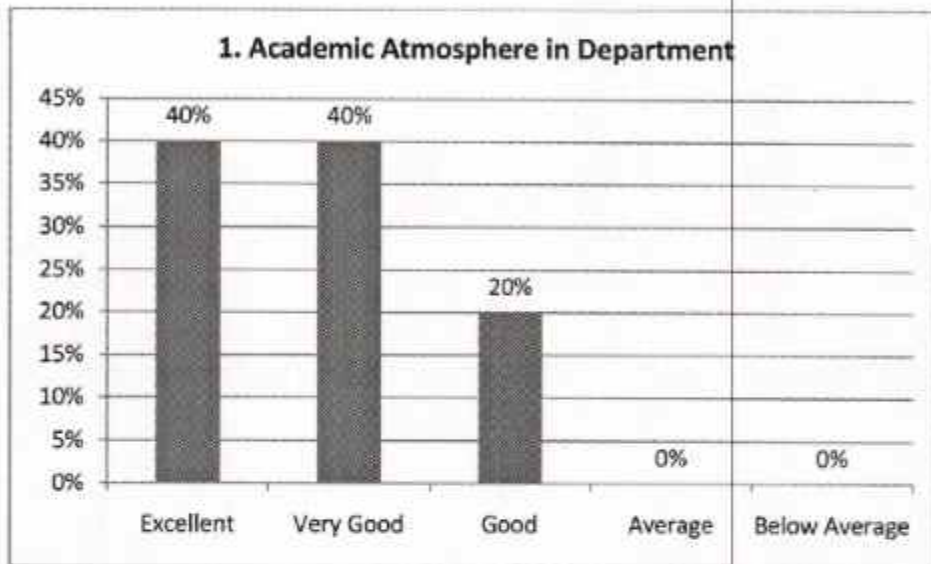
[Signature]
Principal

PRINCIPAL
K.M.G. COLLEGE OF ARTS & SCIENCE
GUDIYATTAM - 635 803.
VELLORE DISTRICT.

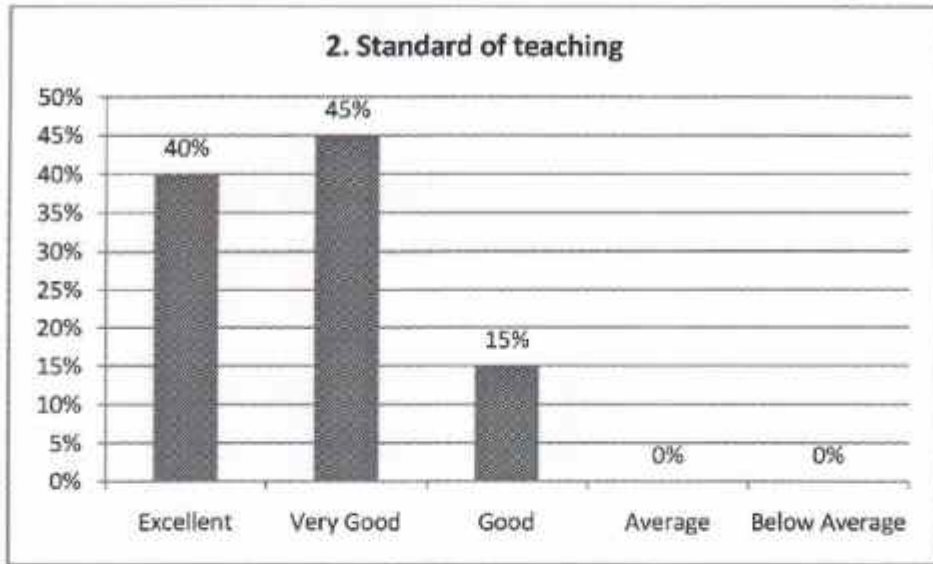
2017-2018

DEPARTMENT OF BIO CHEMISTRY

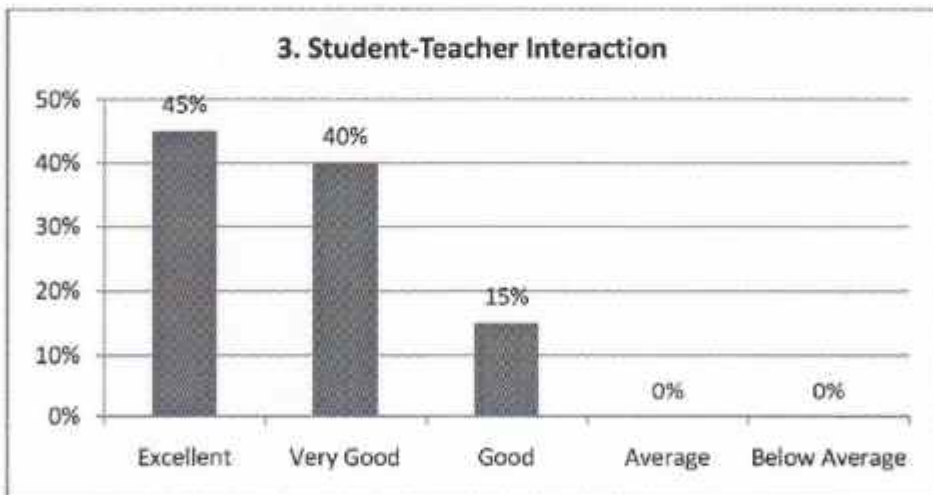
STUDENTS FEEDBACK ANALYSIS




We received 40% excellent, 40% very good, 20% good feedback for academic atmosphere in our department.



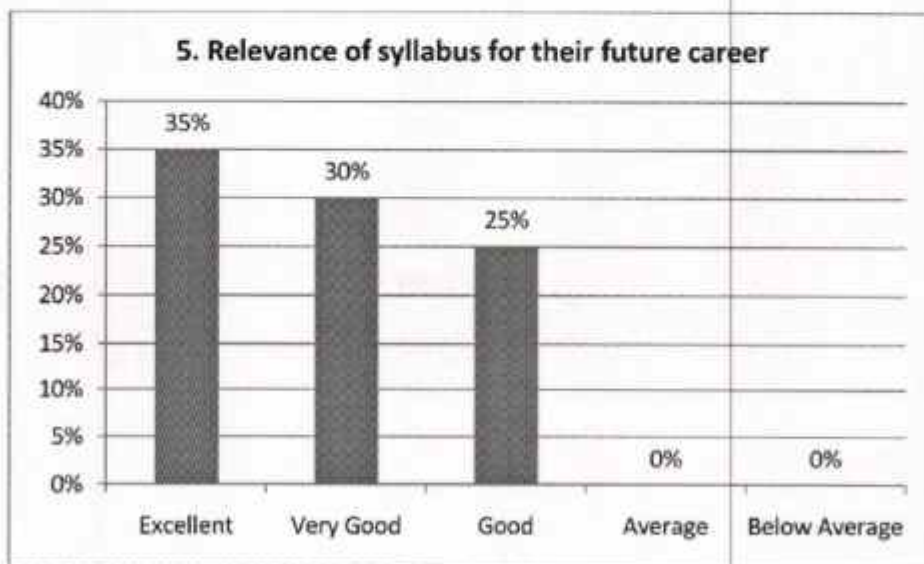
We received 40% excellent, 45% very good, 15% good feedback for standard of teaching in our department.



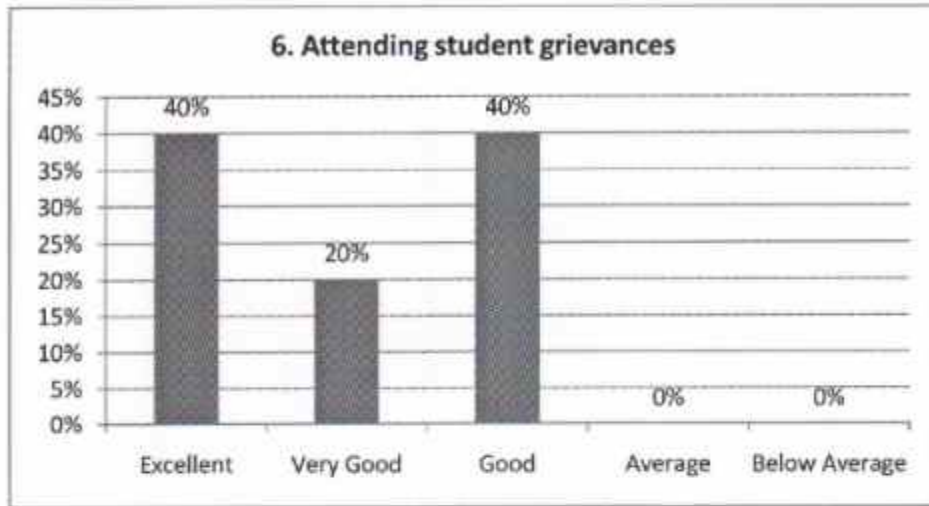
We received 45% excellent, 40% very good, 15% good feedback for student – teacher interaction in our department.



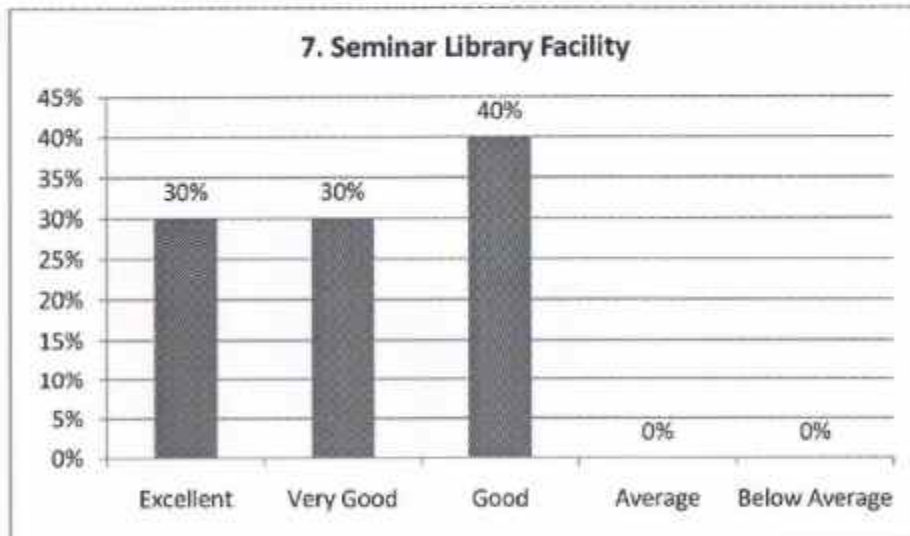
We received 30% excellent, 30% very good, 40% good feedback for discipline in our department.



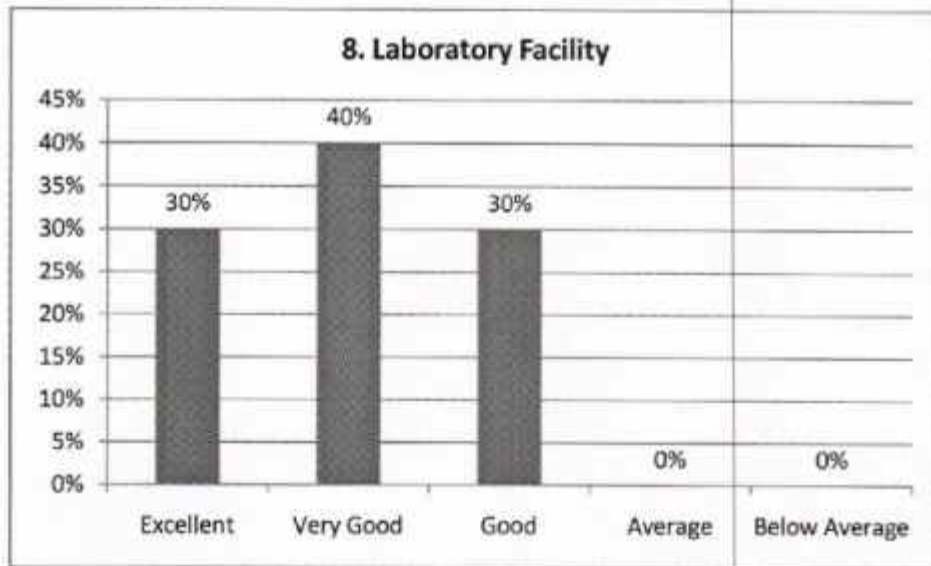
We received 35% excellent, 30% very good, 25% good feedback for relevance of syllabus for their future career in our department



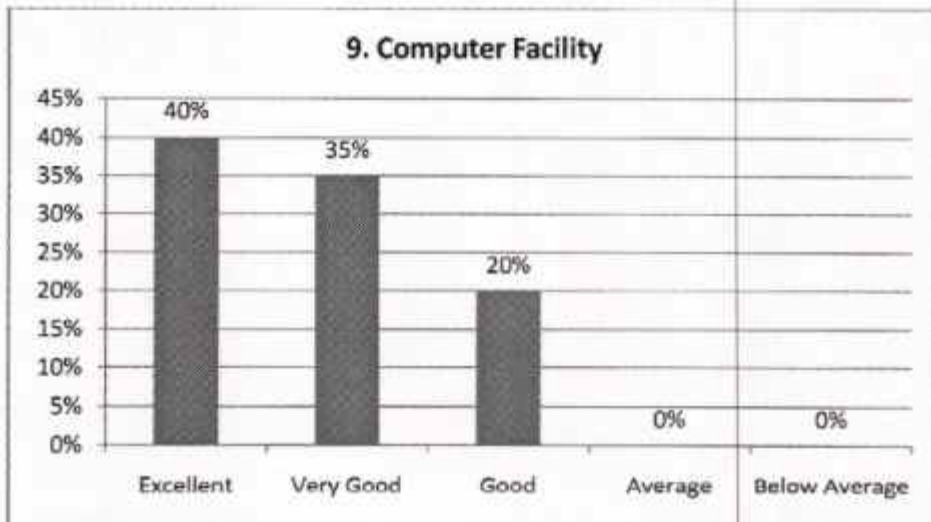
We received 40% excellent, 20% very good, 40% good feedback for attending student grievances in our department



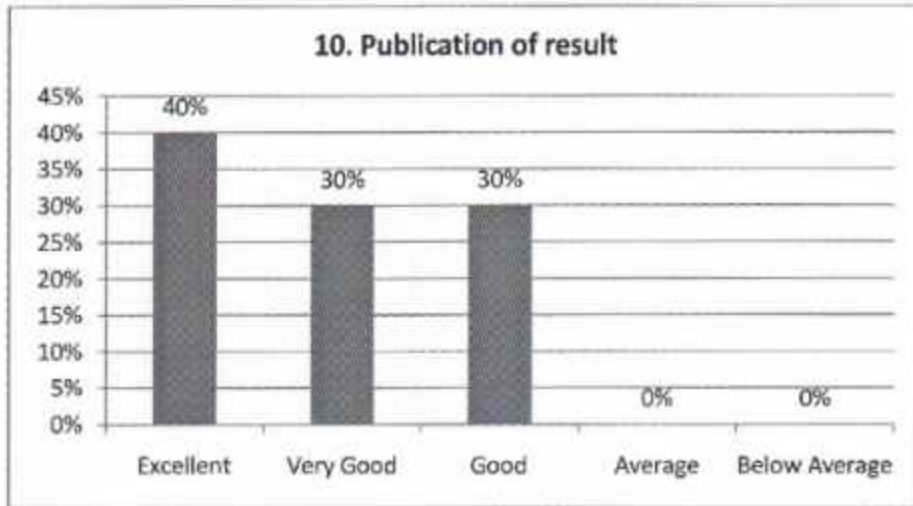
We received 30% excellent, 30% very good, 40% good feedback for seminar library facility in our department



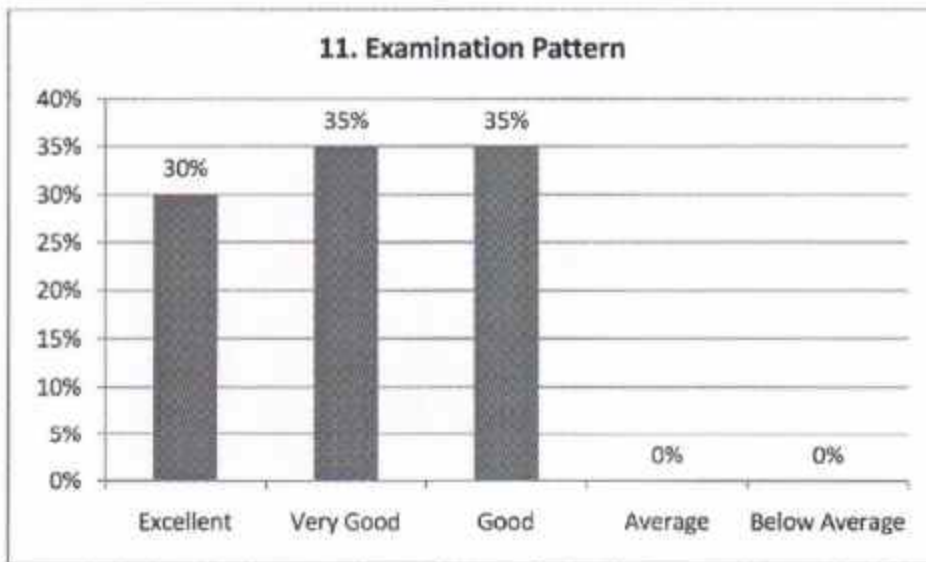
We received 30% excellent, 40% very good, 30% good feedback for laboratory facility in our department



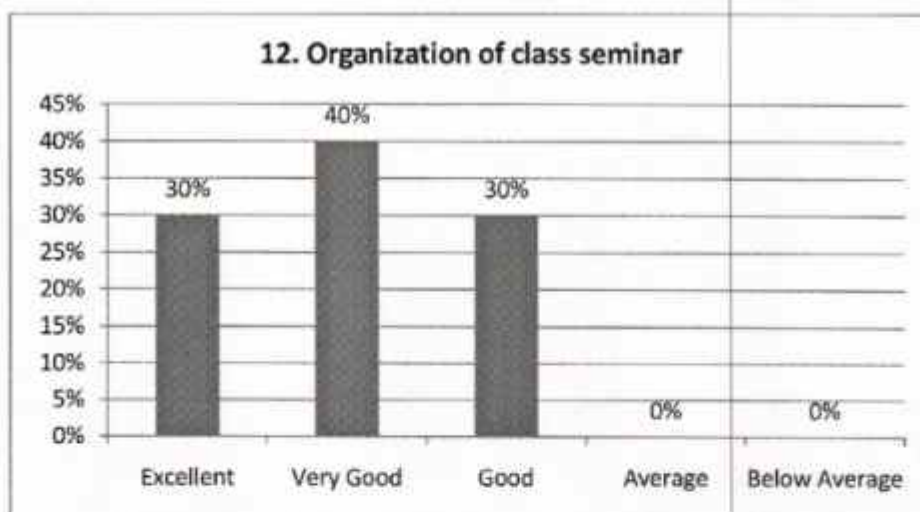
We received 40% excellent, 35% very good, 20% good feedback for computer facility in our department



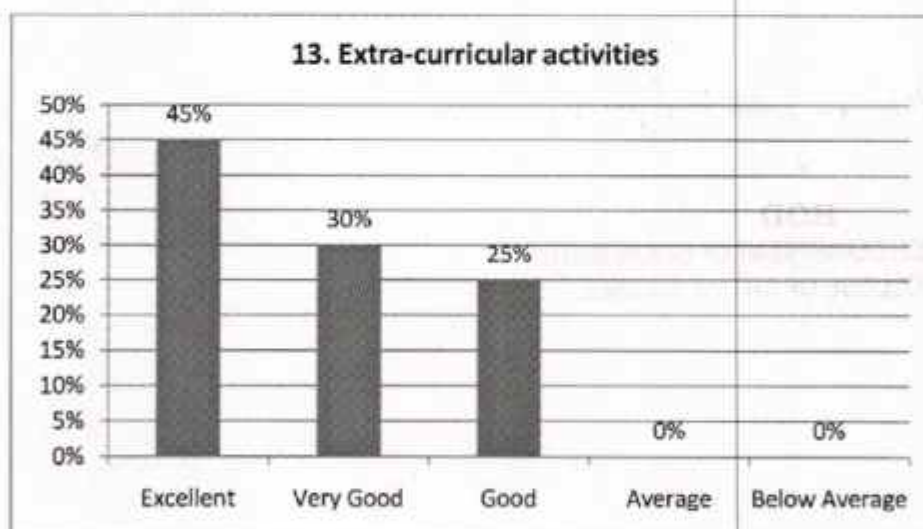
We received 40% excellent, 30% very good, 30% good feedback for publication of result in our department



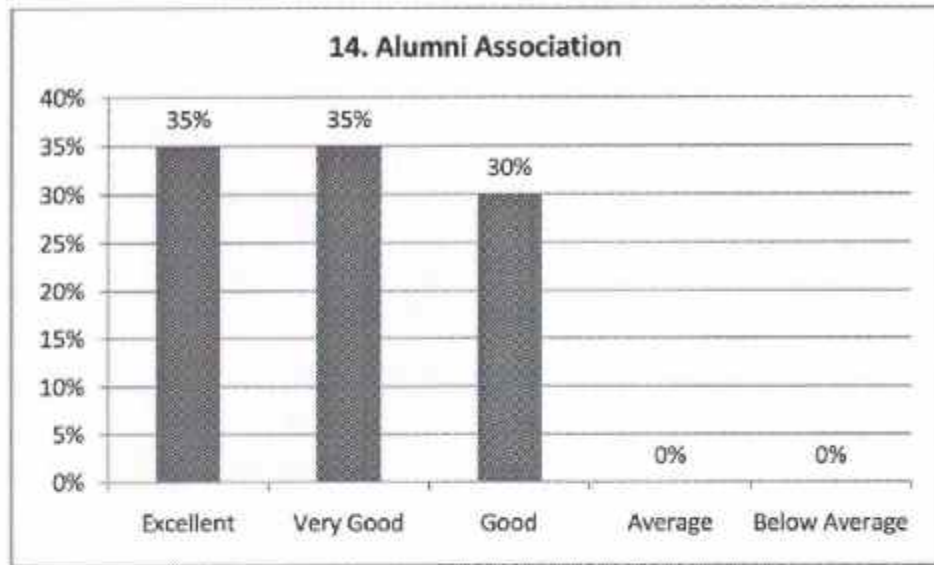
We received 30% excellent, 35% very good, 35% good feedback for examination pattern in our department



We received 30% excellent, 40% very good, 30% good feedback for organization of class seminars in our department



We received 45% excellent, 30% very good, 25% good feedback for extra-curricular activities in our department



We received 35% excellent, 35% very good, 30% good feedback for alumni association in our department

P. Kanthigounder S.
HOD

HOD
PG & RESEARCH DEPARTMENT OF BIOCHEMISTRY
K.M.G. COLLEGE OF ARTS & SCIENCE

[Signature]
PRINCIPAL
PRINCIPAL

K.M.G. COLLEGE OF ARTS & SCIENCE
GUBIVATTAM - 535 803.
VELLORE DISTRICT

**K.M.G COLLEGE OF ARTS AND SCIENCE,
GUDIYATTAM - 635 803
PG AND RESEARCH DEPARTMENT OF BIOCHEMISTRY
Action Taken Report on Students Feedback 2017-2018**

S NO.	Areas Need Improvement/Suggestions	Action Taken
1	We received 45% excellent, 40% very good, 15% good feedback for student – teacher interaction in our department.	In an effort to keep the student – teacher interaction in our department.

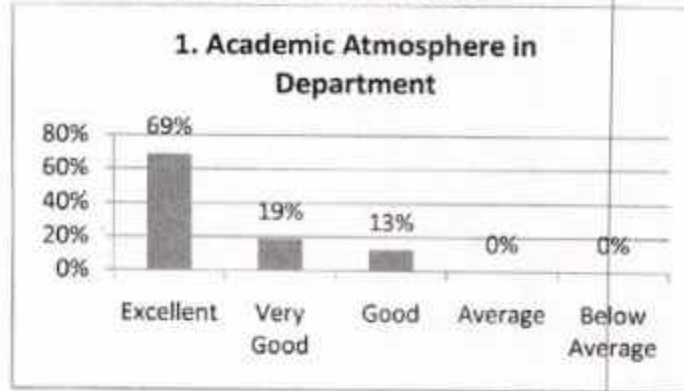

HOD

HOD
PG & RESEARCH DEPARTMENT OF BIOCHEMISTRY
K.M.G. COLLEGE OF ARTS & SCIENCE


PRINCIPAL

PRINCIPAL
K.M.G. COLLEGE OF ARTS & SCIENCE
GUDIYATTAM - 635 803.

2017-2018
MICROBIOLOGY
STUDENTS FEEDBACK ANALYSIS




Inference:

69% of students had stated that the academic atmosphere in department was excellent.; 19% of students had stated that the academic atmosphere in department was very good.; 13% of student had stated that the academic atmosphere in department was Good.

Action Taken:

We had received positive feedback hence we will maintain the same in the future academic years

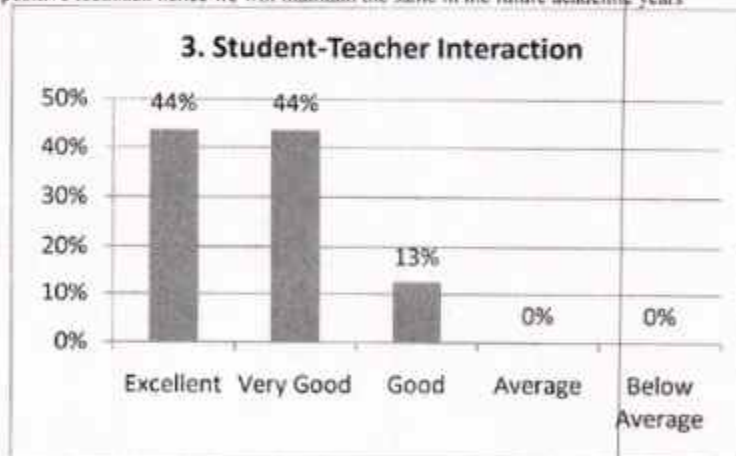


Inference:

69% of students had stated that the standard of teaching was Very Good.; 31% of students had stated that the the standard of teaching was excellent.

Action Taken:

We had received positive feedback hence we will maintain the same in the future academic years




Inference:

44% of students had stated that the student teacher interaction was Very Good.; 44% of students had stated that the student teacher interaction was excellent.; 13% of students had stated that the student teacher interaction the was good.

Action Taken:

We had received positive feedback hence we will maintain the same in the future academic years

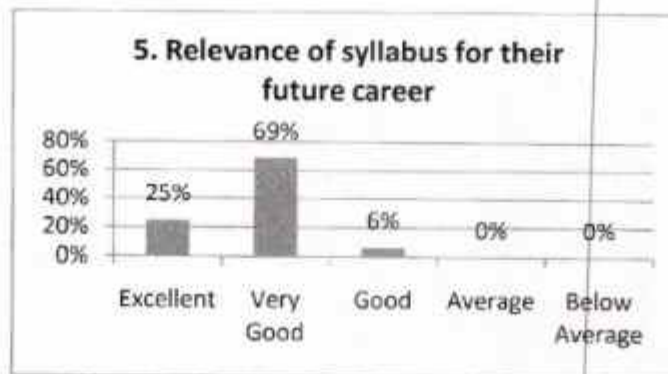


Inference:

56% of students had stated that the Discipline was Excellent,; 44% of students stated that the discipline was very good.

Action Taken:

We had received positive feedback hence we will maintain the same in the future academic years

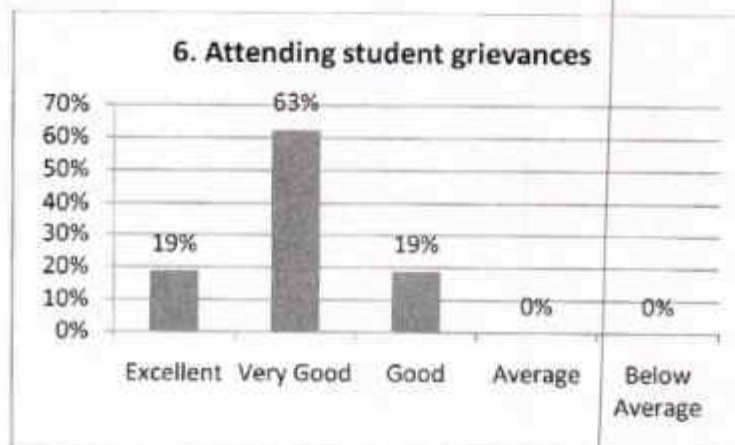


Inference:

69% of students had stated that the relevance of syllabus for their future career was Very Good,; 25% of students had stated that the relevance of syllabus for their future career was excellent,; 6% of students had stated that the relevance of syllabus for their future career was good.

Action Taken:

We had received positive feedback hence we will maintain the same in the future academic years

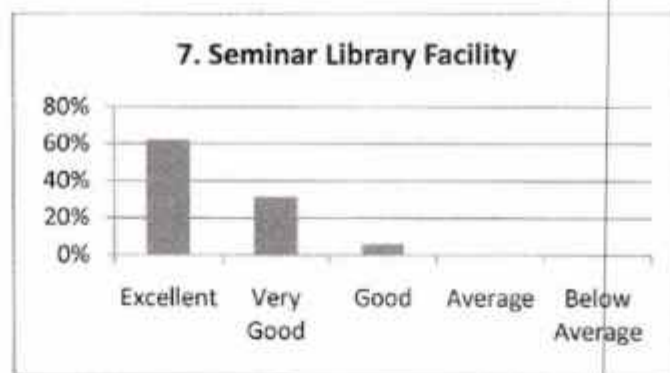


Inference:

63% of students had stated that the attending student grievances was Very Good, 19% of students had stated that the attending student grievances was Good, ; 19% of students had stated that attending student grievances was good,

Action Taken:

We had received positive feedback hence we will maintain the same in the future academic years

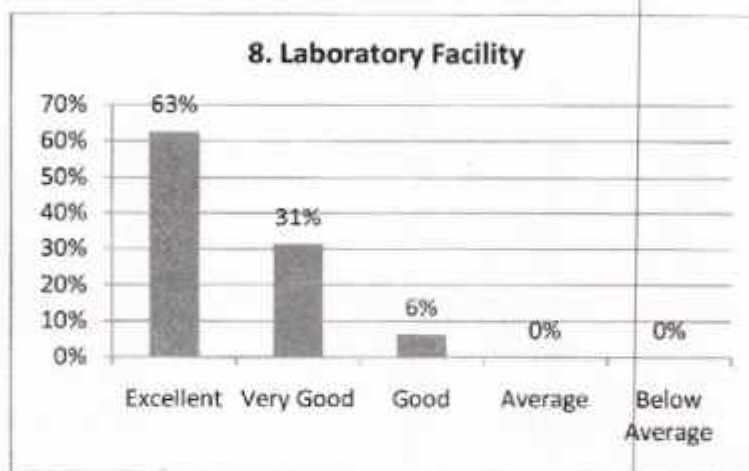


Inference:

62% of students had stated that the seminar library facility was Excellent, 32% of students had stated that the seminar library facility was Very Good; 8% of students had stated that the seminar library facility was good.

Action Taken:

We had received positive feedback hence we will maintain the same in the future academic years



Inference:

63% of students had stated that the laboratory facility was Excellent, 31% of students had stated that the laboratory facility was very good; 6% of students had stated that the laboratory facility was Good.

Action Taken:

We had received positive feedback hence we will maintain the same in the future academic years

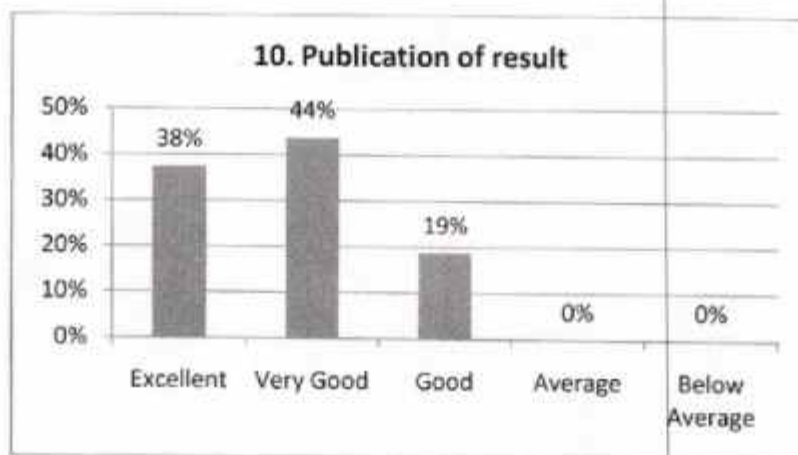


Inference:

44% of students had stated that the computer facility was excellent, 38% of students had stated that the computer facility was very Good; 19% of students had stated that the computer facility was Good.

Action Taken:

We had received positive feedback hence we will maintain the same in the future academic years




Inference:

44% of students had stated that the publication of result was Very Good; 38% of students had stated that the publication of result was Excellent; 19% of students had stated that the publication of result was good.

Action Taken:

We had received positive feedback hence we will maintain the same in the future academic years

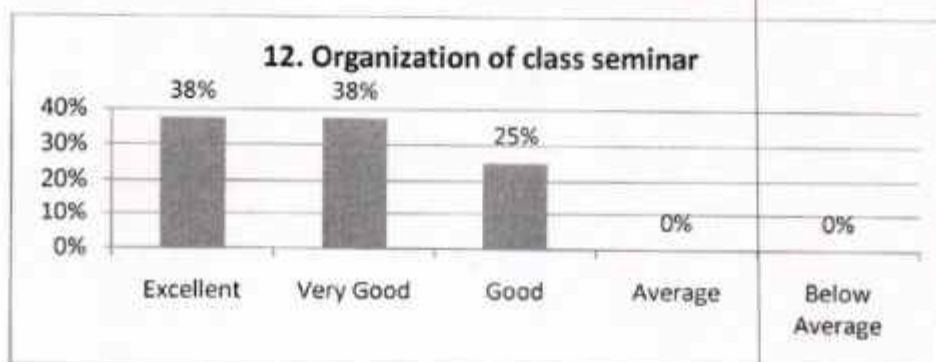


Inference:

44% of students had stated that the examination pattern was excellent, 31% of students had stated that the examination pattern was Very Good; 25% of students had stated that the content of the subject was good.

Action Taken:

We had received positive feedback hence we will maintain the same in the future academic years

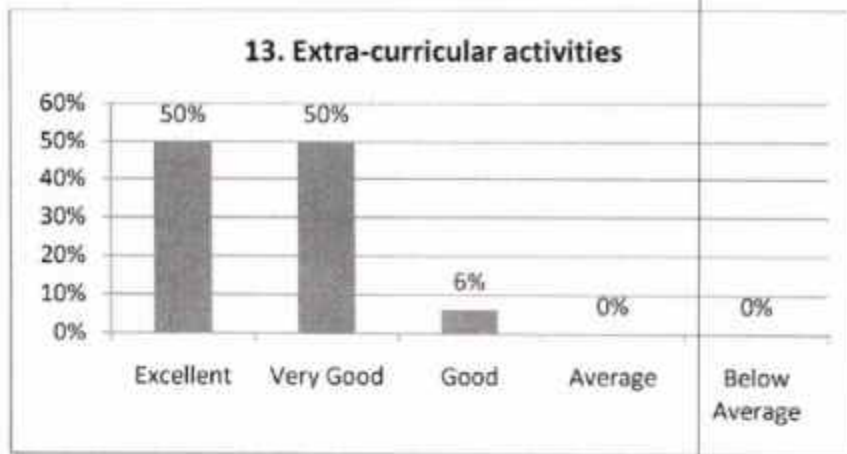


Inference:

38% of students had stated that the organization of class seminar was Very Good, 38% of students had stated that the organization of class seminar was excellent; 25% of students had stated that the organization of class seminar was Good,

Action Taken:

We had received positive feedback hence we will maintain the same in the future academic years

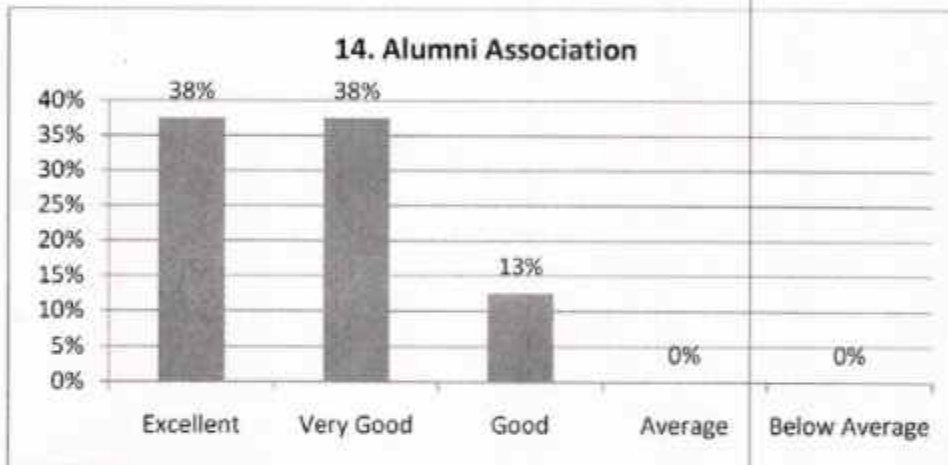


Inference:

50% of students had stated that the extra curricular activities was excellent,; 50% of students had stated that extra curricular activities was Very Good, ; 6% of students had stated that the extra curricular activities was Good.

Action Taken:

We had received positive feedback hence we will maintain the same in the future academic years.



Inference:

38% of students had stated that the alumni association was Very Good; 38% of students had stated that the alumni association was excellent,; 13% of students had stated that the alumni association was Good,.

Action Taken:

We had received positive feedback hence we will maintain the same in the future academic years.



Head of the Department
HEAD OF THE DEPARTMENT
 PG & RESEARCH DEPARTMENT OF MICROBIOLOGY
 K.M.G. COLLEGE OF ARTS & SCIENCE
 GUDIYATTAM - 635 803

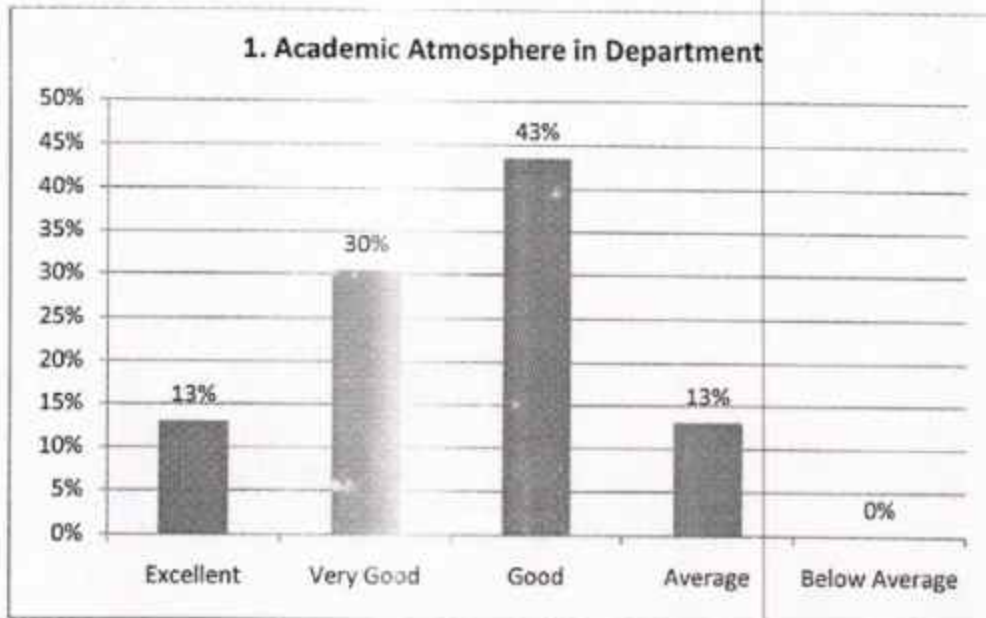

 Principal

PRINCIPAL
 K.M.G. COLLEGE OF ARTS & SCIENCE
 GUDIYATTAM - 635 803.

2017-2018

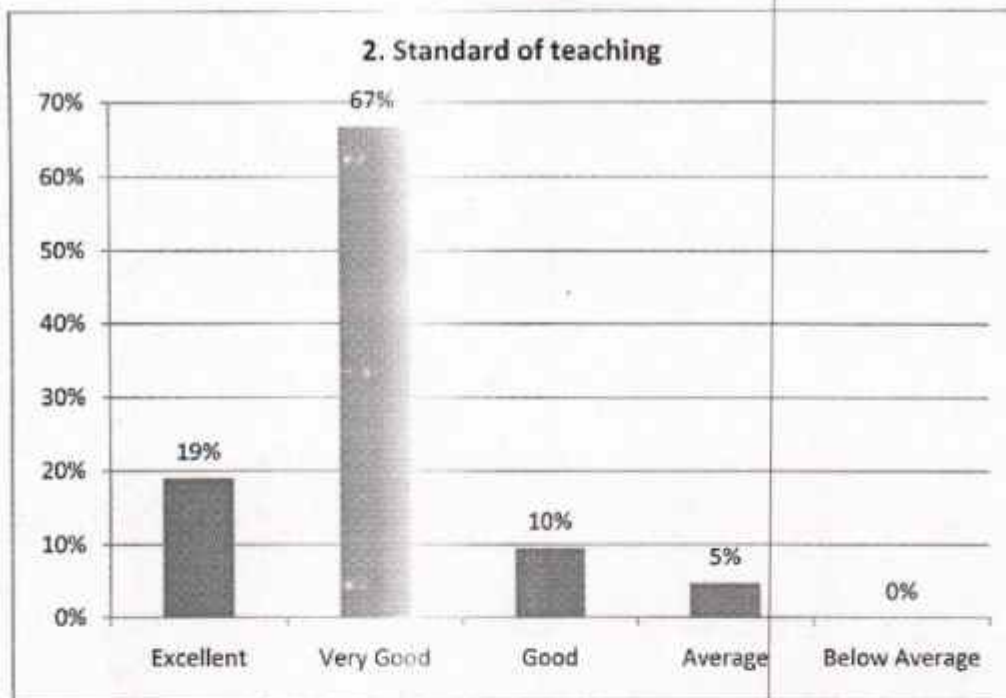
COMMERCE-COMPUTER APPLICATIONS

STUDENTS FEEDBACK ANALYSIS



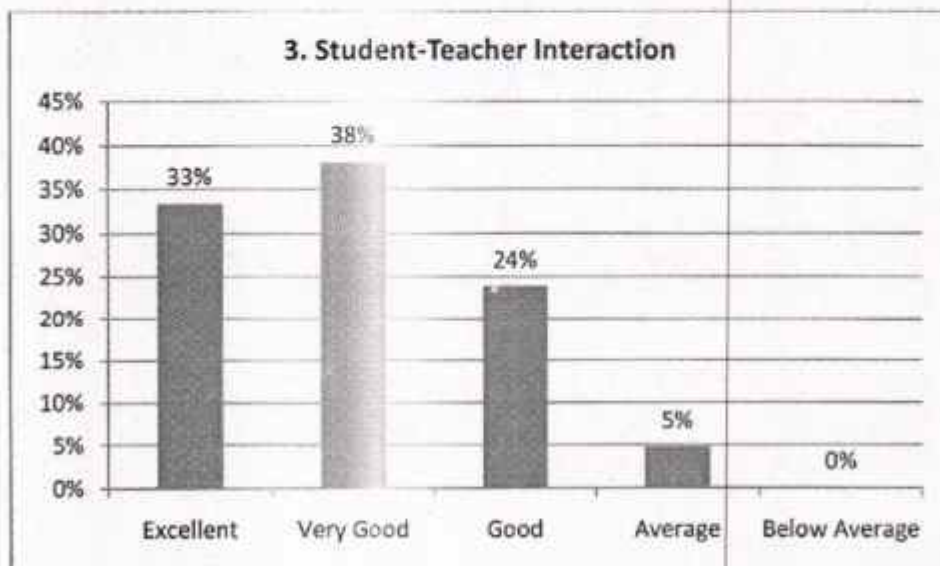
Inference:

The above table showed that 13% of the students felt that there is excellent academic atmosphere in department, 30% of the students felt that there is very good academic atmosphere in the department, 43% of the students felt that there is good academic atmosphere in the department and 13% of the students felt that there is average academic atmosphere in the department.



Inference:


The above table showed that 19% of the students felt that there is excellent standard of teaching, 67% of the students felt that there is very good standard of teaching, 10% of the students felt that there is good standard of teaching and 5% of the students felt that there is average standard of teaching.



Inference:

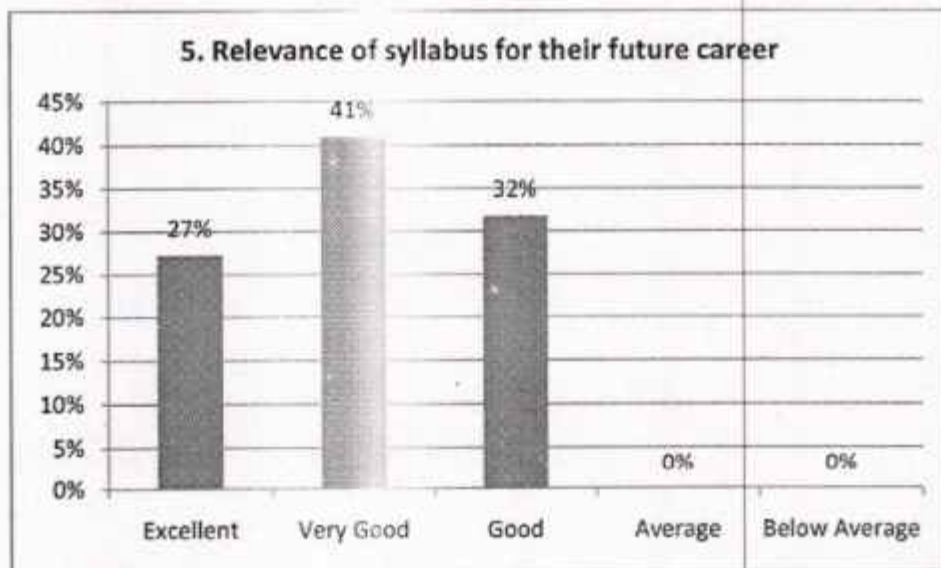
The above table showed that 33% of the students felt that there is excellent student – teacher interaction, 38% of the students felt that there is very good student – teacher interaction,

24% of the students felt that there is good student – teacher interaction and 5% of the students felt that there is average student – teacher interaction.



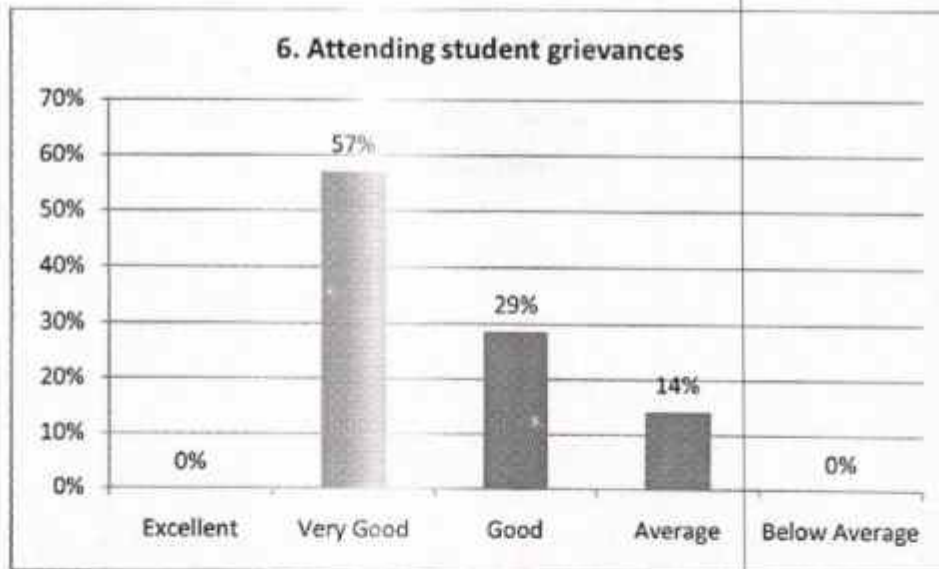
Inference:

The above table showed that 15% of the students felt that there is excellent discipline, 50% of the students felt that there is very good discipline, 30% of the students felt that there is good discipline and 5% of the students felt that there is average discipline.



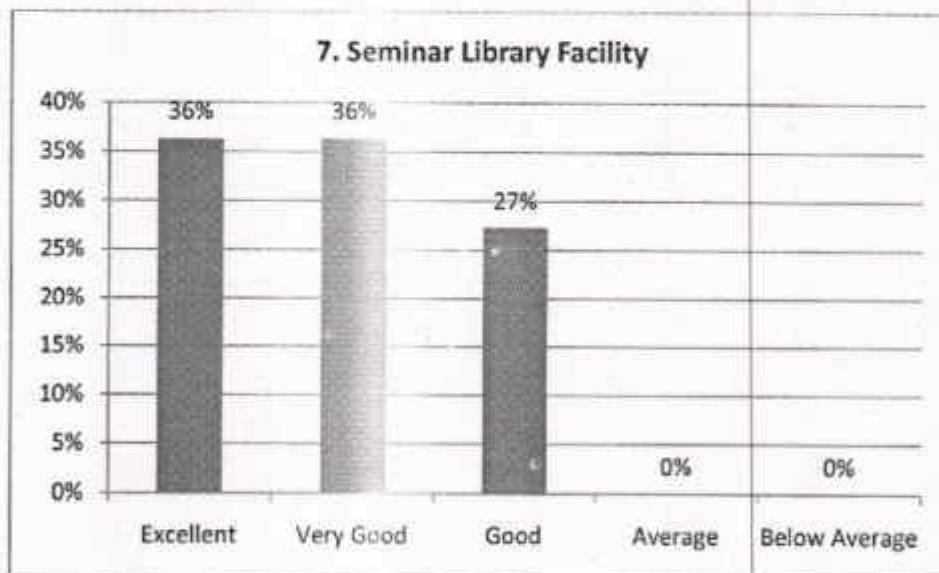
Inference:

The above table showed that 27% of the students felt that there is excellent relevance of syllabus for their future career, 41% of the students felt that there is very good relevance of syllabus for their future career and 32% of the students felt that there is good relevance of syllabus for their future career.



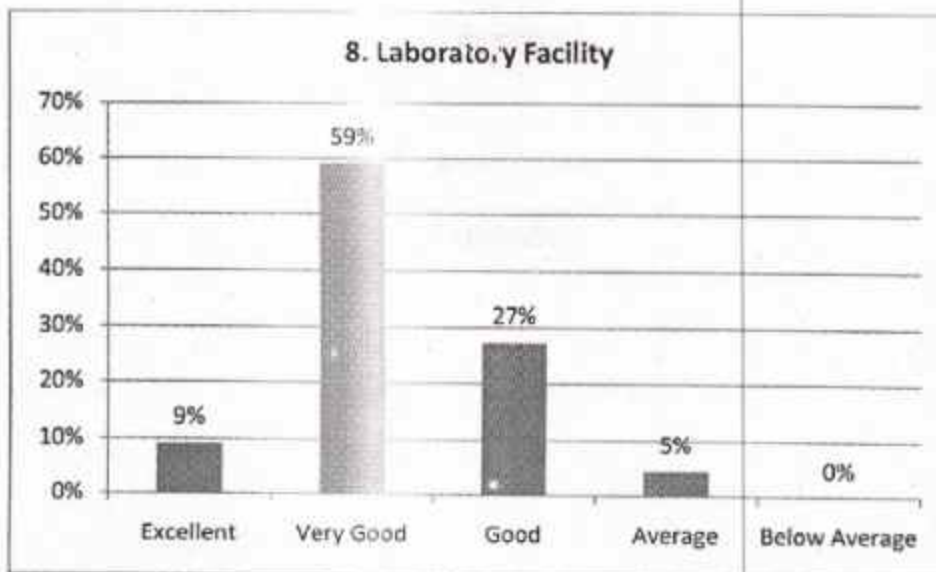
Inference:

The above table showed that 57% of the students felt that there is very good attending student grievances, 29% of the students felt that there is good attending student grievances and 14% of the students felt that there is average attending student grievances.



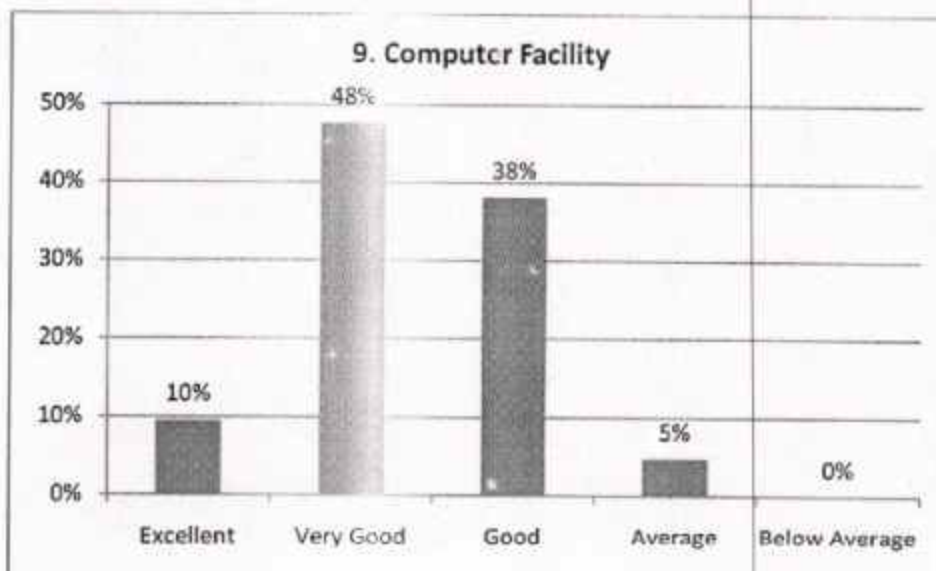
Inference:

The above table showed that 36% of the students felt that there is excellent seminar library facility, 36% of the students felt that there is very good seminar library facility and 27% of the students felt that there is good seminar library facility.



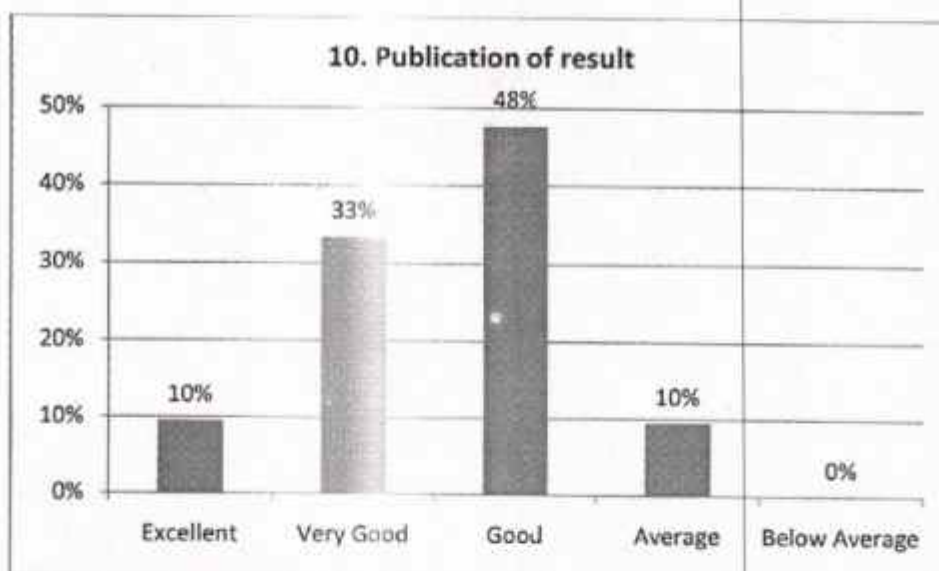
Inference:

The above table showed that 9% of the students felt that there is excellent laboratory facility, 59% of the students felt that there is very good laboratory facility, 27% of the students felt that there is good laboratory facility and 5% of the students felt that there is average laboratory facility.



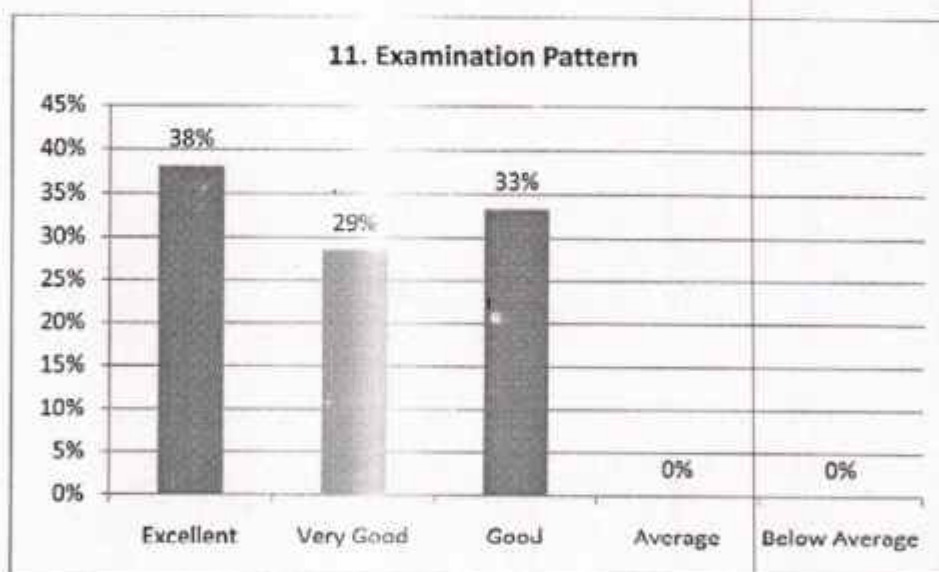
Inference:

The above table showed that 10% of the students felt that there is excellent computer facility, 48% of the students felt that there is very good computer facility, 38% of the students felt that there is good computer facility and 5% of the students felt that there is average computer facility.



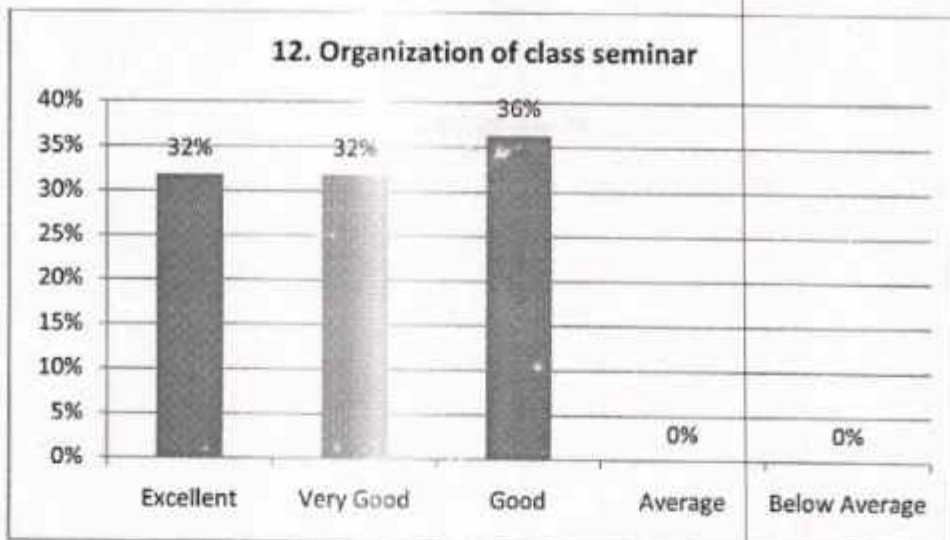
Inference:

The above table showed that 10% of the students felt that there is excellent publication of result, 33% of the students felt that there is very good publication of result, 48% of the students felt that there is good publication of result and 10% of the students felt that there is average publication of result.



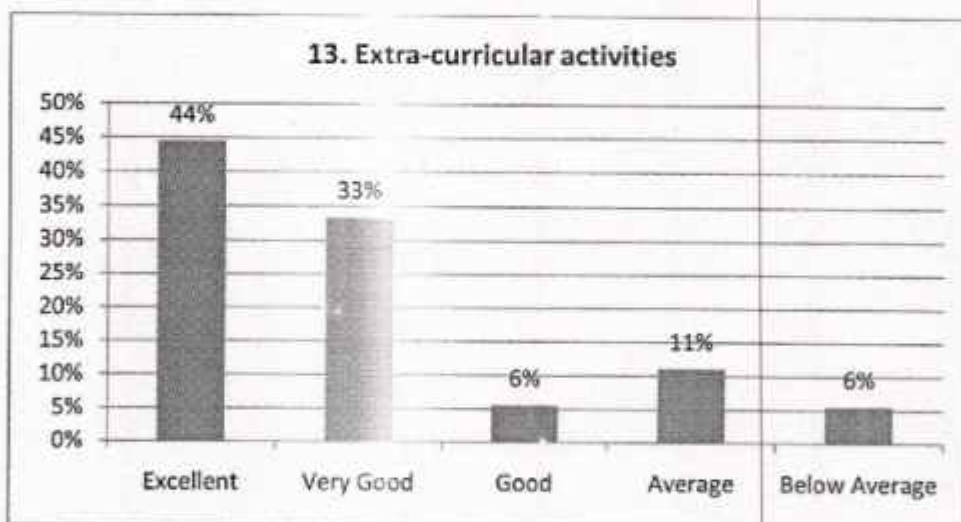
Inference:

The above table showed that 38% of the students felt that there is excellent examination pattern, 29% of the students felt that there is very good examination pattern and 33% of the students felt that there is good examination pattern.



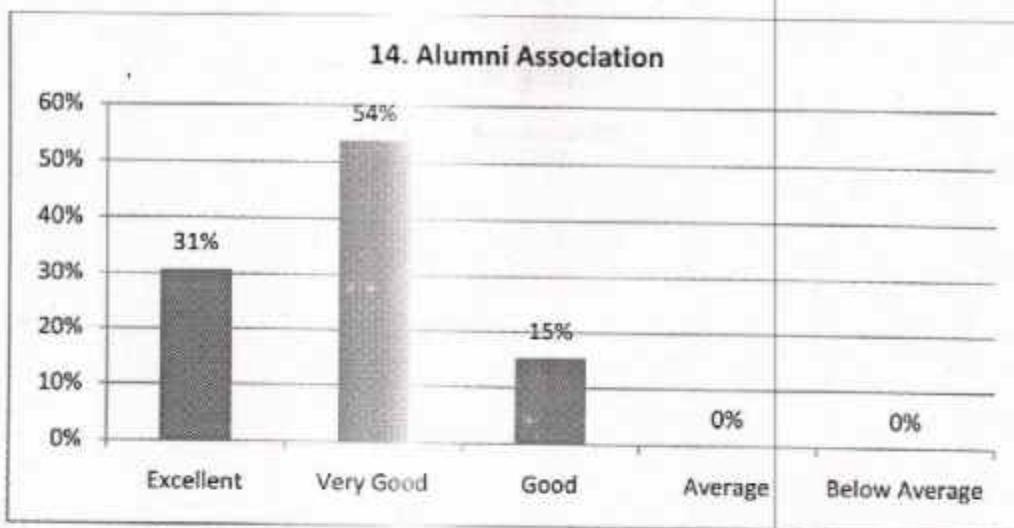
Inference:

The above table showed that 32% of the students felt that there is excellent organisation of class seminar, 32% of the students felt that there is very good organisation of class seminar 36% of the students felt that there is good organisation of class seminar.



Inference:

The above table showed that 44% of the students felt that there is excellent extra-curricular activities, 33% of the students felt that there is very good extra-curricular activities, 6% of the students felt that there is good extra-curricular activities and 11% of the students felt that there is average extra-curricular activities.



Inference:

The above table showed that 31% of the students felt that there is excellent alumni association, 54% of the students felt that there is very good alumni association and 15% of the students felt that there is good alumni association.

ACTION TAKEN:

Based on the above analysis the students feedback were excellent and very good. So our college sustain the same and improve based on the need.


Head of the Department
 HOD

PG Department of Commerce (CA)
 KMG College of Arts and Science,
 Gudiyattam - 635 803, Vellore Dist.

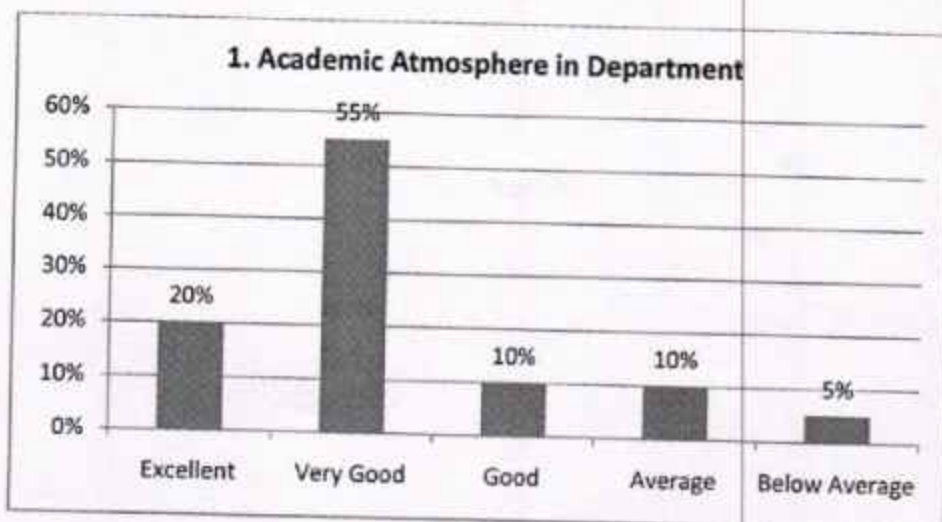

 Principal

PRINCIPAL
 K.M.G. COLLEGE OF ARTS & SCIENCE
 GUDIYATTAM - 635 803

KMG COLLEGE OF ARTS AND SCIENCE

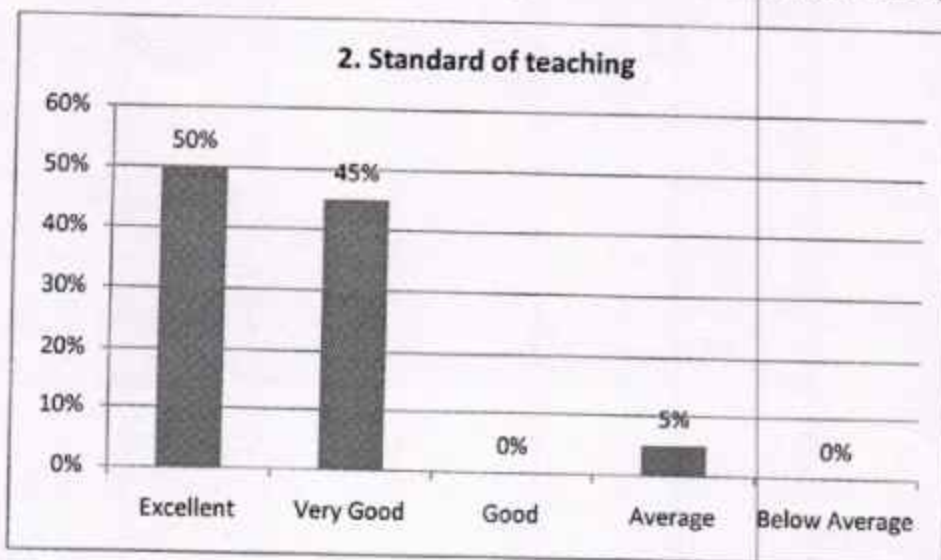
PG AND RESEARCH DEPARTMENT OF CHEMISTRY

STUDENT FEEDBACK 2017-2018



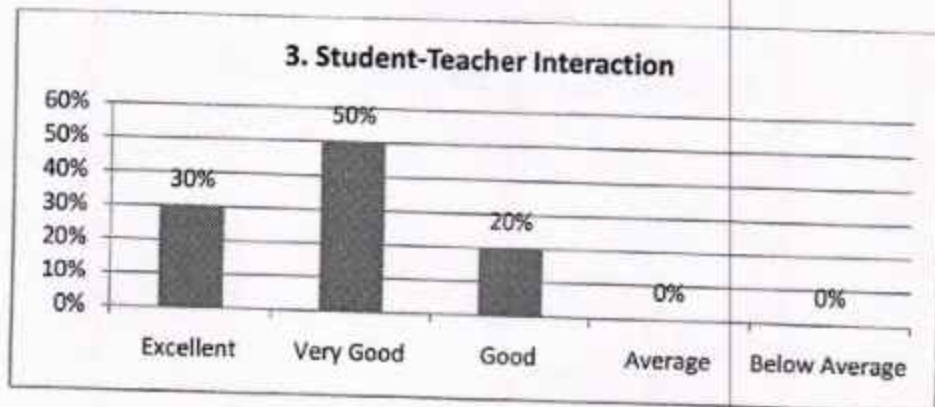
Inference:

The above table showed that the students to give the for department 20 % ^{cell} excellent, 40 % very good, 10% good, 10% average and 5% below average that academic atmosphere in department.




Inference:

The above table showed that the teachers to give the for students 50 % ^{cell} excellent, 45 % very good, 5% average that standard of teaching.



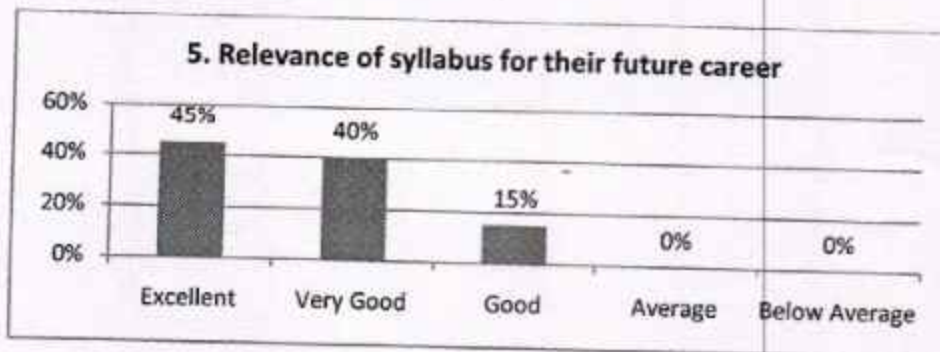
Inference:

The above table showed that the students to give feedback for student-teacher interaction is 50% excellent, 5% very good and 20% Good.



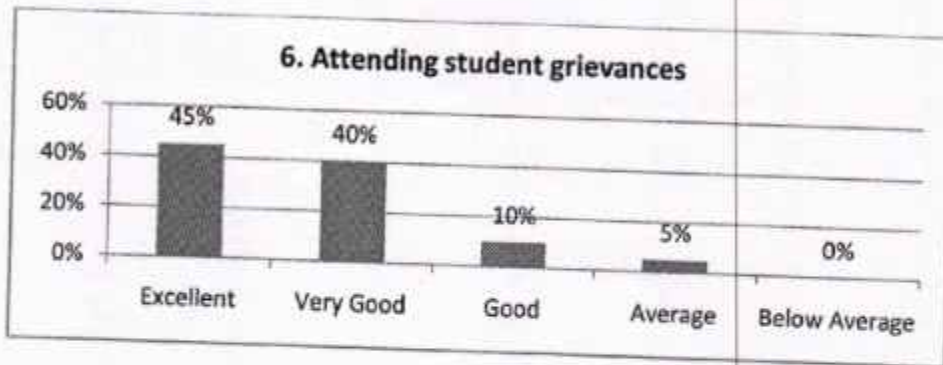
Inference:

The above table showed that students feedback for Discipline in the college was 50% excellent, 40% very good, 5% good and 5% average.



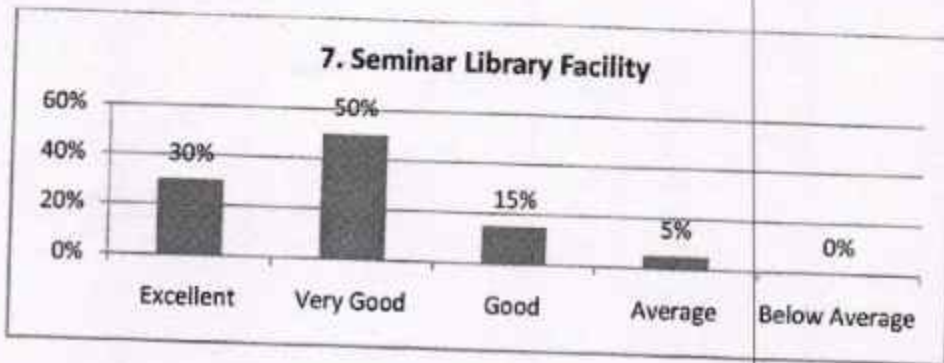
Inference:

The above table showed that students feedback for Relevance of syllabus for their future career was 45% excellent 40% good and 15% good.



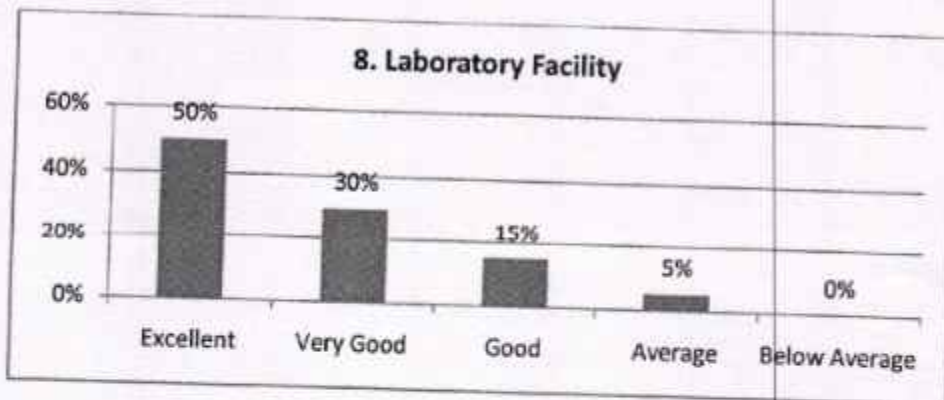
Inference:

The above table showed that the college was Attending student grievances is 45% Excellent, 40% Very good, 10% good and 5% average.



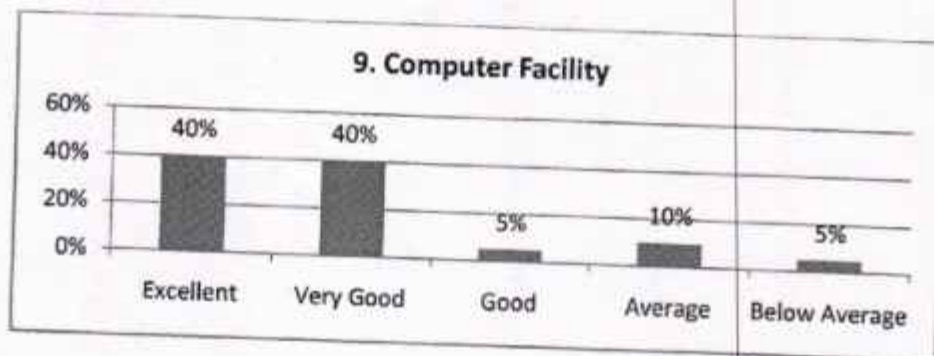
Inference:

The above table showed that the college provides Seminar Library Facility is 30% excellent, 50% Very good, 15% Good and 5% average.



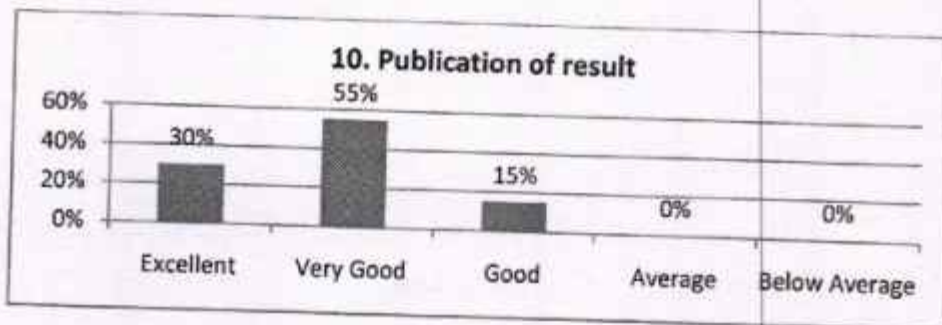
Inference:

The above table showed that the college provides Laboratory Facility is 50% excellent, 30% Very good, 15% Good and 5% average.




Inference:

The above table showed that the college provides Computer Facility is 45% excellent, 40% Very good, 5% Good, 10% average and 5% Below average.



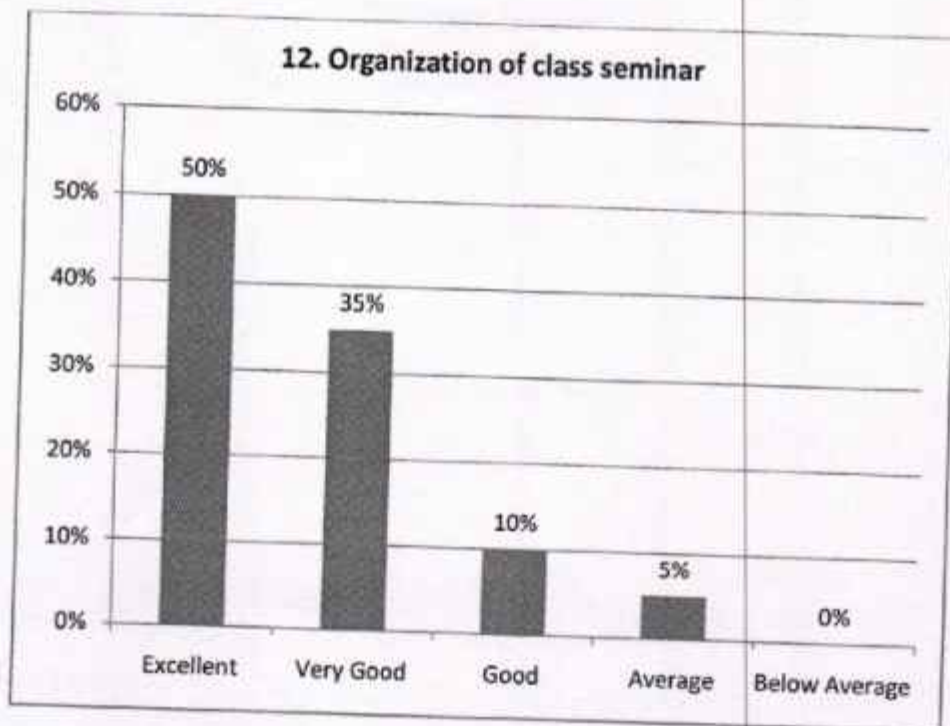
Inference:

The above table showed that the college declares Publication of result is 30% excellent, 55% Very good and 15% Good.



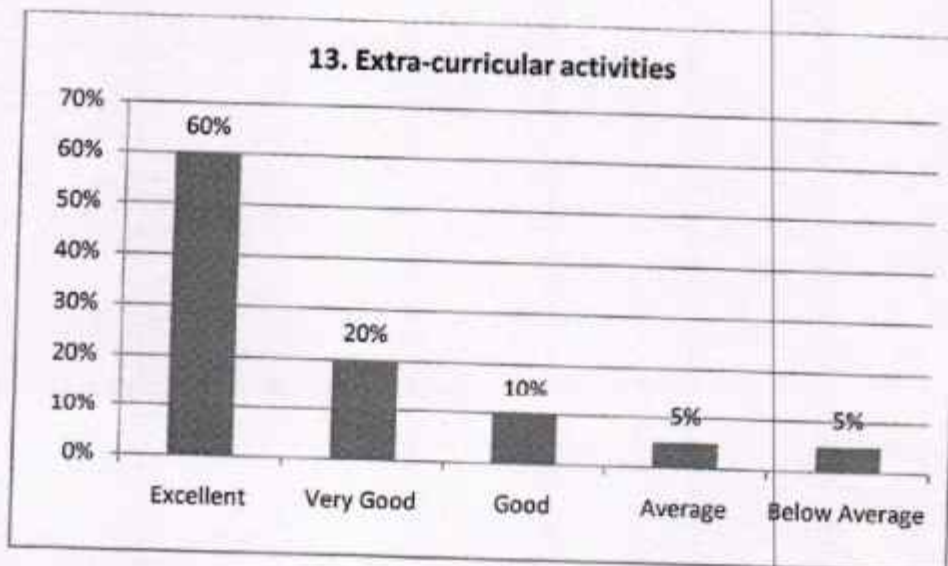
Inference:

The above table showed that the college Examination Pattern is 50% excellent, 50% Very good and 20% Good.



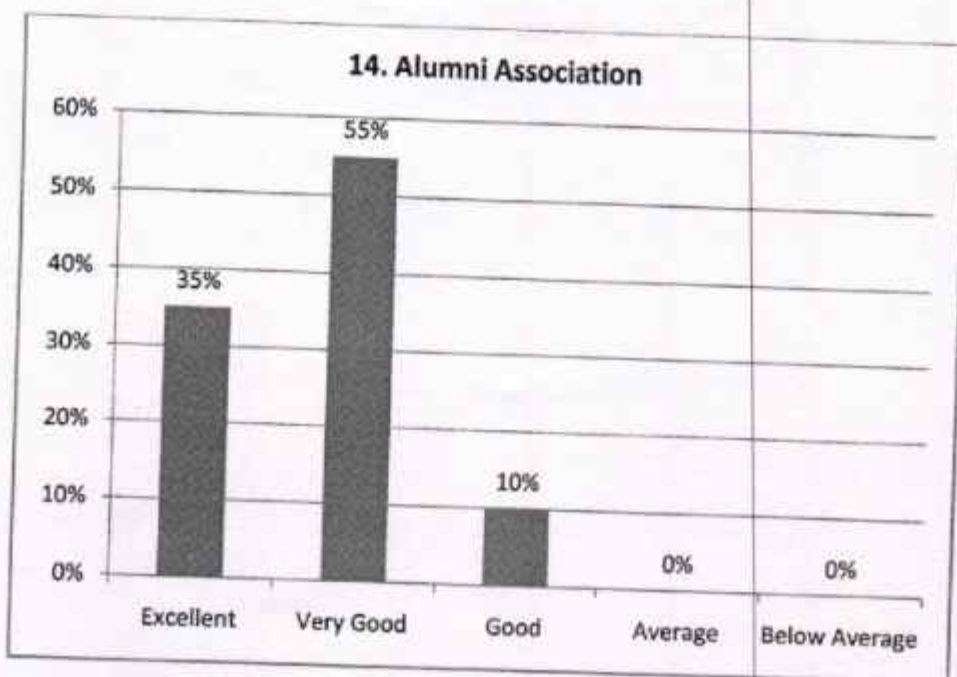
Inference:

The above table showed that the college Organization of class seminar is 60% excellent, 40% Very good and 10% average.



Inference:

The above table showed that the college take care of Extra-curricular activities is 60% excellent, 20% Very good, 10% Good, 5% average and 5% Below average



Inference:

The above table showed that the college manage Alumni Association is 35% excellent, 55% Very good and 10% Good.

Action Taken:

Based on the above analysis it is concluded that the students feedback were excellent in the majority of the questions. So we follow the same and try to development the same on the need base.

M. S. Pivaleanu
Head of the Department

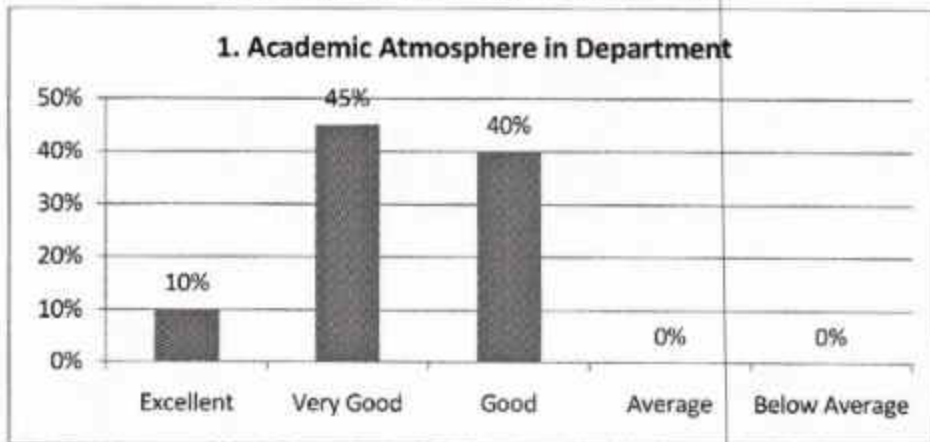
HOD

PG & RESEARCH DEPARTMENT OF CHEMISTRY
K.M.G. COLLEGE OF ARTS & SCIENCE

Principal
PRINCIPAL

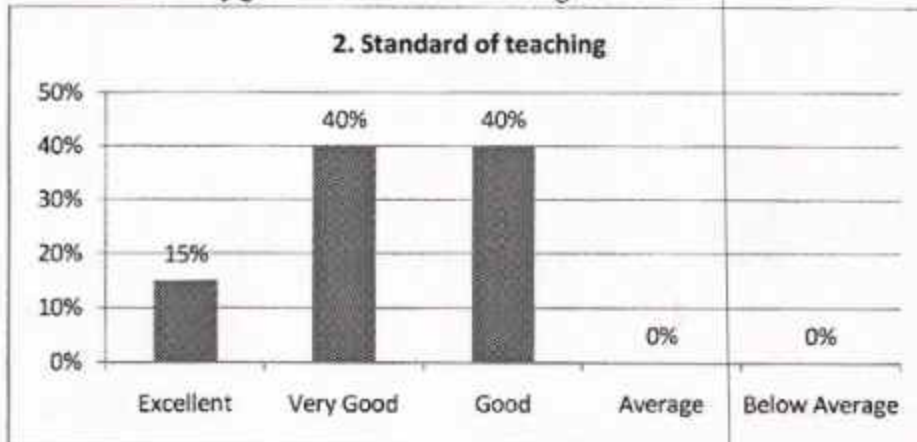
K.M.G. COLLEGE OF ARTS & SCIENCE
GUDAYATTAM - 635 803.

2017-2018
DEPARTMENT OF ENGLISH
STUDENTS FEEDBACK ANALYSIS



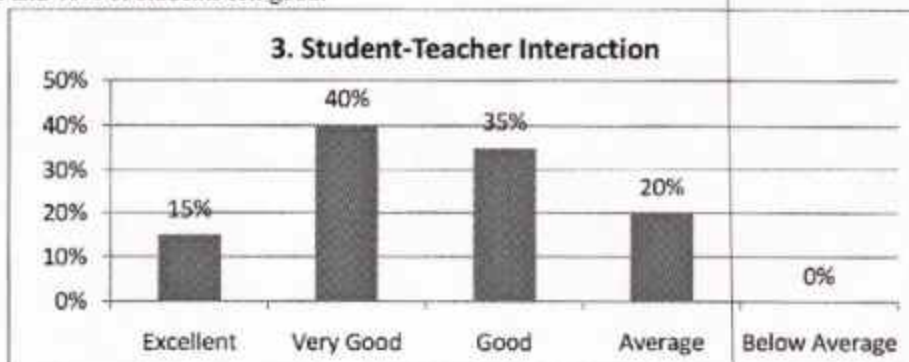
Analysis

The above bar graph showed that 10% of students felt that Academic atmosphere in Department is Excellent, 45% of students felt very good and 40% of students felt good.



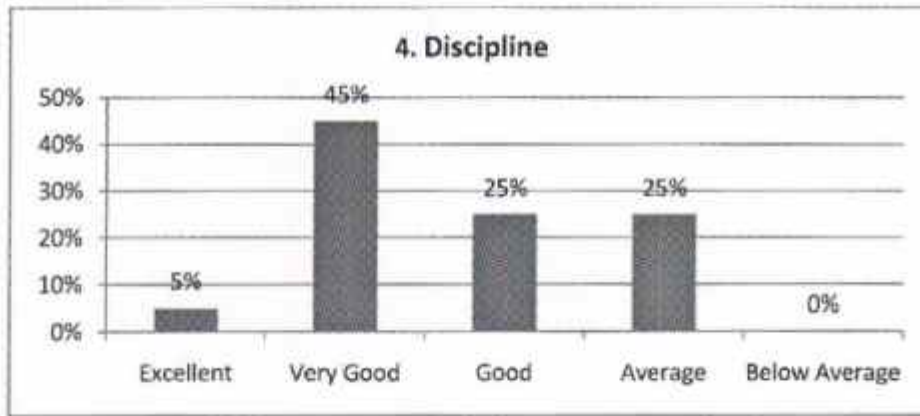
Analysis

The above bar graph showed that 15% of students felt that standard of Teaching is Excellent, 40% of students felt very good and 40% of students felt good.



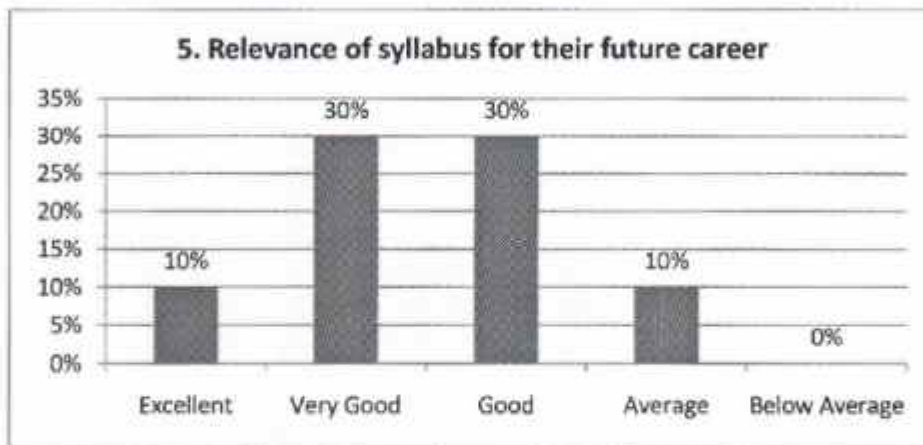
Analysis

The above bar graph showed that 15% of students felt that Student-Teacher Interaction is Excellent, 40% of students felt very good, 35% of students felt good and 20% of students felt Average.



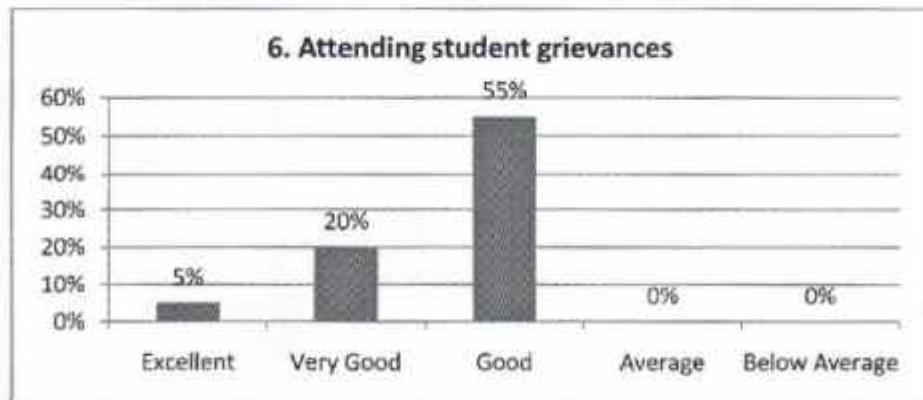
Analysis

The above bar graph showed that 5% of students felt that Discipline maintain in the College is Excellent,45% of students felt very good, 25% of students felt good and 25% of students felt Average.



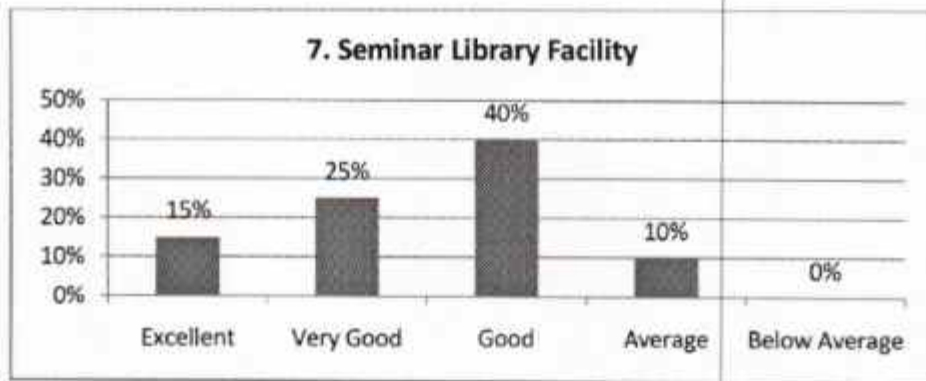
Analysis

The above bar graph showed that 10% of students felt that Relevance of Syllabus for their future career is Excellent,30% of students felt very good, 30% of students felt good and 10% of students felt Average.



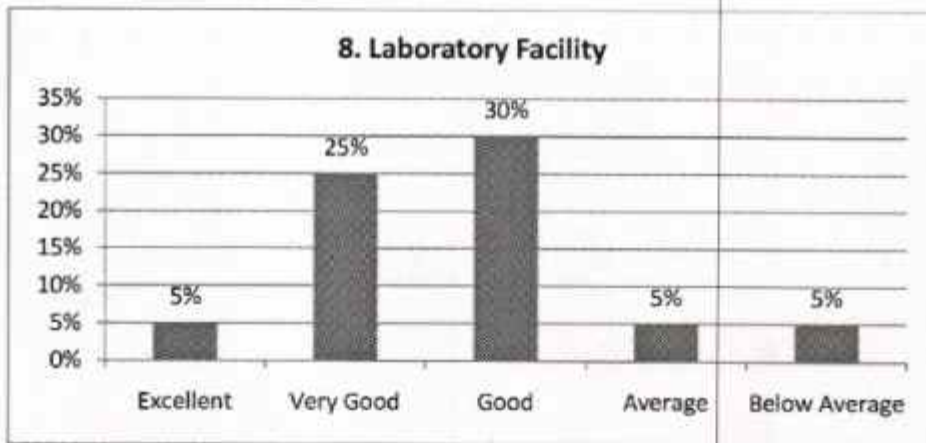
Analysis

The above bar graph showed that 5% of students felt that Attending student grievances is Excellent,20% of students felt very good and 55% of students felt good.



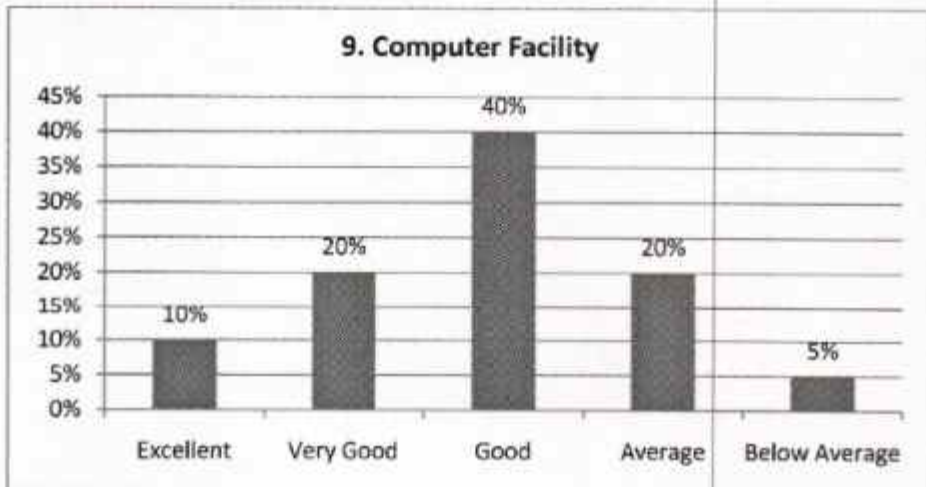
Analysis

The above bar graph showed that 15% of students felt that Seminar and Library Facilities are Excellent, 25% of students felt very good, 40% of students felt good and 10% of students felt Average.



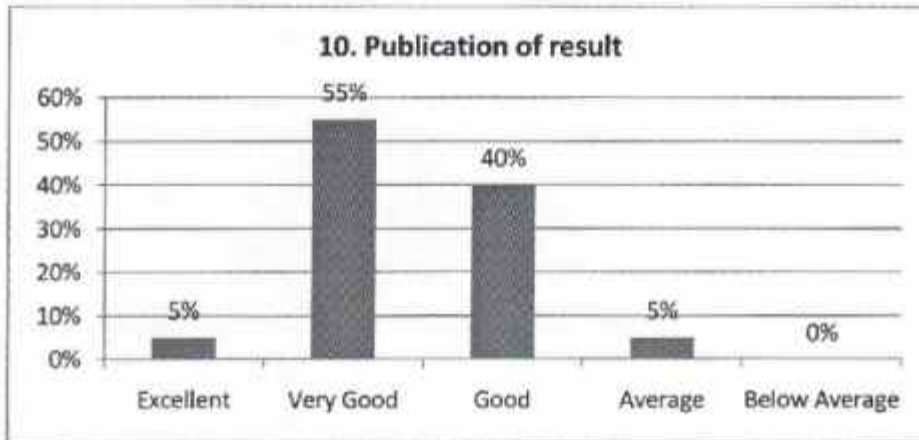
Analysis

The above bar graph showed that 5% of students felt that Laboratory Facility is Excellent, 25% of students felt very good, 30% of students felt good, 5% of students felt Average and 5% of students felt Below Average.



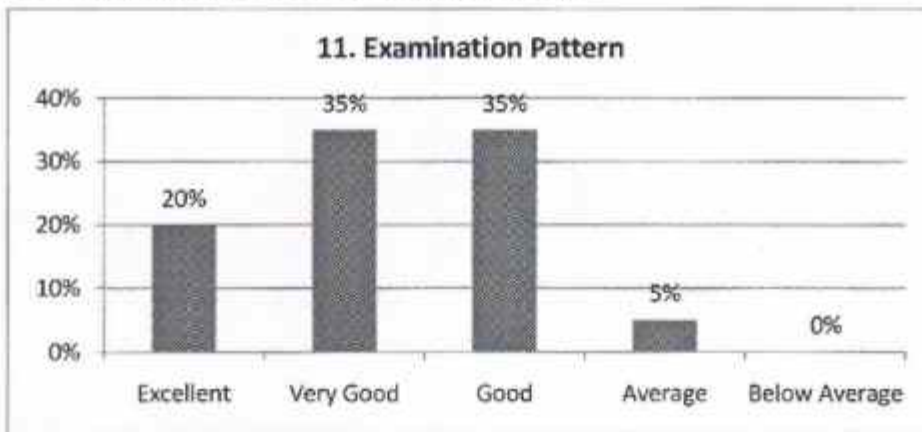
Analysis

The above bar graph showed that 10% of students felt that Computer Facility is Excellent, 20% of students felt very good, 40% of students felt good, 20% of students felt Average and 5% of students felt Below Average.



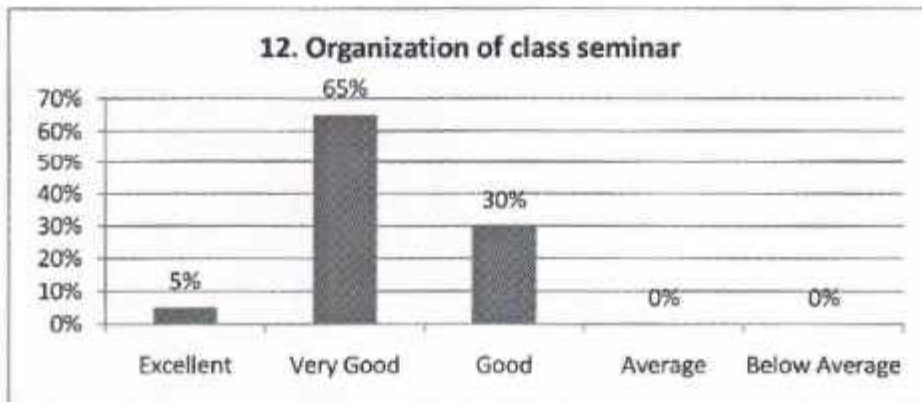
Analysis

The above bar graph showed that 5% of students felt that Publication of result is Excellent, 55% of students felt very good, 40% of students felt good and 5% of students felt Average.



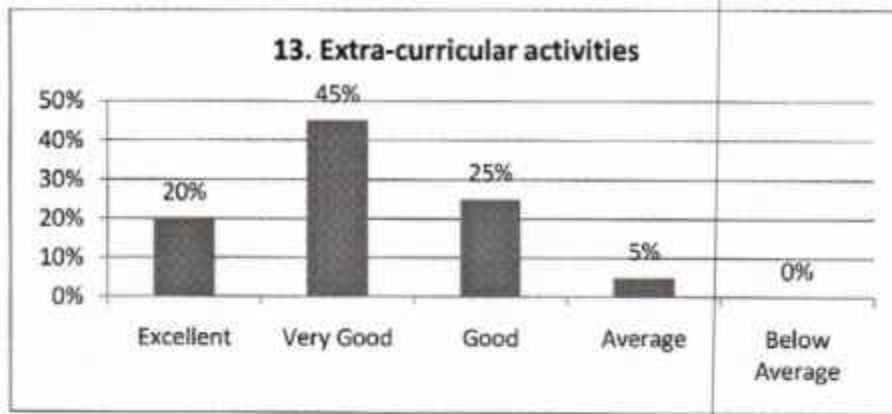
Analysis

The above bar graph showed that 20% of students felt that Examination Pattern is Excellent, 35% of students felt very good, 35% of students felt good and 5% of students felt Average.



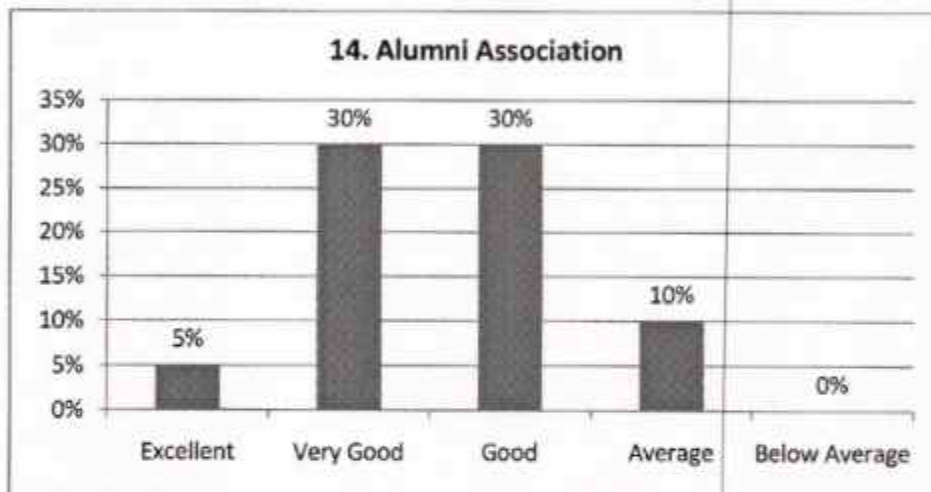
Analysis

The above bar graph showed that 5% of students felt that Organization of Class seminar is Excellent, 65% of students felt very good and 30% of students felt good.



Analysis

The above bar graph showed that 20% of students felt that Extra-curricular activities are Excellent, 45% of students felt very good, 25% of students felt good and 5% of students felt Average.



Analysis

The above bar graph showed that 5% of students felt that Alumni Association is Excellent, 30% of students felt very good, 30% of students felt good and 10% of students Average.

ACTION TAKEN:

Majority of the Student's responses are Favorable and the department should maintain the same for the coming years and also improve some facilities based on the needs of the student.

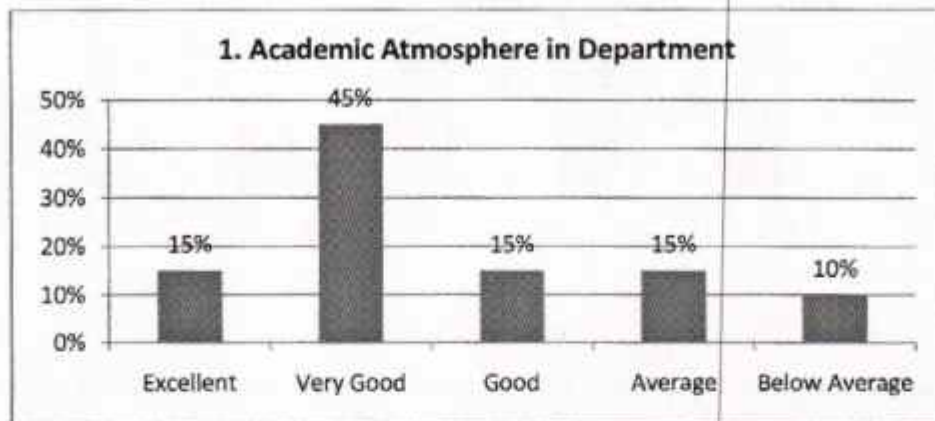
for M. J. Jeyaraj
HOD

HEAD OF THE DEPARTMENT
PG DEPARTMENT OF ENGLISH
K.M.G. COLLEGE OF ARTS & SCIENCE
GUDIYATTAM - 635 803

[Signature]
PRINCIPAL

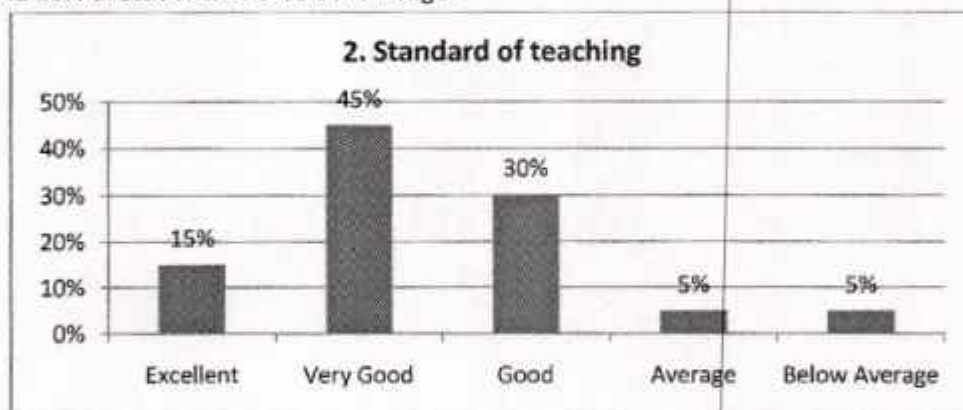
PRINCIPAL
K.M.G. COLLEGE OF ARTS & SCIENCE
GUDIYATTAM - 635 803.

K.M.G. COLLEGE OF ARTS & SCIENCE, GUDIYATTAM-635803.
DEPARTMENT OF MATHEMATICS
STUDENTS FEEDBACK ANALYSIS
2017-2018



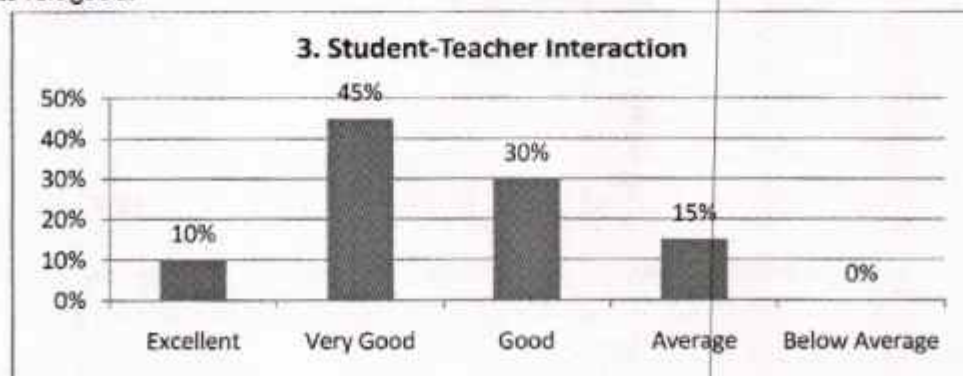
Analysis:

The above bar graph showed that 15% of students felt that Academic atmosphere in Department is Excellent, 45% of students felt very good, 15% of students felt good, 15% of students felt average and 10% of students felt below average.




Analysis:

The above bar graph showed that 15% of students felt that Standard of Teaching is Excellent, 45% of students felt very good, 30% of students felt good, 5% of students felt average and 5% of students felt below average.



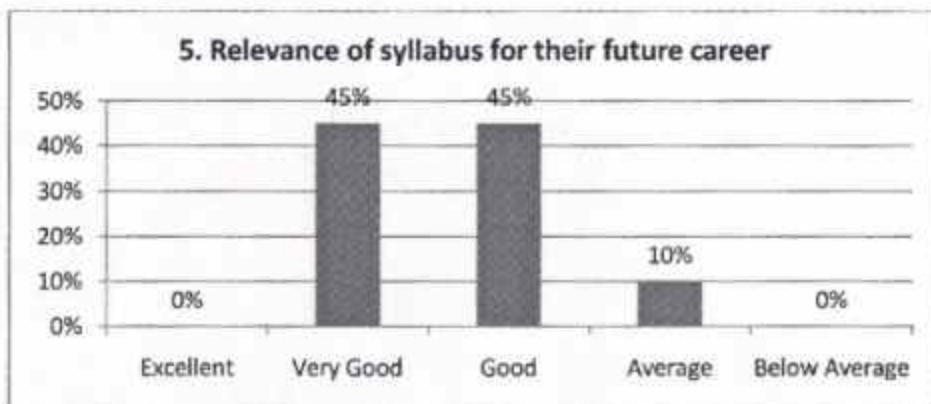
Analysis:

The above bar graph showed that 10% of students felt that Student-Teacher Interaction is Excellent, 45% of students felt very good, 30% of students felt good and 15% of students felt Average.



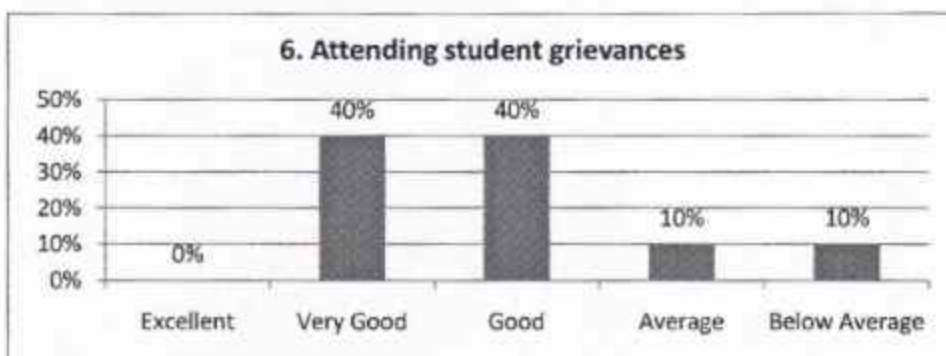
Analysis:

The above bar graph showed that 10% of students felt that Discipline maintain in the College is Excellent, 40% of students felt very good, 30% of students felt good, 15% of students felt Average and 5% of students felt Below Average.



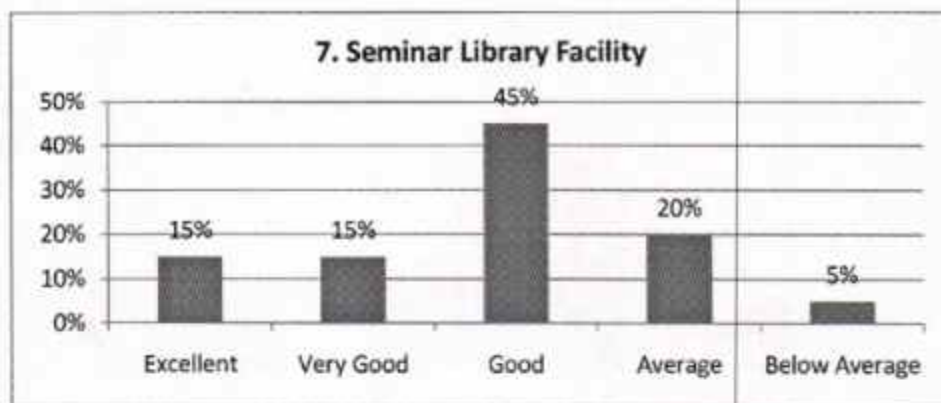
Analysis:

The above bar graph showed that 45% of students felt that Relevance of Syllabus for their future career is very good, 45% of students felt good and 10% of students felt Average.



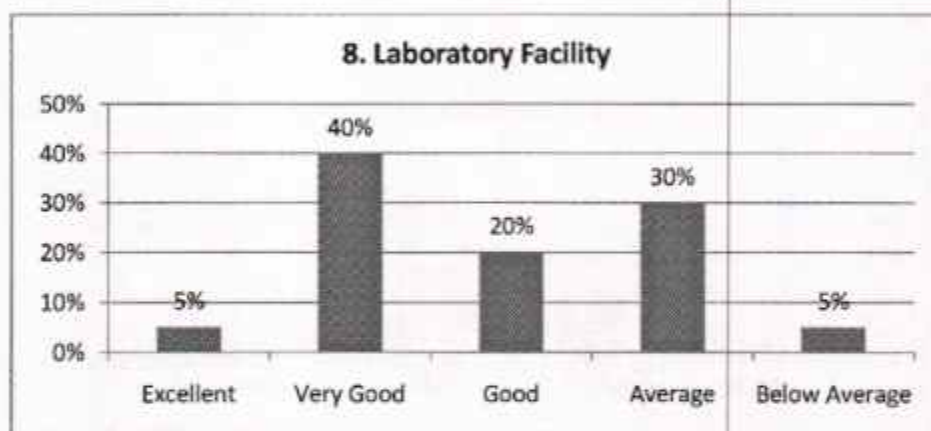
Analysis :

The above bar graph showed that 40% of students felt that Attending student grievances is very good, 40% of students felt good, 10% of students felt average and 10% of students felt below average .



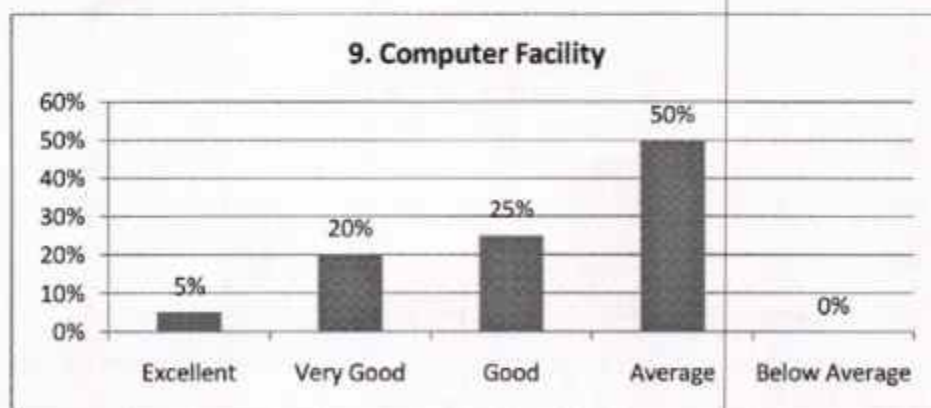
Analysis:

The above bar graph showed that 15% of students felt that Seminar and Library Facilities are Excellent, 15% of students felt very good, 45% of students felt good, 20% of students felt Average and 5% of students felt Below Average.



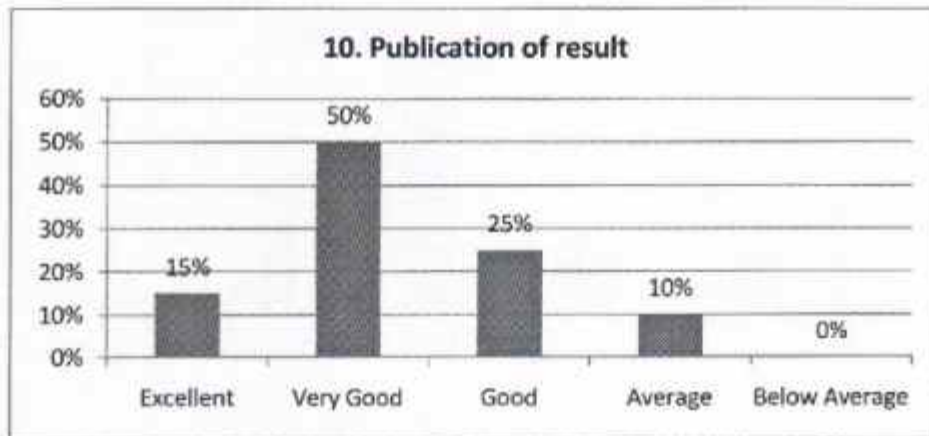
Analysis:

The above bar graph showed that 5% of students felt that Laboratory Facility is Excellent, 40% of students felt very good, 20% of students felt good, 30% of students felt Average and 5% of students felt Below Average.



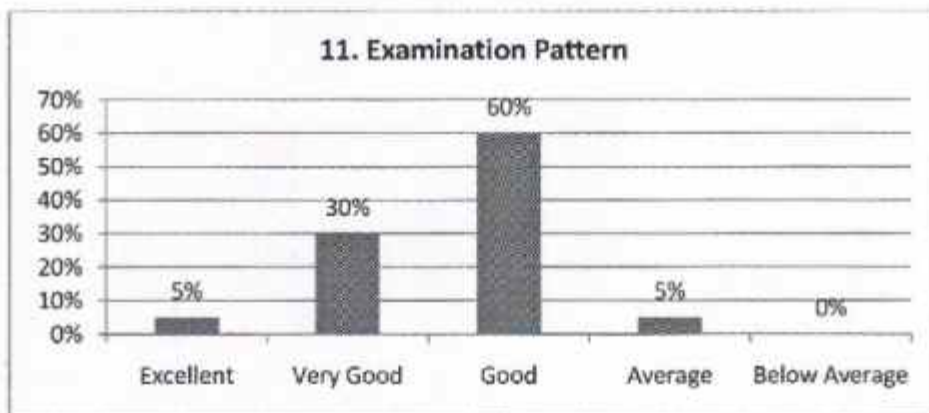
Analysis:

The above bar graph showed that 5% of students felt that Computer Facilities are Excellent, 20% of students felt very good, 25% of students felt good and 50% of students felt Average.



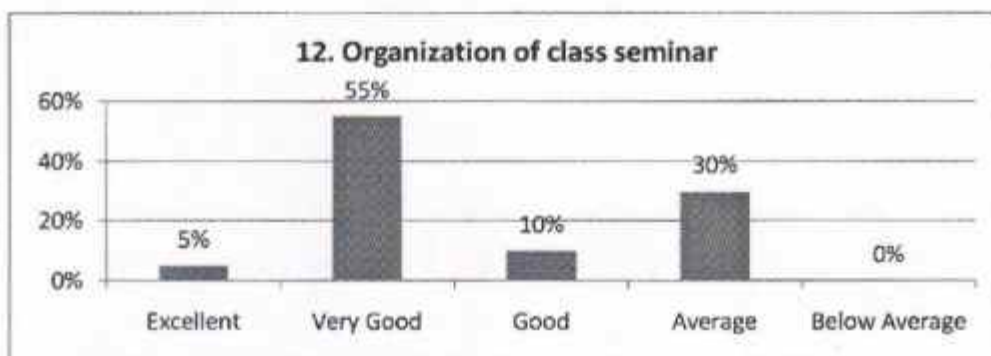
Analysis:

The above bar graph showed that 15% of students felt that Publication of result is Excellent, 50% of students felt very good, 25% of students felt good and 10% of students felt Average.



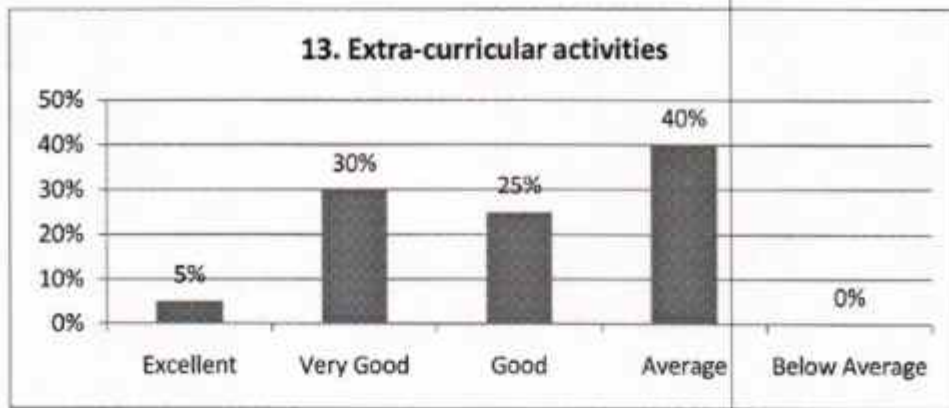
Analysis:

The above bar graph showed that 5% of students felt that Examination Pattern is Excellent, 30% of students felt very good, 60% of students felt good and 5% of students felt Average.



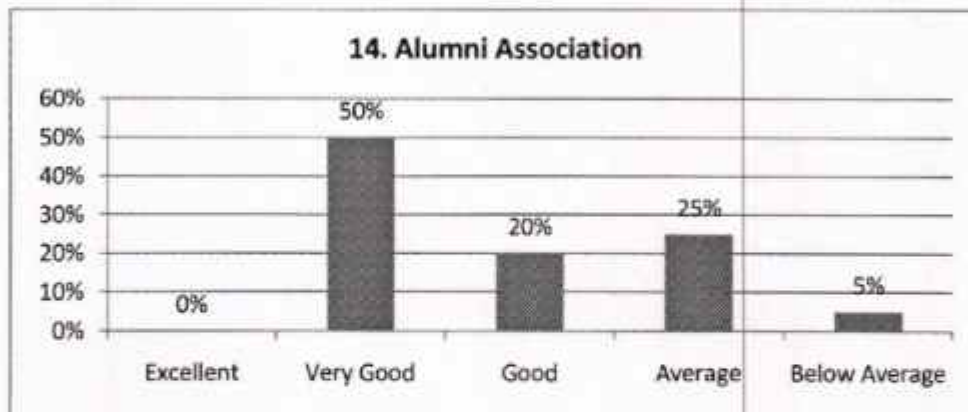
Analysis:

The above bar graph showed that 5% of students felt that Organization of Class seminar is Excellent, 55% of students felt very good, 10% of students felt good and 30% of students felt Average.



Analysis:

The above bar graph showed that 5% of students felt that Extra-curricular activities are Excellent, 30% of students felt very good, 25% of students felt good and 40% of students felt Average.



Analysis:

The above bar graph showed that 50% of students felt that Alumni Association is very good, 20% of students felt good, 25% of students felt average and 5% of students below average.

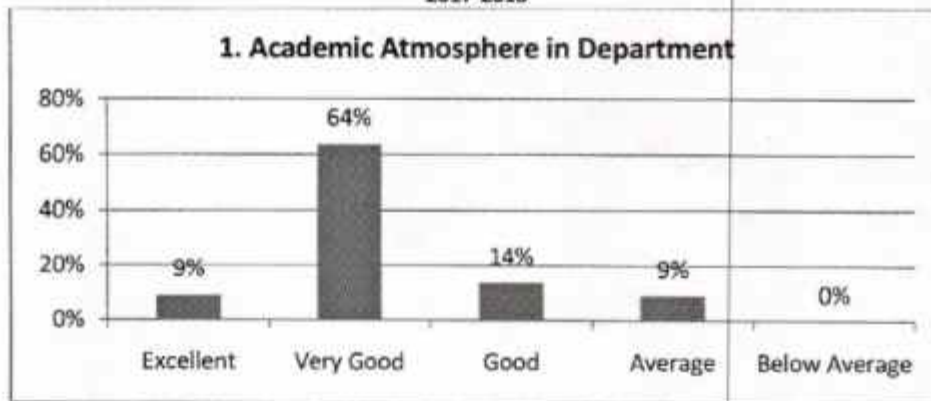
ACTION TAKEN:

Majority of the Student's responses are Favorable and the department should maintain the same for the coming years and also improve some facilities based on the needs of the students.

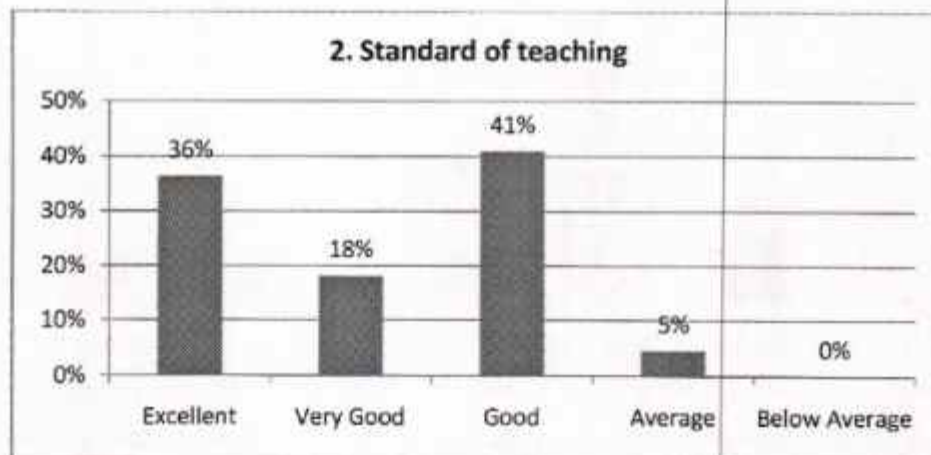

Head of the Department
HOD
 PG & RESEARCH DEPARTMENT OF MATHEMATICS
 K.M.G. COLLEGE OF ARTS & SCIENCE


Principal
PRINCIPAL
 K.M.G. COLLEGE OF ARTS & SCIENCE
 GUDIYATTAM - 835 803.

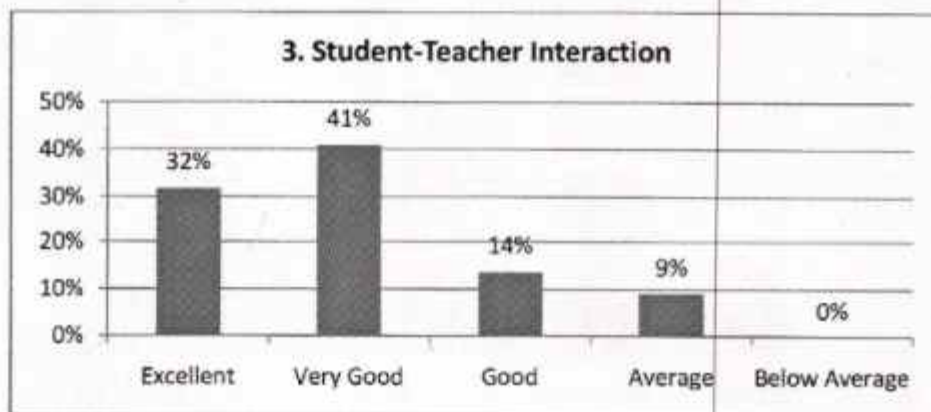
DEPARTMENT OF COMPUTER APPLICATIONS
STUDENTS FEEDBACK ANALYSIS
2017-2018



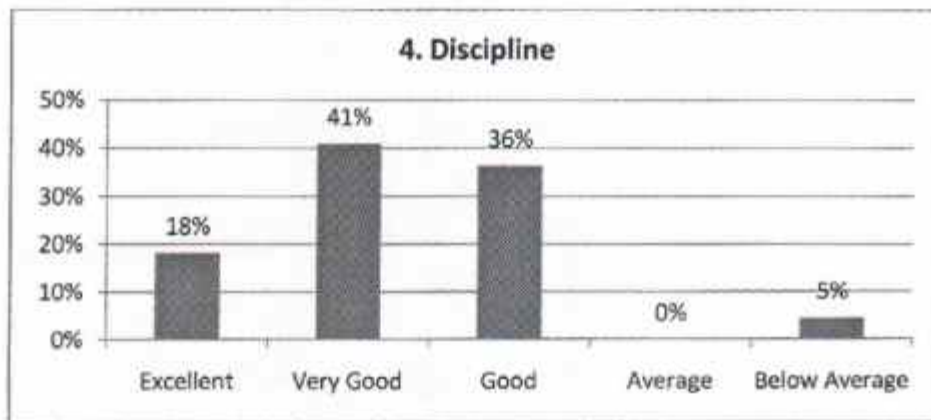
The results shows that 9% of students has given excellent, 64% of students has responded with very good, 14% of students responded good and 9% of students responded average for academic atmosphere in department.



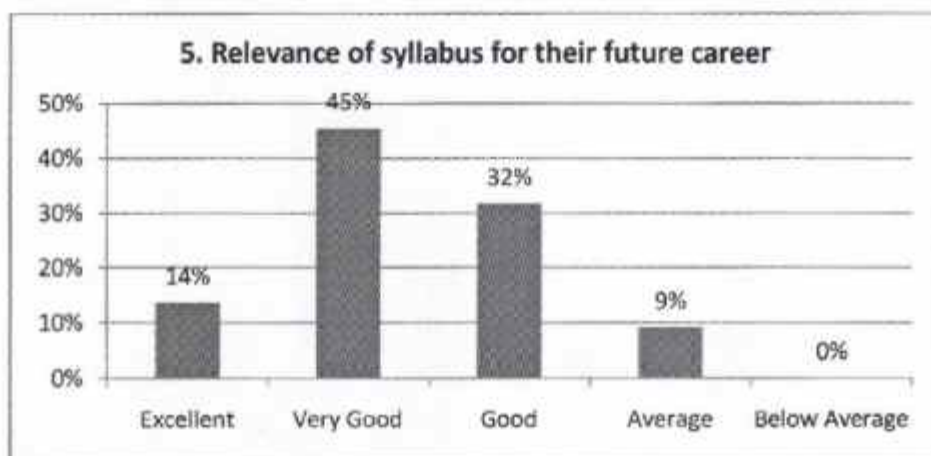
The results shows that 36% of students has given excellent, 18% of students has responded with very good, 41% of students responded good and 5% of students responded average for standard of teaching.



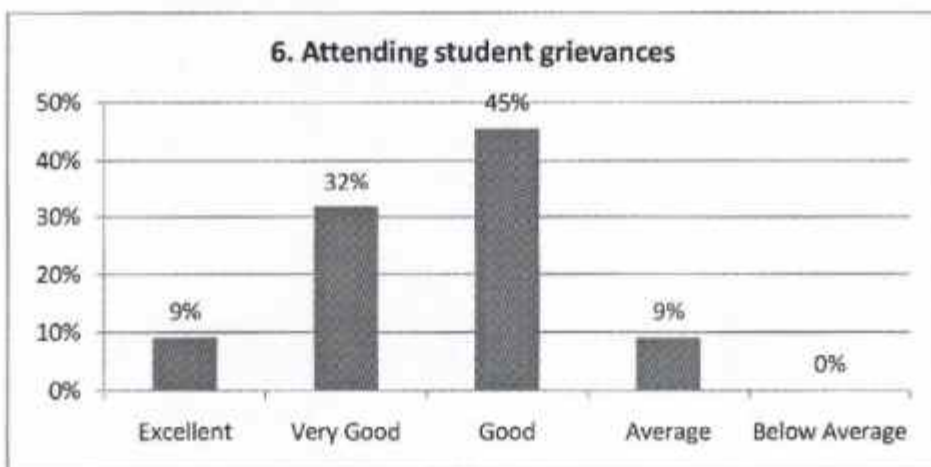
The results shows that 32% of students has given excellent, 41% of students has responded with very good, 14% of students responded good and 9% of students responded average for student-teacher interaction.



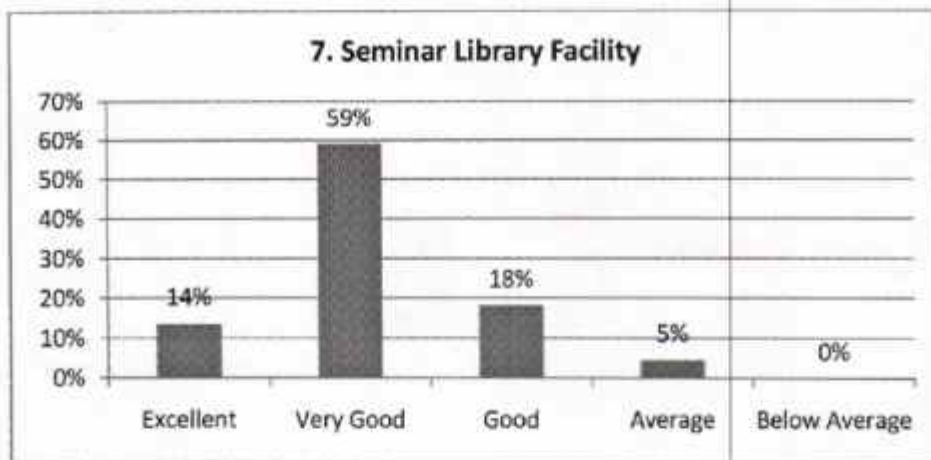
The results shows that 18% of students has given excellent, 41% of students has responded with very good, 36% of students responded good and 5% of students responded below average for discipline.



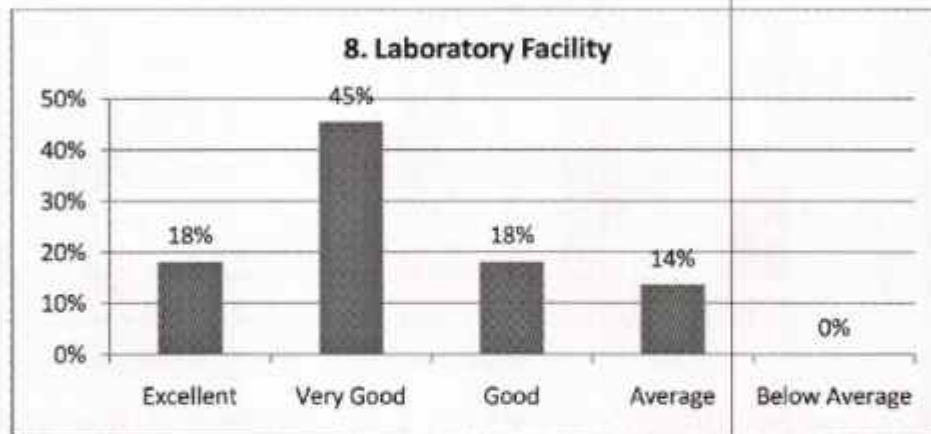
The results shows that 14% of students has given excellent, 45% of students has responded with very good, 32% of students responded good and 9% of students responded average for relevance of syllabus for their future career.



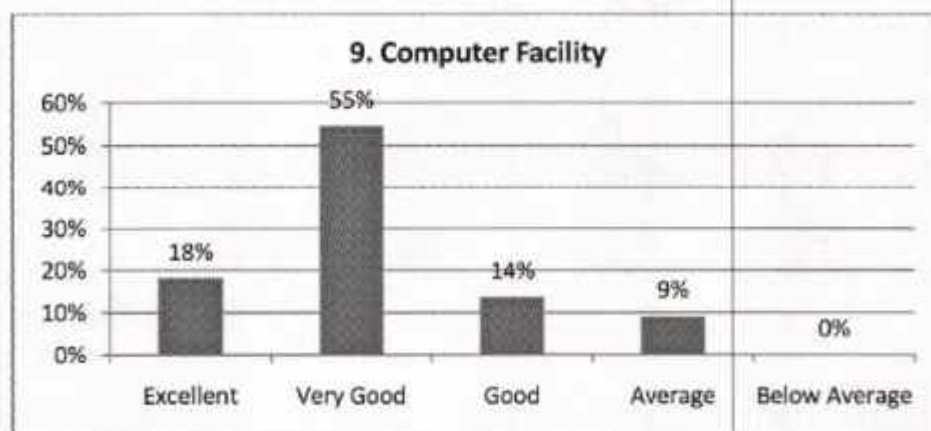
The results show that 9% of students has given excellent, 32% of students has responded with very good, 45% of students responded good and 9% of students responded average for attending student grievances.



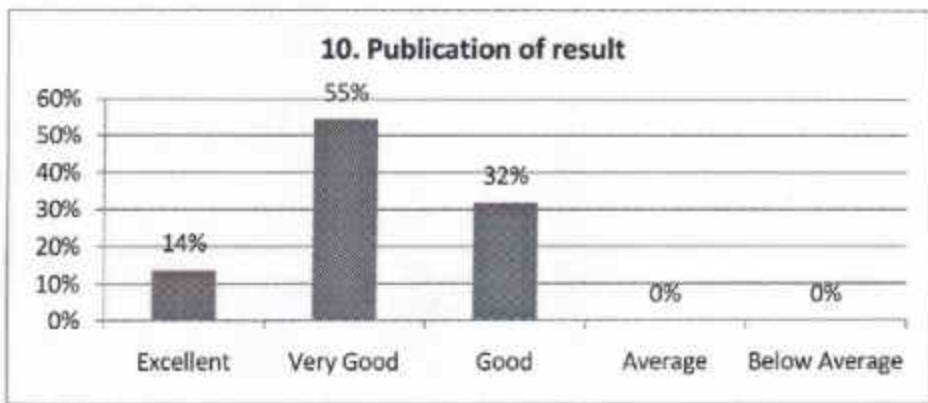
The results show that 14% of students has given excellent, 59% of students has responded with very good, 18% of students responded good and 5% of students responded average for seminar library facility.



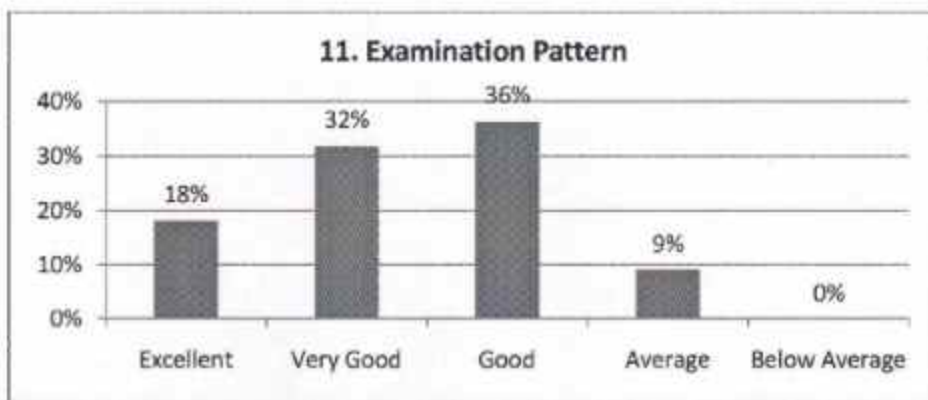
The results show that 18% of students has given excellent, 45% of students has responded with very good, 18% of students responded good and 14% of students responded average for laboratory facility.



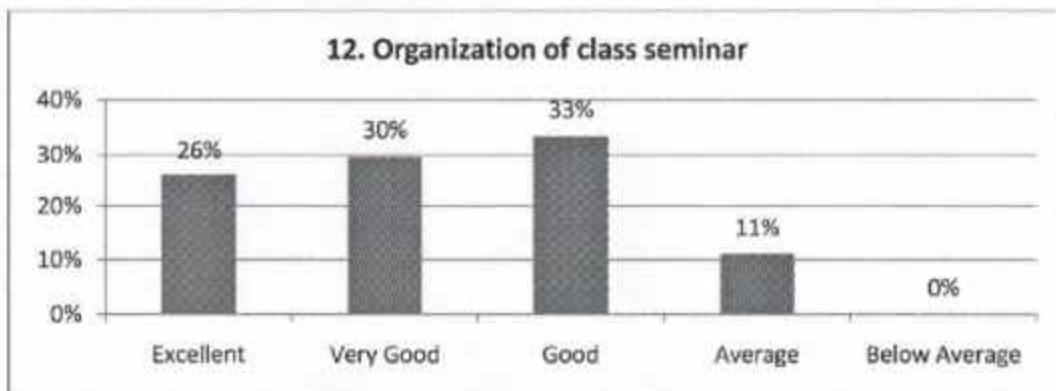
The results show that 18% of students has given excellent, 55% of students has responded with very good, 14% of students responded good and 9% of students responded average for computer facility.



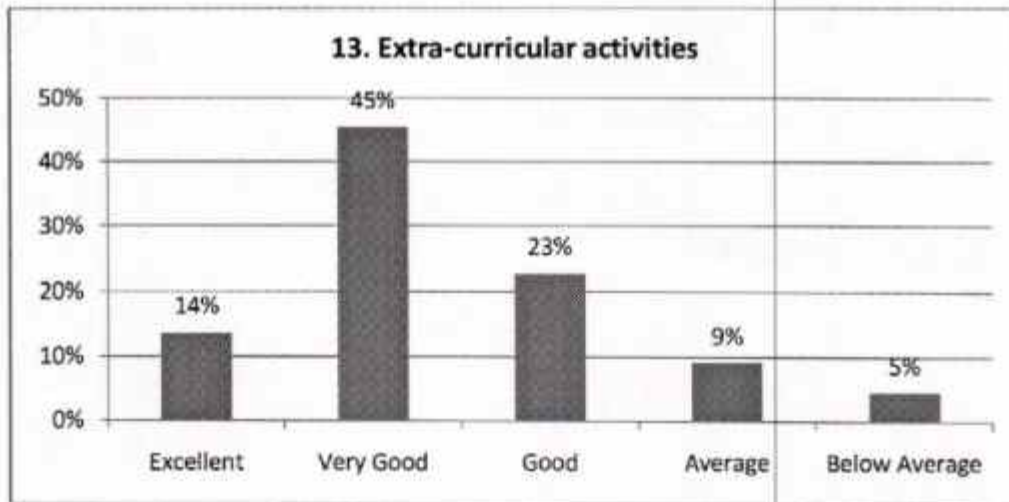
The results show that 14% of students has given excellent, 55% of students has responded with very good and 32% of students responded good for publication of result.



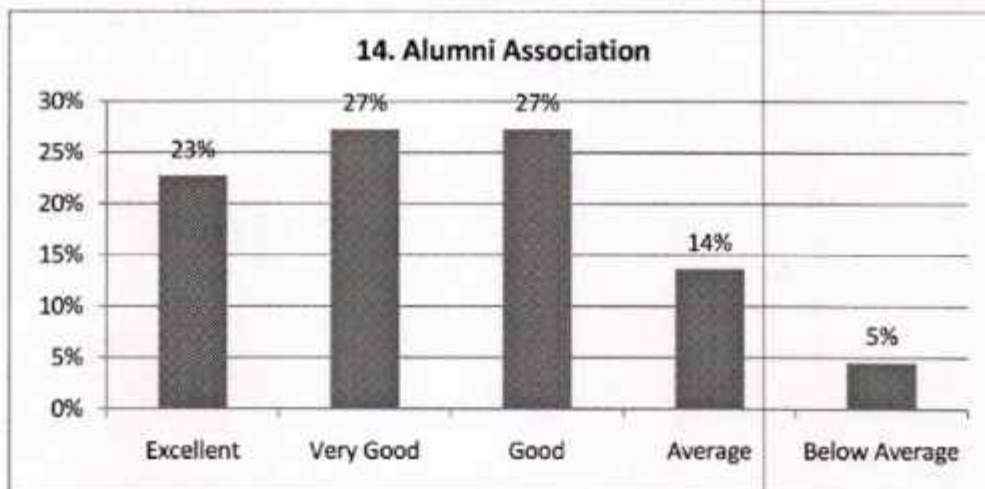
The results show that 18% of students has given excellent, 32% of students has responded with very good, 36% of students responded good and 9% of students responded average for examination pattern.



The results show that 26% of students has given excellent, 30% of students has responded with very good, 33% of students responded good and 11% of students responded average for organization of class seminar.



The results show that 14% of students has given excellent, 45% of students has responded with very good, 23% of students responded good, 9% of students responded average and 5% of students responded below average for extra – curricular activities.



The results show that 23% of students has given excellent, 27% of students has responded with very good, 27% of students responded good, 14% of students responded average and 5% of students responded below average for alumni association.

Action Taken:

We have received good response in all parameters. We are trying to sustain the same.

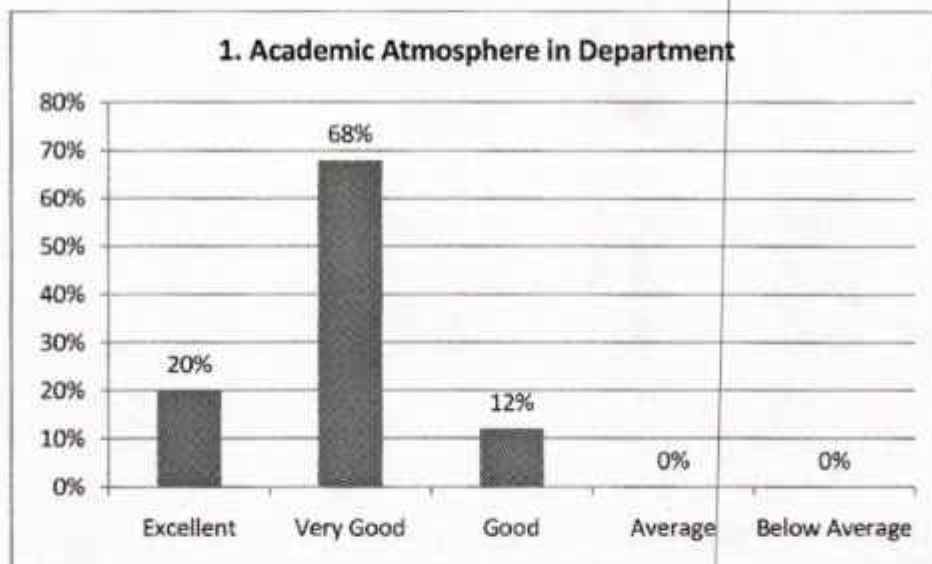
Head of the Department 
 Head Department of Computer Applications
 KMG College of Arts & Science
 Gudiyatham - 635 803.


 PRINCIPAL
 K.M.G. COLLEGE OF ARTS & SCIENCE
 GUDIYATTAM - 635 803.
 VELLORE DISTRICT.

2017-2018

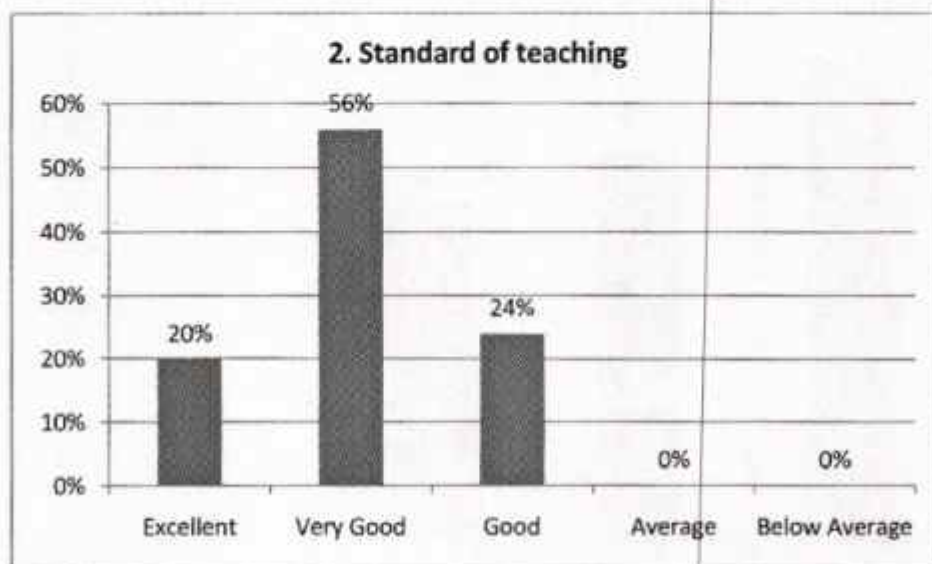
DEPARTMENT OF CS

STUDENTS FEEDBACK ANALYSIS



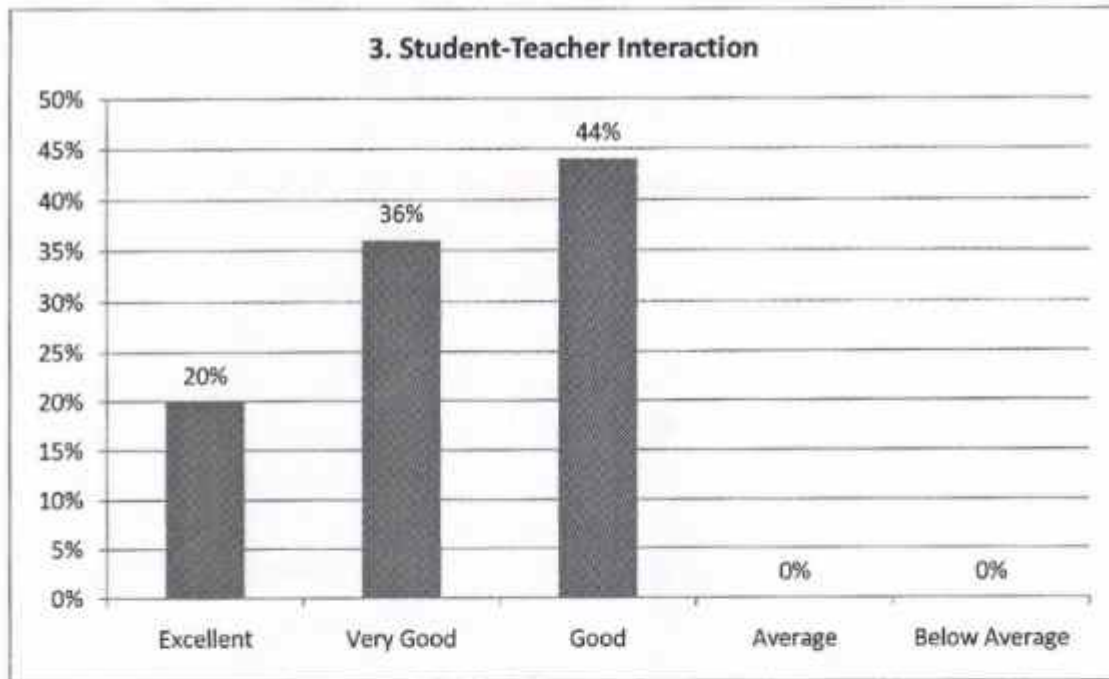
Analysis

The above chart shows that **68%** students have given Very Good, **20%** students have given Excellent, **12%** students have given Good for the Academic Atmosphere in Department.



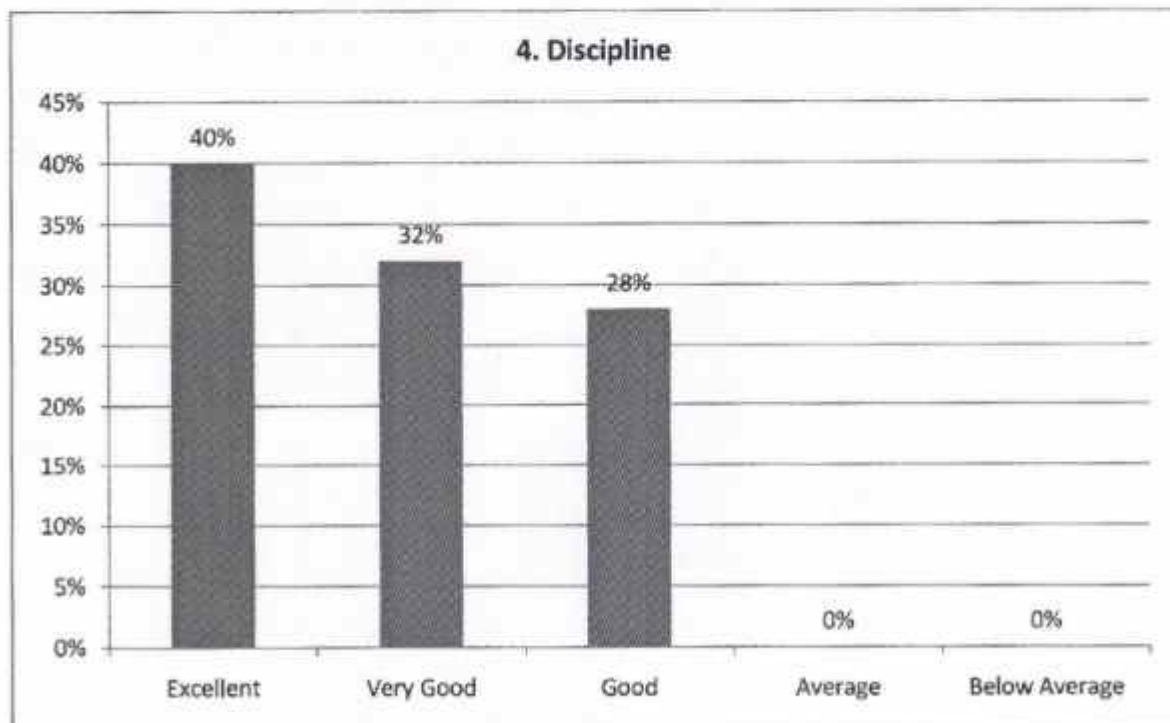
Analysis

The above chart shows that **56%** students have given Very Good, **24%** students have given Good, **20%** students have given Excellent for the Standard of teaching.



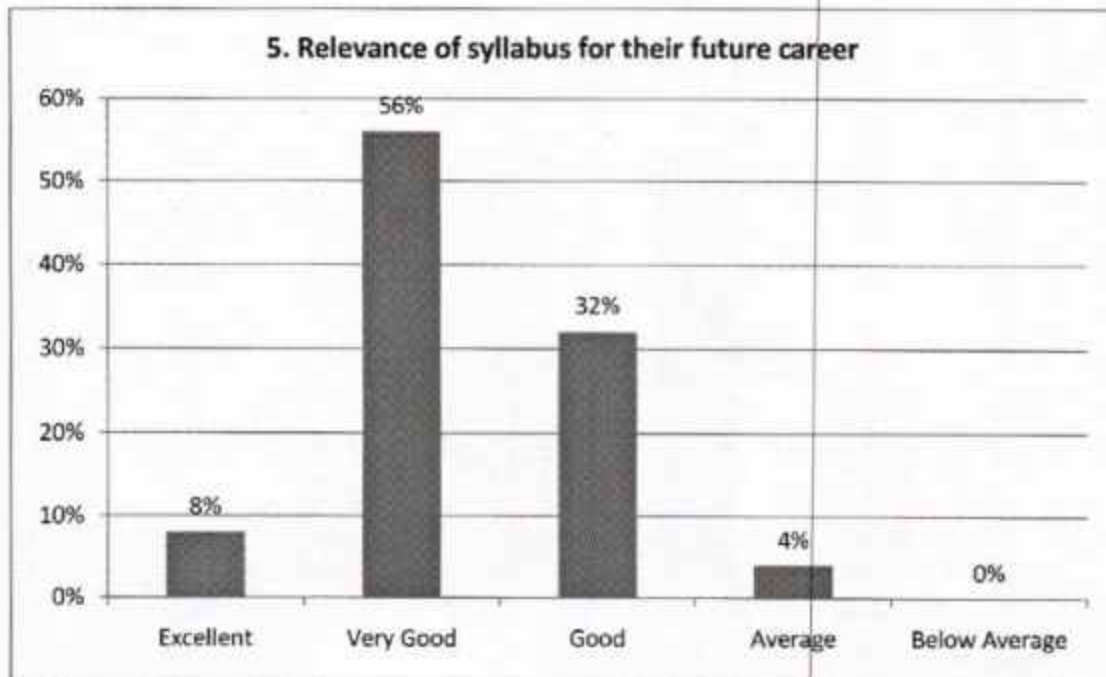
Analysis

The above chart shows that **44%** students have given Good, **36%** students have given Very Good, **20%** students have given Excellent for the Student-Teacher Interaction.



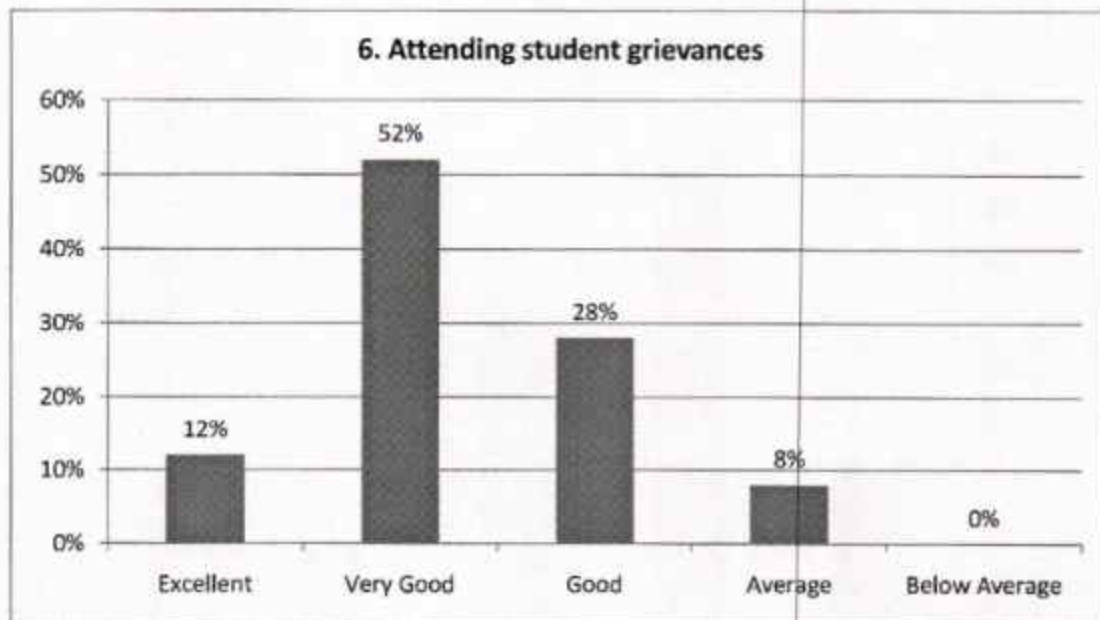
Analysis

The above chart shows that **40%** students have given Excellent, **32%** students have given Very Good, **28%** students have given Good for the Discipline.



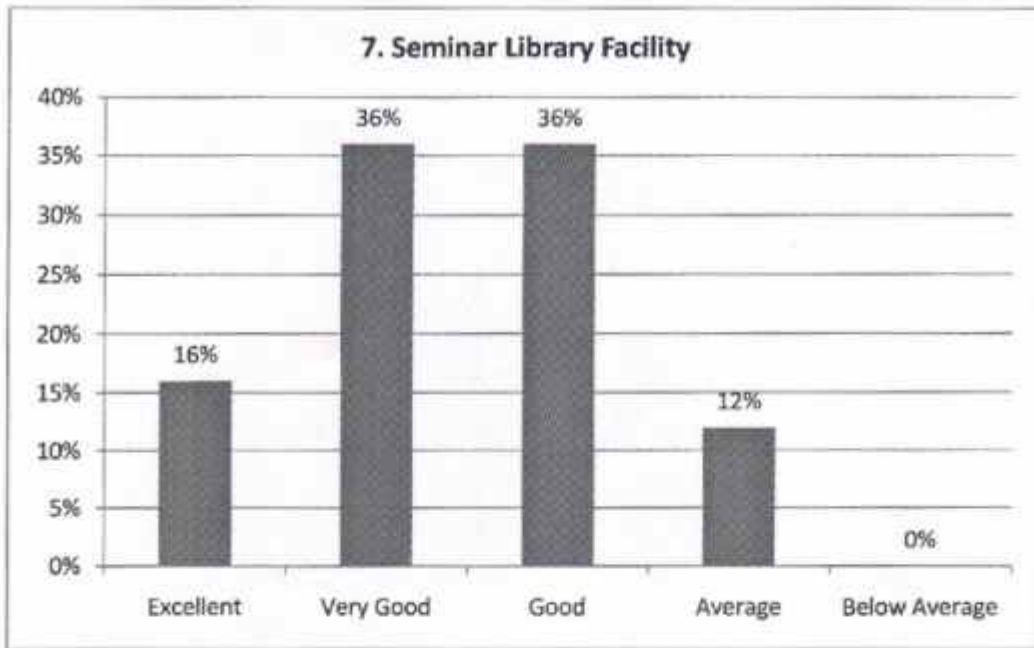
Analysis

The above chart shows that **56%** students have given Very Good, **32%** students have given Good, **8%** students have given Excellent, **4%** students have given Average for the Relevance of Syllabus for their future career.



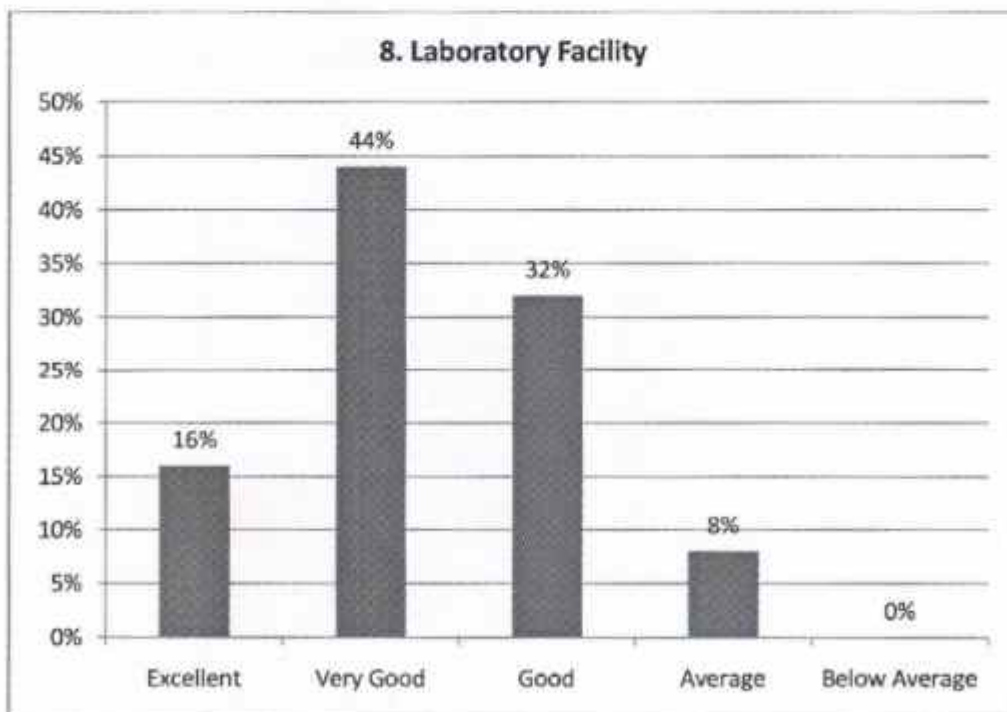
Analysis

The above chart shows that **52%** students have given Very Good, **28%** students have given Good, **12%** students have given Excellent, **8%** students have given Average for the Attending student grievances.



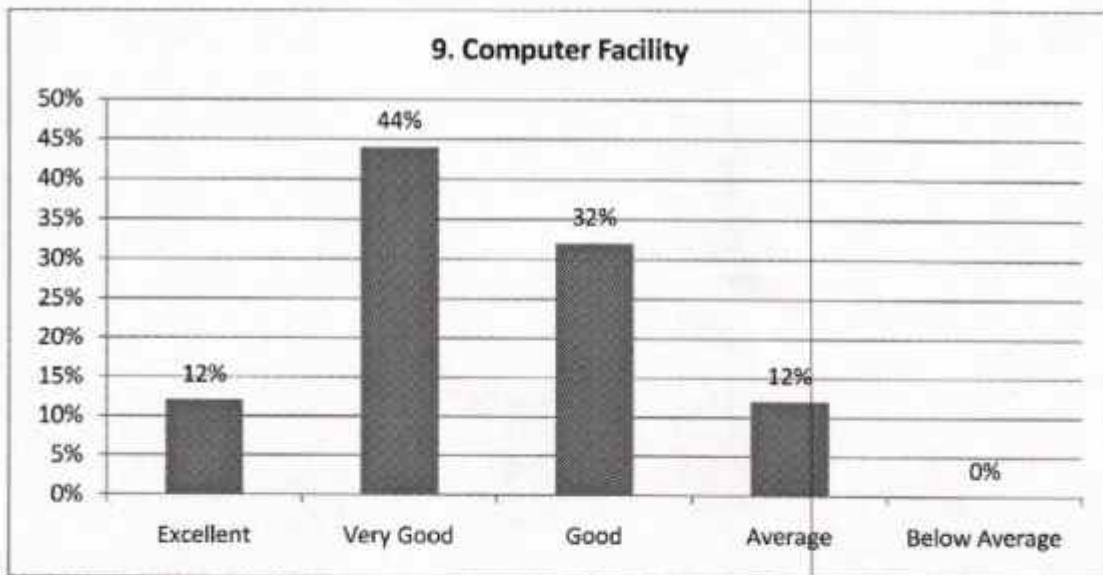
Analysis

The above chart shows that **36%** students have given Very Good and Good, **16%** students have given Excellent, **12%** students have given Average for the Seminar library Facility.



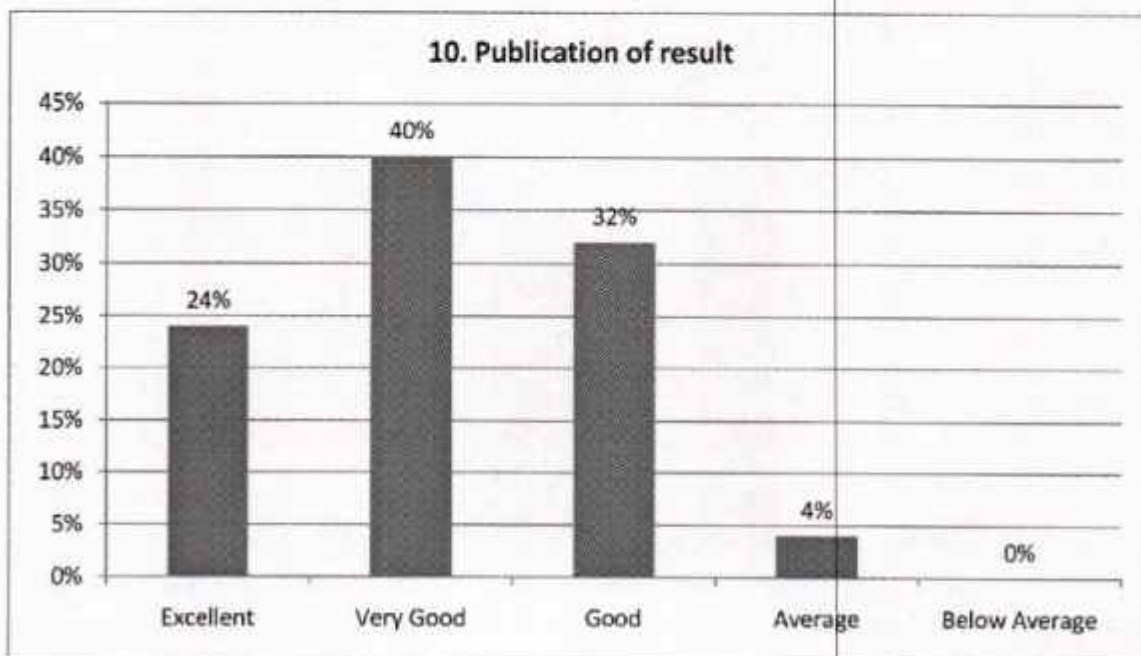
Analysis

The above chart shows that **44%** students have given Very Good, **32%** students have given Good, **16%** students have given Excellent, **8%** students have given Laboratory Facility.



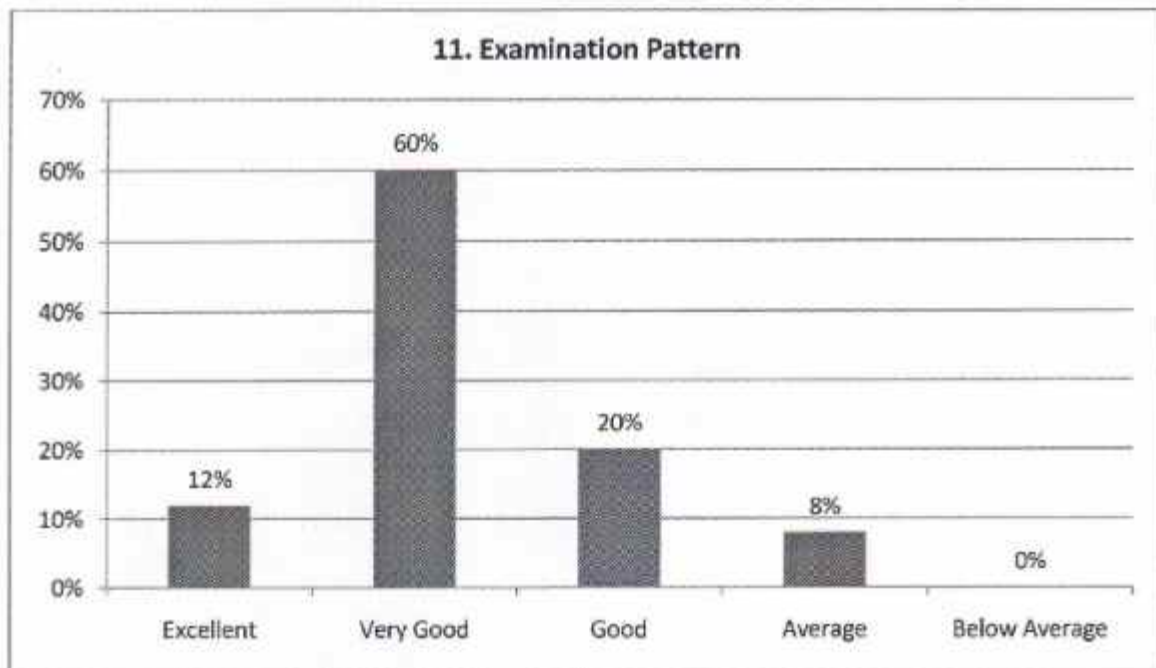
Analysis

The above chart shows that **44%** students have given Very Good, **32%** students have given Good, **12%** students have given Excellent, **12%** students have given Computer Facility.



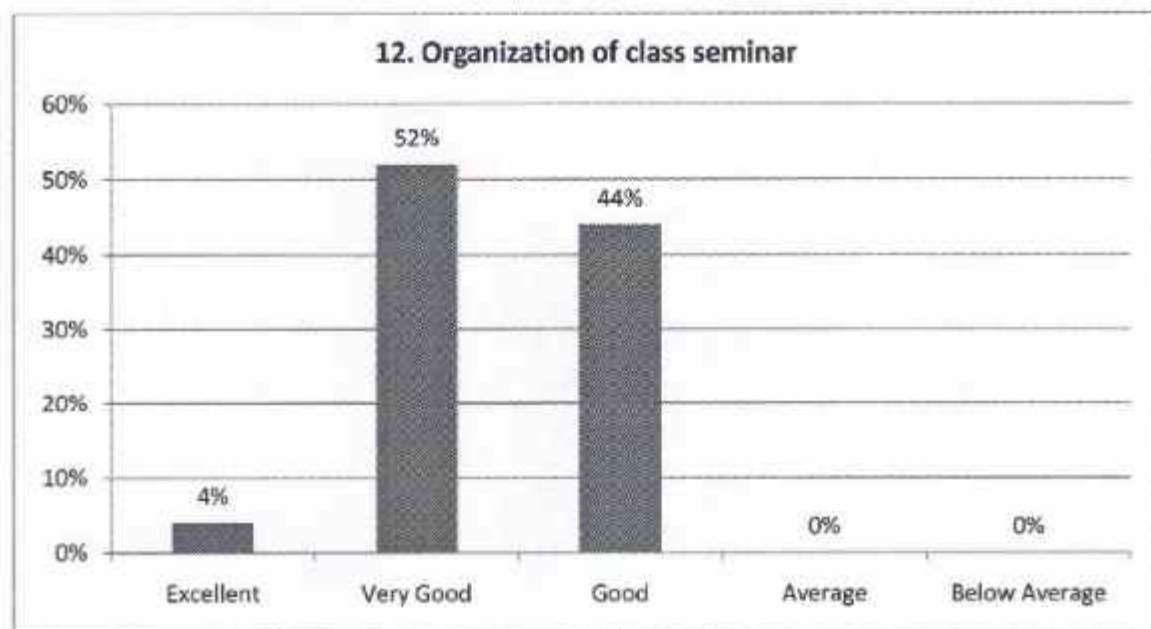
Analysis

The above chart shows that **40%** students have given Very Good, **32%** students have given Good, **24%** students have given Excellent, **4%** students have given Publication of result.



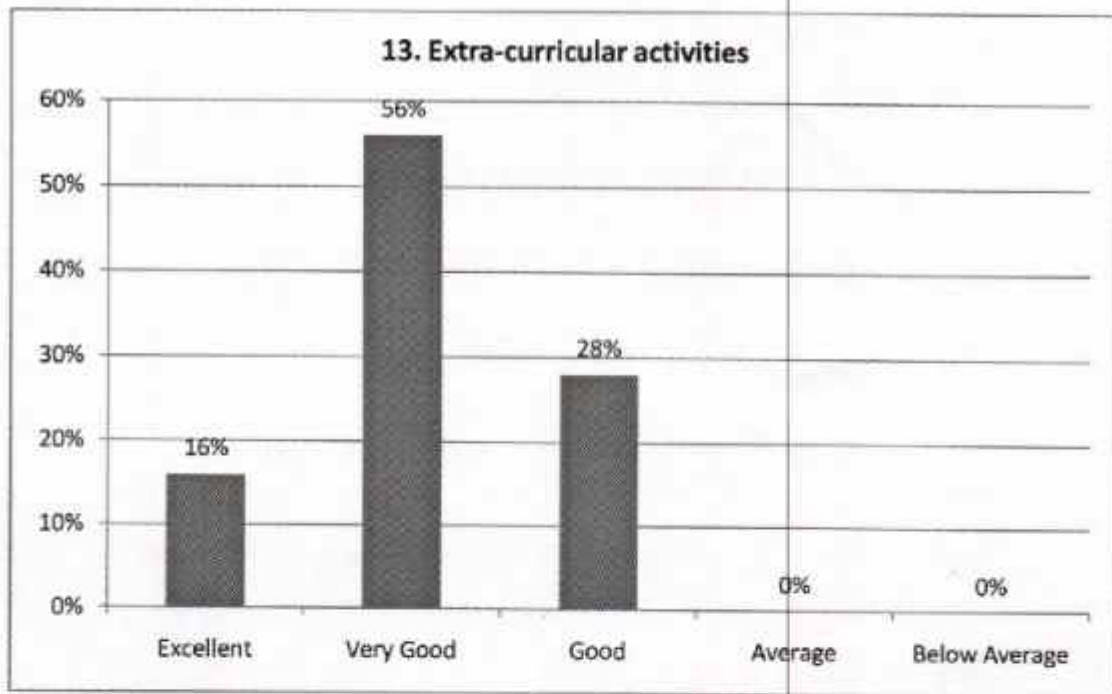
Analysis

The above chart shows that **60%** students have given Very Good, **20%** students have given Good, **12%** students have given Excellent, **8%** students have given Examination Pattern.



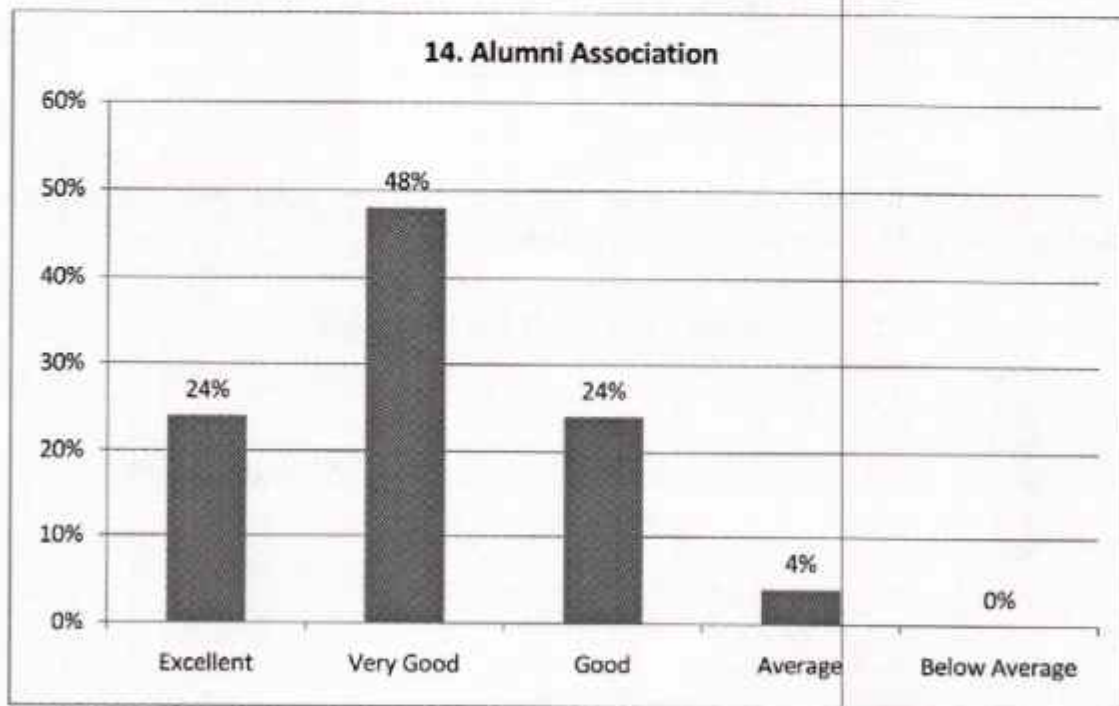
Analysis

The above chart shows that **52%** students have given Very Good, **44%** students have given Good, **4%** students have given Excellent for the Organization of class seminar.



Analysis

The above chart shows that **56%** students have given Very Good, **28%** students have given Good, **16%** students have given Excellent for the Extra-curricular activities.



Analysis

The above chart shows that **48%** students have given Very Good, **24%** students have given Good and Excellent, **4%** students have given Average for the Alumni Association.


[Signature]

Head of the Department
Prof. P DANIEL SUNDARRAJ, M.Sc., M.Phil
 Assistant Professor & Head
 Department of Computer Science
 K M G College of Arts & Science
 R S. Road, Ammanankuppam
 Gudiyattam - 635 803

[Signature]

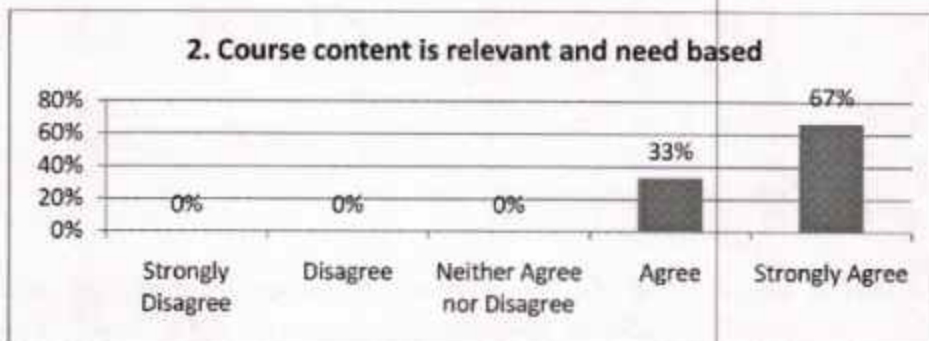
PRINCIPAL
K.M.G. COLLEGE OF ARTS & SCIENCE
GUDIYATTAM - 635 803.

K.M.G. COLLEGE OF ARTS AND SCIENCE
PG & RESEARCH DEPARTMENT OF COMMERCE
(2017-2018) TEACHERS FEEDBACK ANALYSIS




Inference:

The above cloumn chart showed that 67 % of the teachers were strongly agreed that courses available in the program are adequate and 33 % of the teachers were agreed that courses available in the program are adequate.



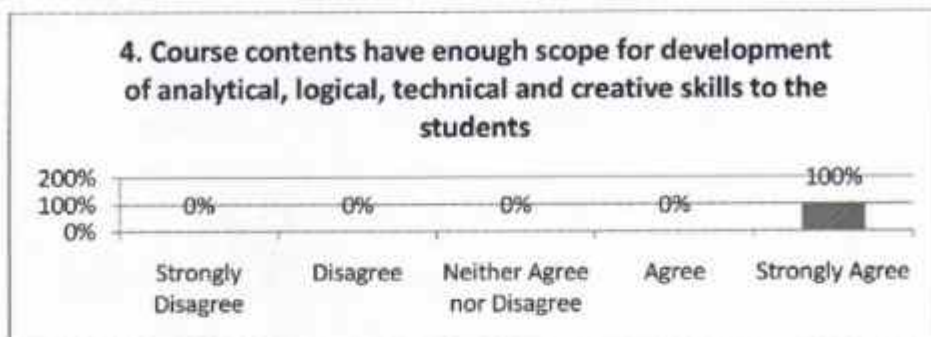
Inference:

The above cloumn chart showed that 33 % of the teachers were strongly agreed and 67 % of the teachers were agreed that courses content is relevant.



Inference:

The above column chart showed that 67 % of the teachers were strongly agreed and 33 % of the teachers were agreed that courses outcomes are well defined and clear.




Inference:

The above column chart showed that 100% of the teachers were strongly agreed that courses content have enough scope for development of analytical, logical, technical and creative skills to the students.



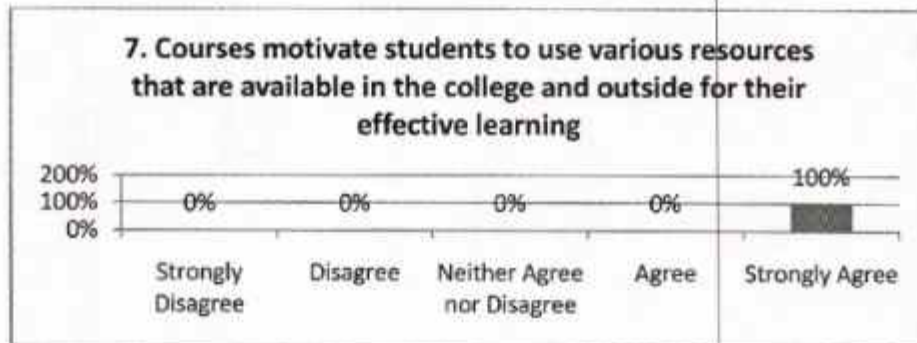
Inference:

The above column chart showed that 33 % of the teachers were strongly agreed and 67% of the teacher were agreed that courses activities are relevant for development of various skills for employment and self-employment.



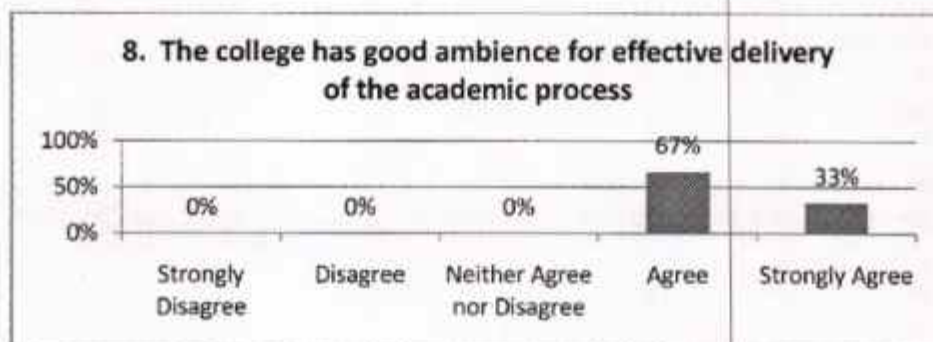
Inference:

The above column chart showed that 67 % of the teachers were strongly agreed and 33 % of the teachers were agreed that the syllabus has good balance between theory and application.




Inference:

The above column chart showed that 100% of the teachers were strongly agreed that courses motivate students to use various resources that are available in the college and outside for their effective learning.




Inference:

The above column chart showed that 67 % of the teachers were strongly agreed and 33 % of the teachers were agreed that the college has good ambience for effective delivery of the academic process



Inference:

The above column chart showed that 100% of the teachers were strongly agreed that the college has good ambience for effective delivery of the academic process.



Inference:

The above column chart showed that 67 % of the teachers strongly agreed and 33% of the teacher agreed that enough opportunities are given for self-development.


Action Taken:

Based on the above analysis it is concluded that the teacher's feedback were strongly agreed in the majority of the questions. So we try to sustain the same and improve on the need base.


Head of the Department



Principal
PRINCIPAL
K.M.G. COLLEGE OF ARTS & SCIENCE
CHIDAMBARAM - 835 893.

**2017-2018
DEPARTMENT OF BBA
TEACHERS FEEDBACK ANALYSIS**




Inferences:

The courses available in the program are adequate 100% of students are strongly agree.




Inferences:

The courses content is relevant and need based 50% strongly agree; 50% agree.



Inferences:

The courses outcomes are well defined and clear 50% strongly agree; 50% agree.




Inferences:

The courses content have enough scope for development of analytical, logical, technical and creative skills to the students 75% strongly agree; 25% agree.


Inferences:

The courses activities are relevant for development of various skills for employment and self employment 100% strongly agree.




Inferences:

The syllabus has good balance between theory and application 50% strongly agree; 50% agree.




Inferences:

The courses motivate students to use various resources that are available in the college and outside for their effective learning 75% agree; 25% strongly agree.



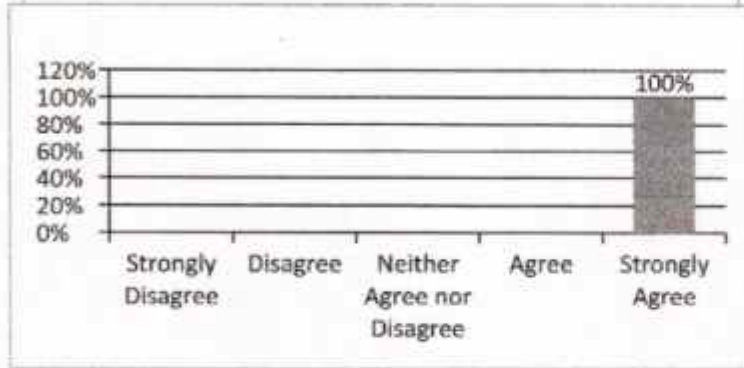
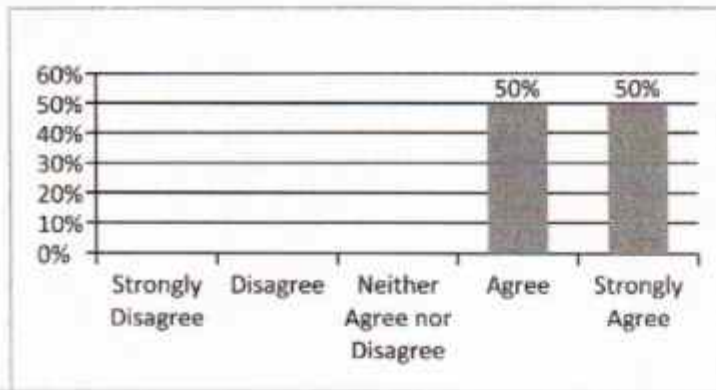
Inferences:

The college has good ambience for effective delivery of the academic process 75% strongly agree; 25% agree.



Inferences:

The college has enough relevant resources which are updated regularly for teaching learning purposes 50% strongly agree; 50% agree.



Inferences:

There is enough opportunities are given for self development 100% strongly agree.

S. No.	FEEDBACK	ACTION TAKEN
1.	Students are highly satisfied with the college environment and quality	----

R. Manikandan
Head of the Department

Dr. R. MANIKANDAN, M.B.A., M.B.E., M.B.A., M.P.N.I., P.H.D.,
 HOD
 Department of Business Administration
 KMG College of Arst & Science
 Gudiyattam.


[Signature]
Principal

PRINCIPAL
K.M.G. COLLEGE OF ARTS & SCIENCE
GUDIYATTAM - 635 803.
VELLORE DISTRICT.

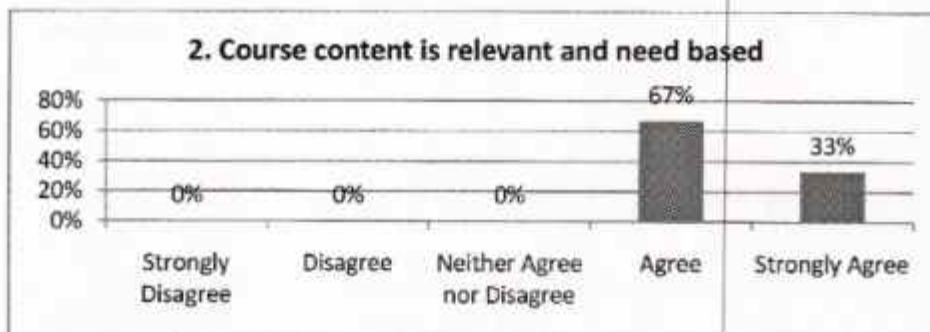
2017-2018

DEPARTMENT OF BIO CHEMISTRY


TEACHERS FEEDBACK ANALYSIS



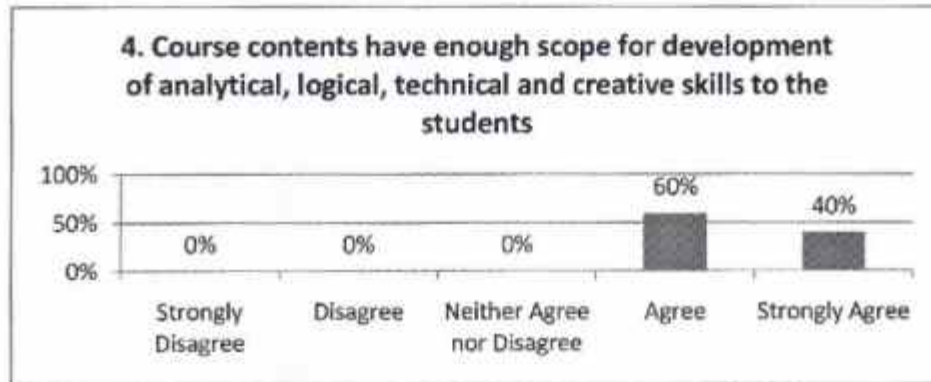
We received 80% agree, 20% strongly agree, feedback for courses available in the program are adequate in our department



We received 67% agree, 33% strongly agree, feedback for course content is relevant and need based in our department




We received 53% agree, 47% strongly agree feedback for course outcomes are well defined and clear in our department



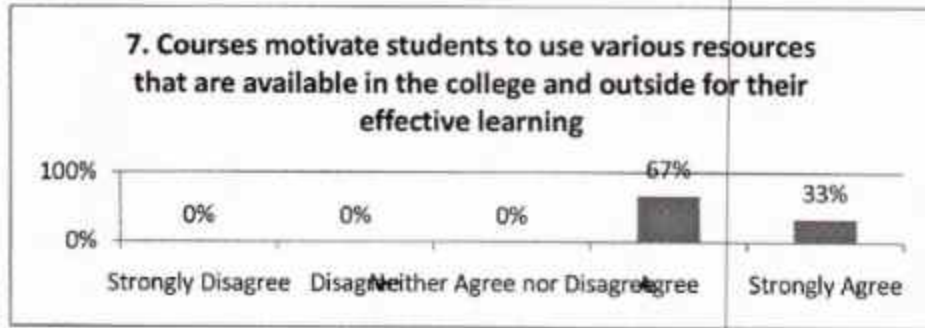
We received 60% agree, 40% strongly agree feedback for course contents have enough scope for development of analytical, logical, technical and creative skills to the students in our department



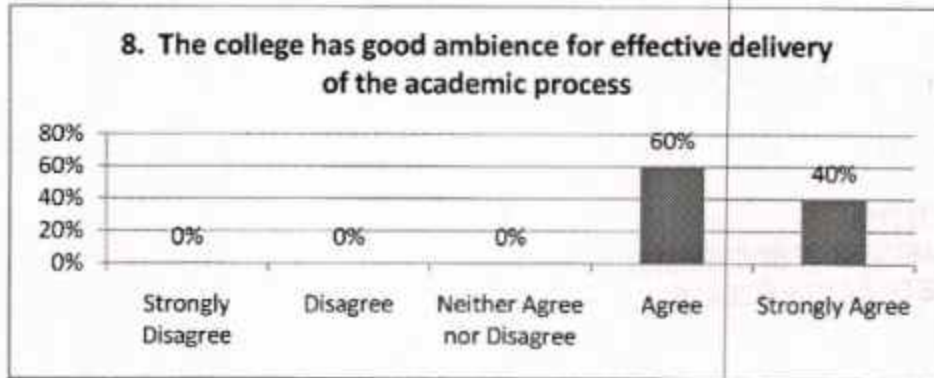
We received 47% agree, 53% strongly agree feedback for course activities are relevant for development of various skills for employment and self-employment in our department



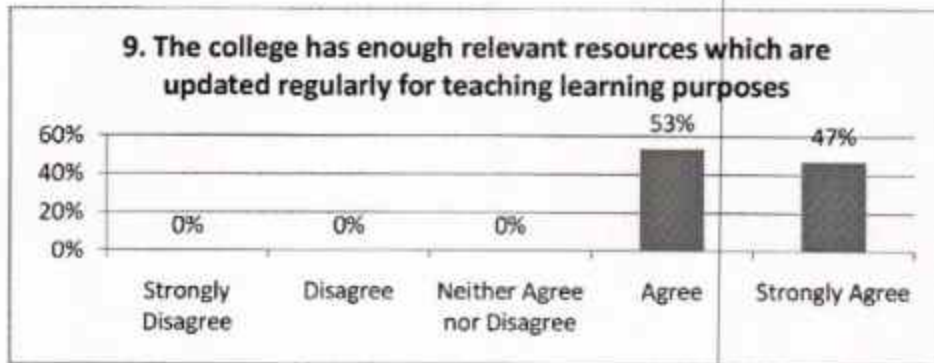
We received 73% agree, 27% strongly agree feedback for the syllabus has good balance between theory and application in our department




We received 67% agree, 33% strongly agree feedback for courses motivate students to use various resources that are available in the college and outside for their effective learning in our department



We received 60% agree, 40% strongly agree feedback for the college has good ambience for effective delivery of the academic process in our department



We received 53% agree, 47% strongly agree feedback for the college has enough relevant resources which are updated regularly for teaching learning purposes



We received 47% agree, 53% strongly agree feedback for enough opportunities are given for self-development in our college

I/c Anthy-devi
HOD

HOD
PG & RESEARCH DEPARTMENT OF BIOCHEMISTRY
K.M.G. COLLEGE OF ARTS & SCIENCE

[Signature]
PRINCIPAL

PRINCIPAL
K.M.G. COLLEGE OF ARTS & SCIENCE
GUDIYATTAM - 635 803.
VELLORE DISTRICT

**K.M.G COLLEGE OF ARTS AND SCIENCE,
GUDIYATTAM - 635 803
PG AND RESEARCH DEPARTMENT OF BIOCHEMISTRY
Action Taken Report on Teachers Feedback 2017-18**

Serial NO.	Areas Need Improvement/Suggestions	Action Taken
1	We received 53% agree, 47% strongly agree feedback for course outcomes are well defined and clear in our department	In an effort to keep Good feedback for course outcomes are well defined and clear in our department


J. Thi
HOD

HOD
PG & RESEARCH DEPARTMENT OF BIOCHEMISTRY
K.M.G. COLLEGE OF ARTS & SCIENCE

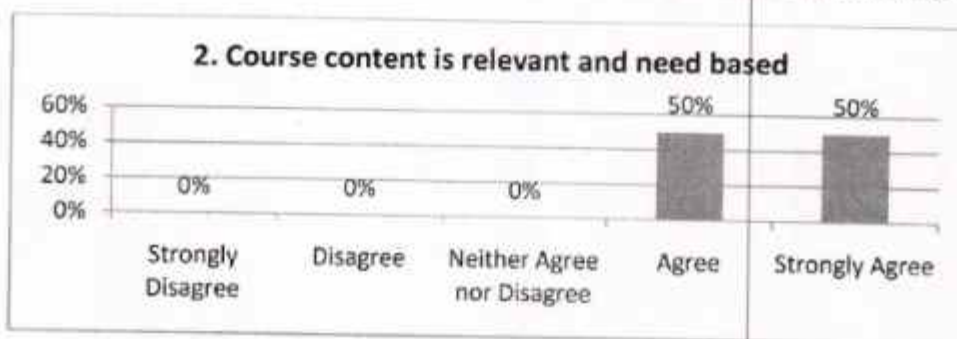
[Signature]
PRINCIPAL

PRINCIPAL
K.M.G. COLLEGE OF ARTS & SCIENCE
GUDIYATTAM - 635 803.

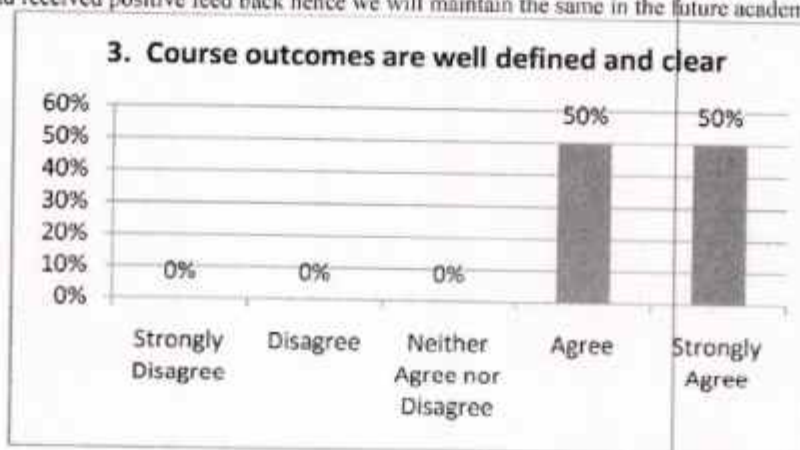
DEPARTMENT OF MICRO BIOLOGY
TEACHERS FEEDBACK ANALYSIS 2017-2018



Inference: 57% of Teachers had stated that the Courses available in the program are adequate and content of the subject was Agree; 43% of teachers had stated that the Courses available in the program are adequate content of the subject was Strongly Agree.
Action taken : We had received positive feed back hence we will maintain the same in the future academic years




Inference: 50% of Teachers had stated that the . Course content is relevant and need basedContent of the subject was Agree; 50% of teachers had stated that the . Course content is relevant and need basedcontent of the subject w as strongly Agree.
Action taken : We had received positive feed back hence we will maintain the same in the future academic years.



Inference: 50% of Teachers had stated that the Course outcomes are well defined and clear and content of the subject was Agree; 50% of Teachers had stated that the Course outcomes are well defined and clearcontent of the subject was strongly Agree.
Action taken : We had received positive feed back hence we will maintain the same in the future academic years


4. Course contents have enough scope for development of analytical, logical, technical and creative skills to the students



Inference: 57% of Teachers had stated that the Course contents have enough scope for development of analytical, logical, technical and creative skills to the students content of the subject was Agree; 29% of Teachers had stated that the Course contents have enough scope for development of analytical, logical, technical and creative skills to the students content of the subject was strongly Agree; 14% of Teachers had stated that the Course contents have enough scope for development of analytical, logical, technical and creative skills to the students content of the subject strongly Disagree, useful and interesting.

Action taken : We had received positive feed back hence we will maintain the same in the future academic years


5. Course activities (Internships / Field visit / Guest Lecturers / Assignments / Seminars / others) are relevant for development of various skills for employment and self – employment



Inference: 67% of Teachers are stated that the Course activities (Internships / Field visit / Guest Lecturers / Assignments / Seminars / others) are relevant for development of various skills for employment and self – employment content of the subject was strongly Agree; 33% of Teachers are stated that the Course activities (Internships / Field visit / Guest Lecturers / Assignments / Seminars / others) are relevant for development of various skills for employment and self – employment content of the subject was Agree.

Action taken : We had received positive feed back hence we will maintain the same in the future academic years


6. The syllabus has good balance between theory and application



Inference: 67% of Teachers had stated that the syllabus has good balance between theory and application content of the subject was Agree; 17% of Teachers had stated that the syllabus has good balance between theory and application content of the subject was strongly Agree, useful and interesting; 17% of Teachers had stated that the syllabus has good balance between theory and application content of the subject strongly Disagree.

Action taken: We had received positive feed back hence we will maintain the same in the future academic years


7. Courses motivate students to use various resources that are available in the college and outside for their effective learning



Inference: 57% of Teachers had stated that the Courses motivate students to use various resources that are available in the college and outside for their effective learning content of the subject was Agree; 43% of Teachers had stated that the. Courses motivate students to use various resources that are available in the college and outside for their effective learning content of the subject was strongly Agree.

Action taken: We had received positive feed back hence we will maintain the same in the future academic years


8. The college has good ambience for effective delivery of the academic process



Inference: 67% of Teachers had stated that the college has good ambience for effective delivery of the academic process content of the subject was strongly Agree, 17% of Teachers had stated that the college has good ambience for effective delivery of the academic process content of the subject was Agree; 17% of teachers had stated that the college has good ambience for effective delivery of the academic process content of the subject strongly Disagree.

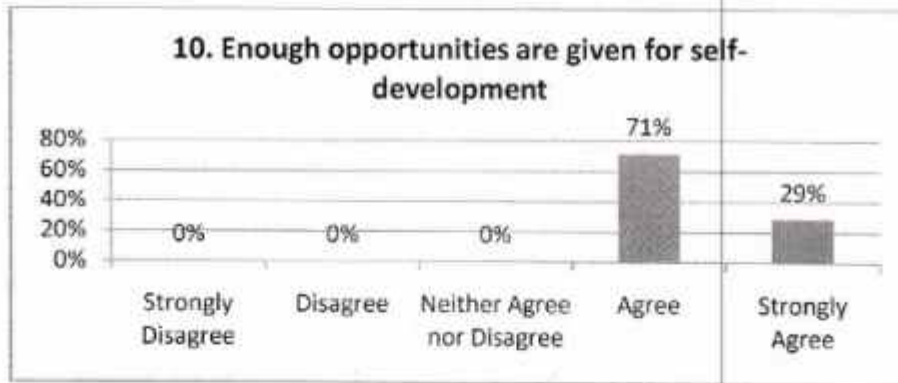
Action taken: We had received positive feed back hence we will maintain the same in the future academic years

9. The college has enough relevant resources which are updated regularly for teaching learning purposes



Inference: 67% of teachers had stated that the college has enough relevant resources which are updated regularly for teaching learning purposes content of the subject was strongly Agree, useful and interesting; 17% of teachers had stated that the college has enough relevant resources which are updated regularly for teaching learning purposes content of the subject was Agree; 17% of teachers had stated that the college has enough relevant resources which are updated regularly for teaching learning purposes content of the subject strongly Disagree.

Action taken : We had received positive feed back hence we will maintain the same in the future academic years



Inference:

71% of teachers had stated that the enough opportunities are given for self-development

content of the subject was Agree; 29% of Teachers had stated that the enough opportunities are given for self-development content of the subject was strongly Agree.

Action taken

We had received positive feed back hence we will maintain the same in the future academic years


D. ...
**HEAD OF THE DEPARTMENT
 PG & RESEARCH DEPARTMENT OF MICROBIOLOGY
 K.M.G. COLLEGE OF ARTS & SCIENCE
 GUDIYATTAM - 635 803**

[Signature]
**PRINCIPAL
 K.M.G. COLLEGE OF ARTS & SCIENCE
 GUDIYATTAM - 635 803.**

2017-2018

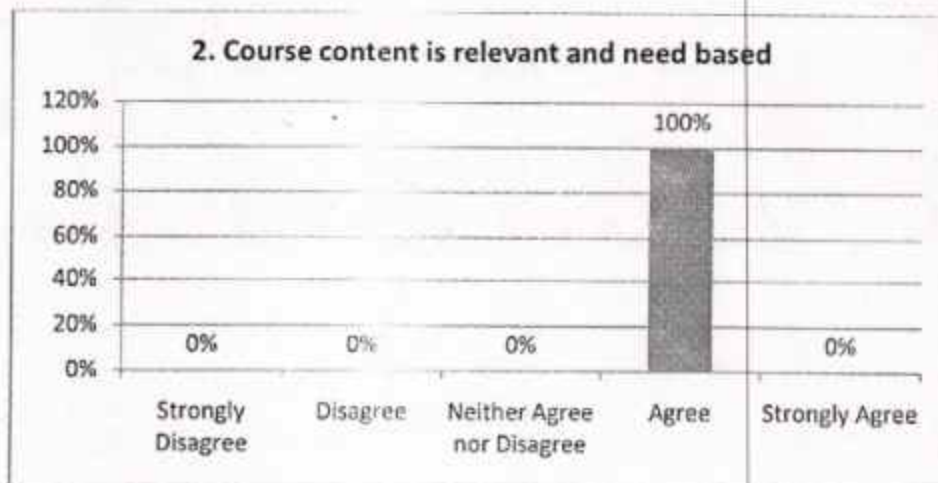
DEPARTMENT OF B.COM CA

TEACHERS FEEDBACK ANALYSIS




Inference:

The above table showed that 50% of the teachers neither agreed nor disagreed that courses available in the program are adequate and 50% of the teachers agreed that courses available in the program are adequate.



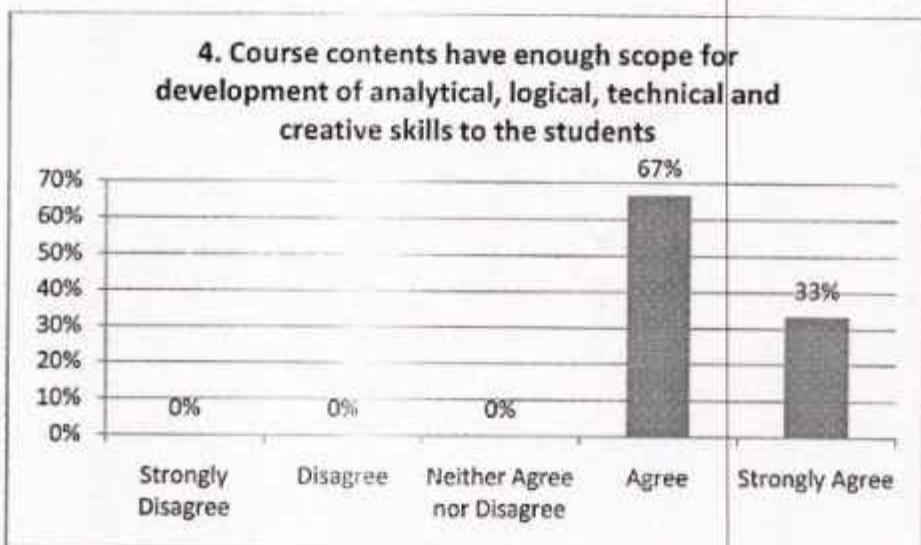
Inference:

The above table showed that 100% of the teachers strongly agreed that courses content is relevant.



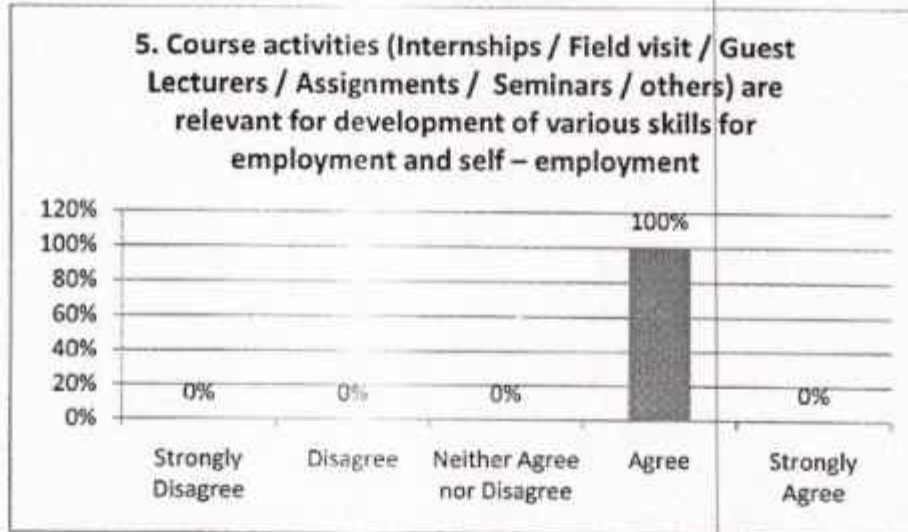
Inference:

The above table showed that 100% of the teachers agreed that courses outcomes are well defined and clear.



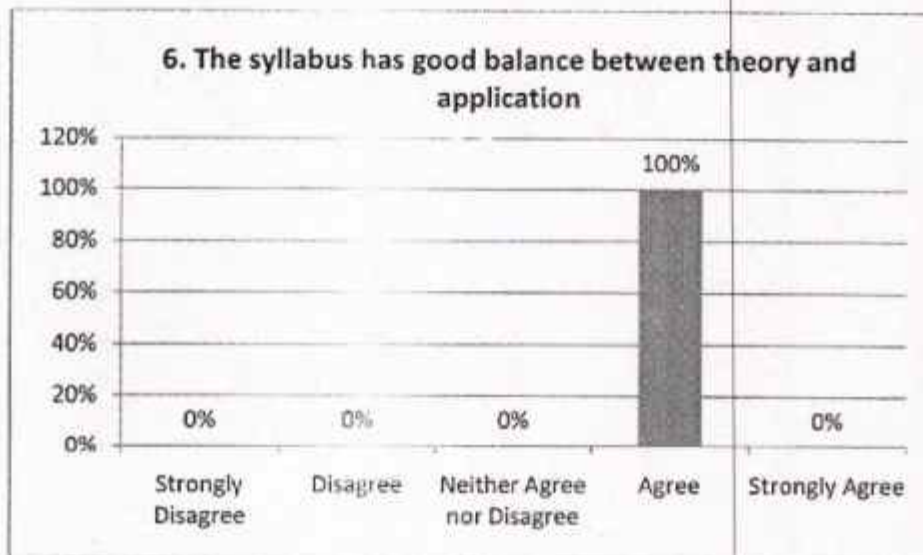
Inference:

The above table showed that 67% of the teachers agreed that courses content have enough scope for development of analytical, logical, technical and creative skills to the students and 33% of the teachers strongly agreed that courses content have enough scope for development of analytical, logical, technical and creative skills to the students.



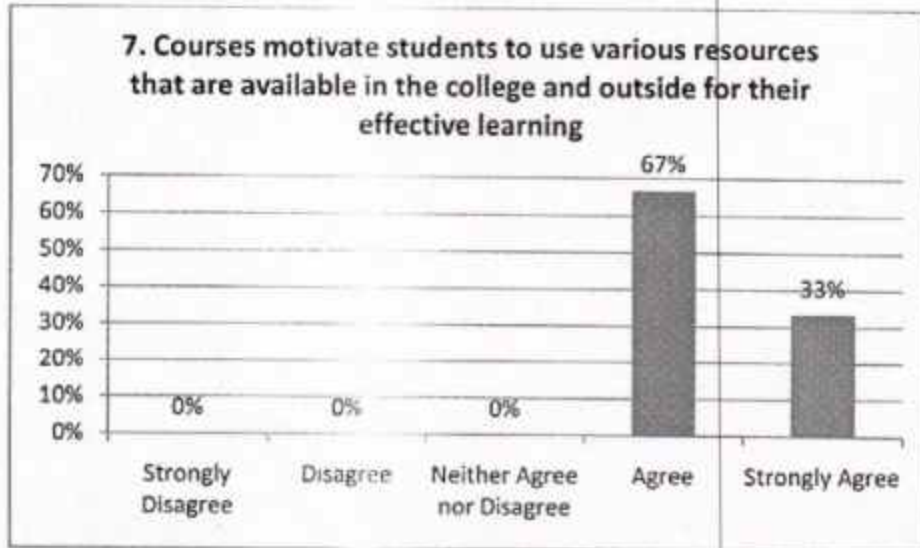
Inference:

The above table showed that 100% of the teachers agreed that courses activities are relevant for development of various skills for employment and self-employment.



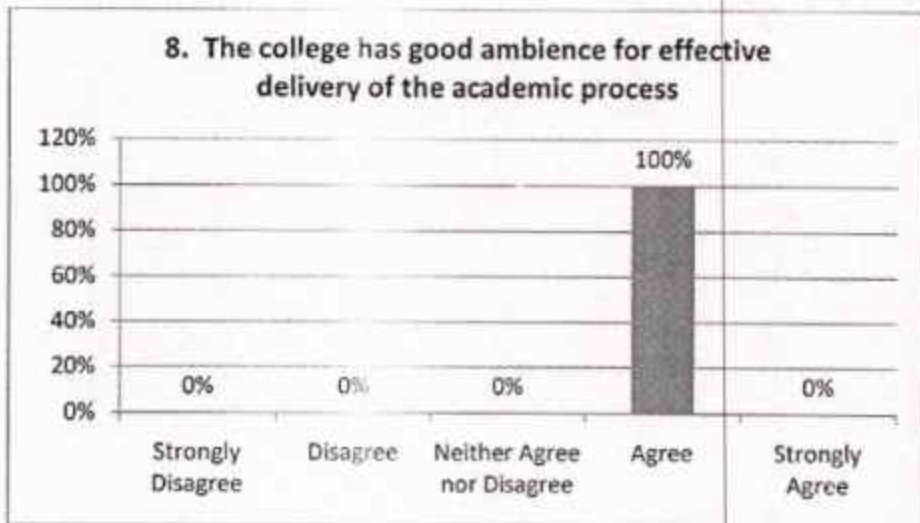
Inference:

The above table showed that 100% of the teachers agreed that the syllabus has good balance between theory and application.



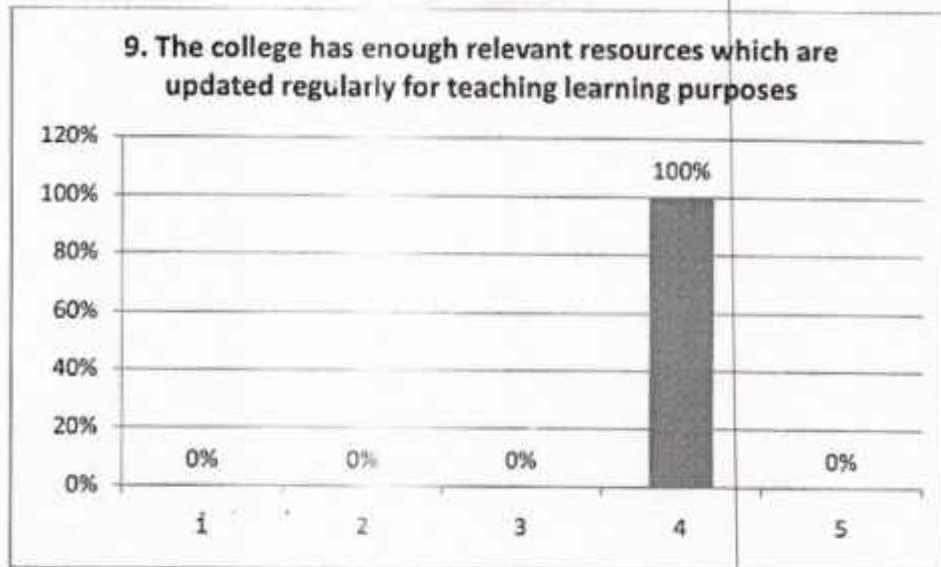
Inference:

The above table showed that 67% of the teachers agreed that courses motivate students to use various resources that are available in the college and outside for their effective learning and 33% of the teachers strongly agreed that courses motivate students to use various resources that are available in the college and outside for their effective learning.




Inference:

The above table showed that 100% of the teachers agreed that the college has good ambience for effective delivery of the academic process.



Inference:

The above table showed that 100% of the teachers agreed that the college has enough relevant resources which are updated regularly for teaching learning purposes.



Inference:

The above table showed that 50% of the teachers agreed that enough opportunities are given for self-development and 50% of the teachers neither agreed nor disagreed that enough opportunities are given for self-development.

ACTION TAKEN:

Based on the above analysis the teachers feedback were excellent and very good. So our college sustain the same and improve based on the need.

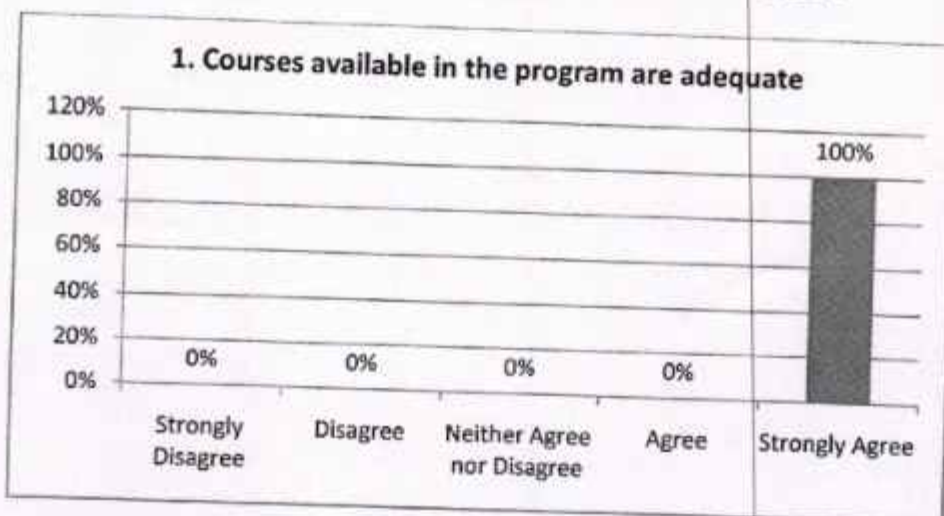


HOD
PG Department of Commerce (CA)
KMG College of Arts and Science,
Gudiyattam - 635 803, Vellore



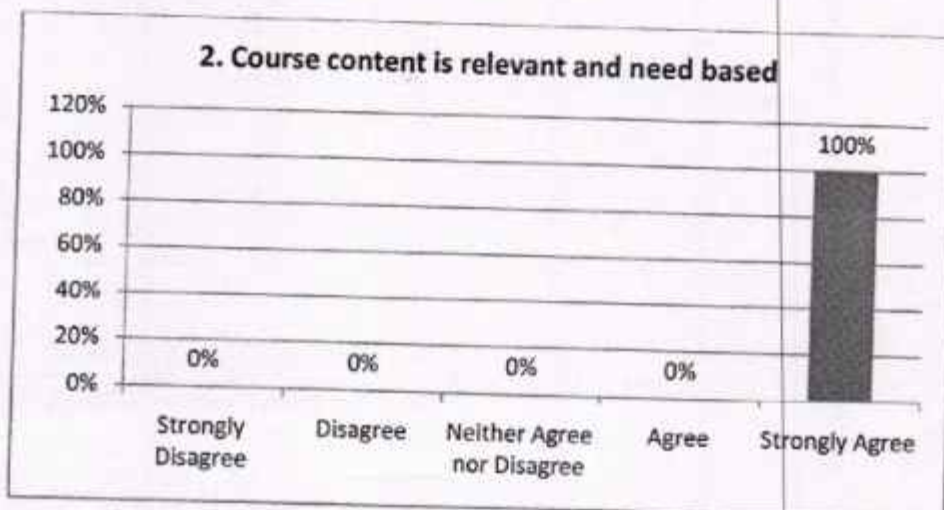
PRINCIPAL
K.M.G. COLLEGE OF ARTS & SCIENCE
GUDIYATTAM - 635 803.

KMG COLLEGE OF ARTS AND SCIENCE
PG AND RESEARCH DEPARTMENT OF CHEMISTRY
TEACHERS FEEDBACK ANALYSIS - 2017-2018



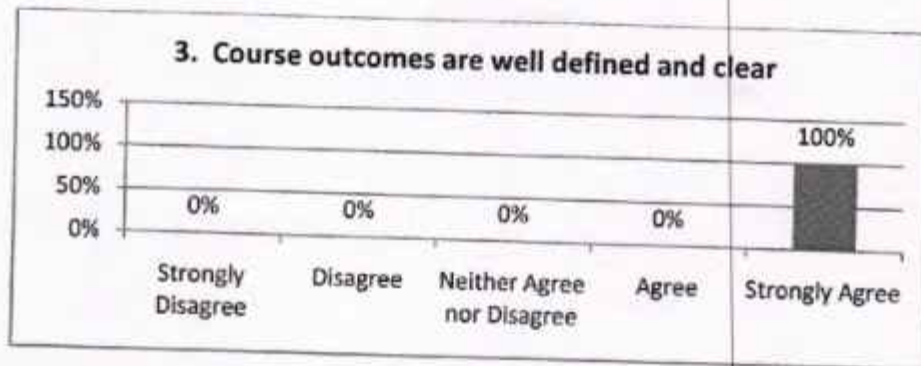
Inference:

The above table showed that 100 % of the teachers were strongly agreed that courses available in the program are adequate.



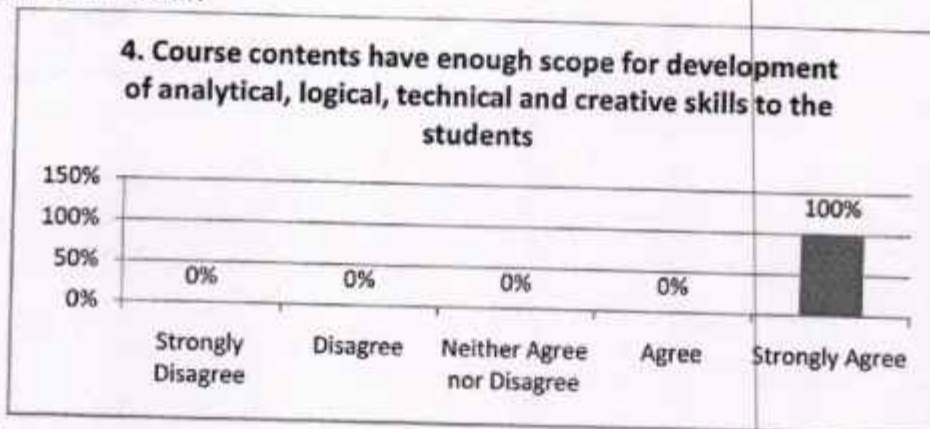
Inference:

The above table showed that 100 % of the teachers were strongly agreed that courses content is relevant.



Inference:

The above table showed that 100% of the teachers were strongly that courses outcomes are well defined and clear.




Inference:

The above table showed that 100 % of the teachers were strongly agreed that courses content have enough scope for development of analytical, logical, technical and creative skills to the students.



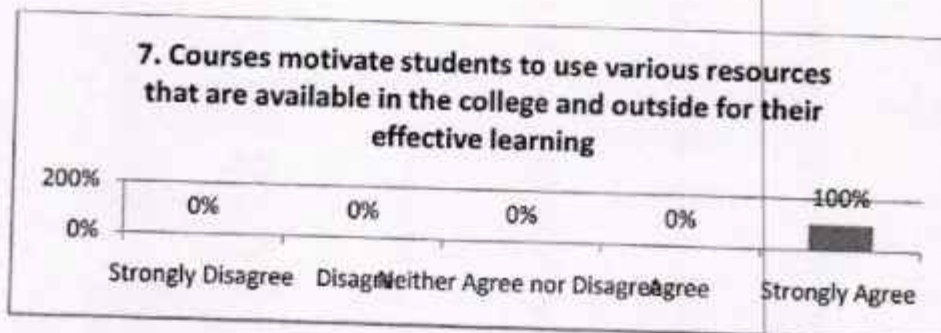
Inference:

The above table showed that 50 % of the teachers were strongly agreed and 50 % of the teachers were agreed that courses activities are relevant for development of various skills for employment and self-employment.



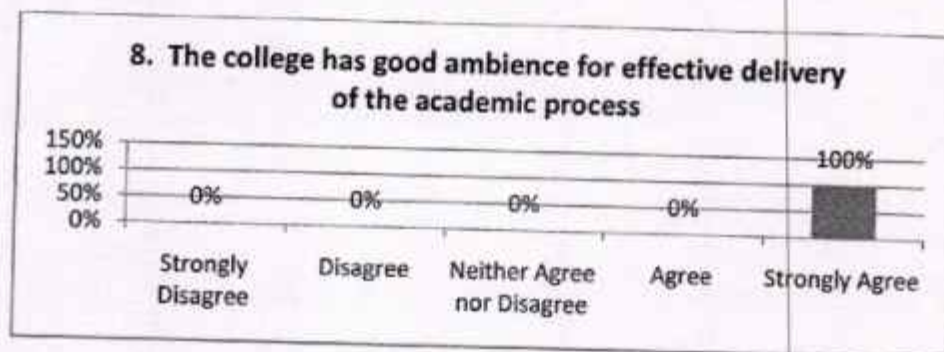
Inference:

The above table showed that 100 % of the teachers were strongly agreed that the syllabus has good balance between theory and application.



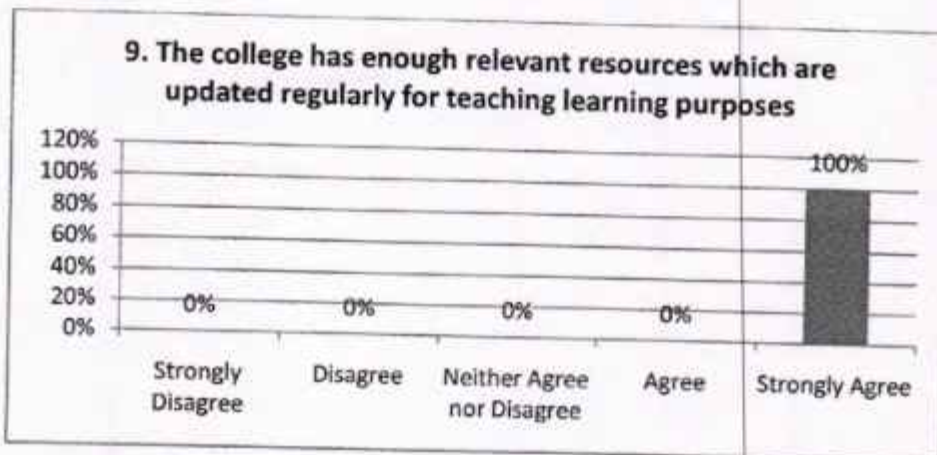
Inference:

The above table showed that 100 % of the teachers were strongly agreed that courses motivate students to use various resources that are available in the college and outside for their effective learning.



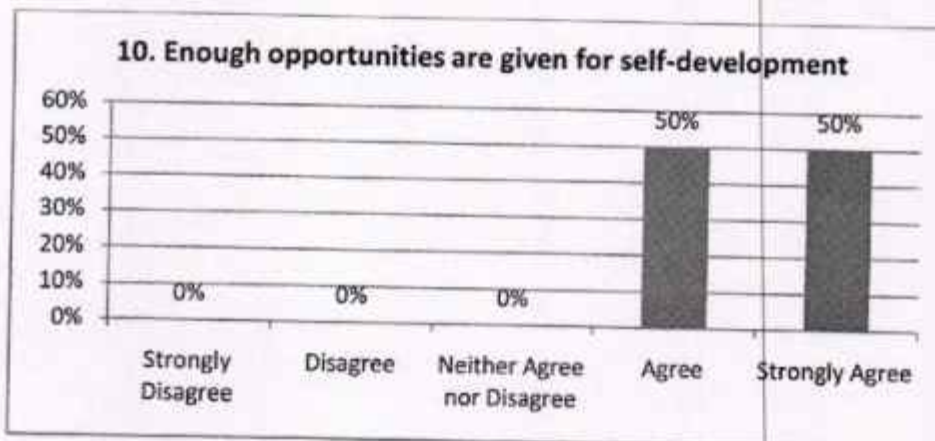
Inference:

The above table showed that 100 % of the teachers were strongly agreed that the college has good ambience for effective delivery of the academic process.



Inference:

The above table showed that 100% of the teachers were strongly agreed that the college has enough relevant resources which are updated regularly for teaching learning purpose



Inference:

The above table showed that 50 % of the teachers were strongly agreed and 50 % of the teachers strongly agreed that enough opportunities are given for self-development.

Action Taken:

Based on the above analysis it is concluded that the teacher's feedback were strongly agreed in the majority of the questions. So we follow the same and try to development the same on the need base.

M. P. Rivalcami

Head of the Department

HOD


**PG & RESEARCH DEPARTMENT OF CHEMISTRY
K.M.G. COLLEGE OF ARTS & SCIENCE**

Principal

PRINCIPAL

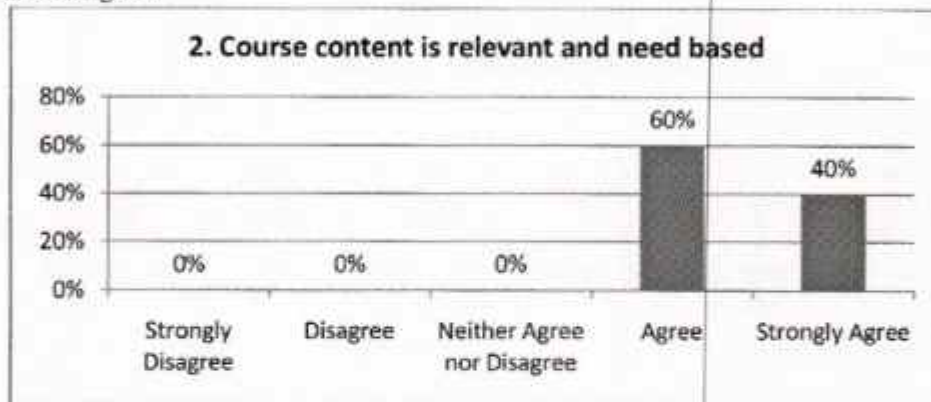
**K.M.G. COLLEGE OF ARTS & SCIENCE
GUDIYATTAM - 625 803.**

**TEACHERS FEEDBACK ANALYSIS
DEPARTMENT OF ENGLISH
2017-2018**




Analysis

The above bar graph showed that 20% of teachers strongly agreed course available in the program are adequate and 80% of teachers agreed.



Analysis


The above bar graph showed that 40% of teachers strongly agreed course content is relevant and need based and 60% of teachers agreed.



Analysis

The above bar graph showed that 40% of teachers strongly agreed course outcomes are well defined and clear and 60% of teachers agreed.


4. Course contents have enough scope for development of analytical, logical, technical and creative skills to the students



Analysis

The above bar graph showed that 60% of teachers strongly agreed course contents have enough scope for development of analytical, logical, technical and creative skills to the students and 40% of teachers agreed.


5. Course activities (Internships / Field visit / Guest Lecturers / Assignments / Seminars / others) are relevant for development of various skills for employment and self – employment



Analysis

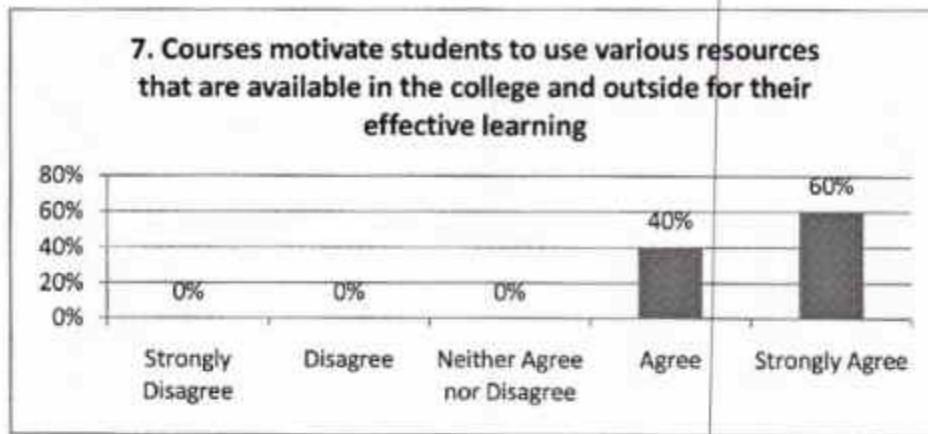
The above bar graph showed that 20% of teachers strongly agreed course activities like internships, field visit, seminar and others are relevant for development of various skills for employment and self-employment, 60% of teachers agreed and 20% of teachers neither agreed nor disagreed.

6. The syllabus has good balance between theory and application



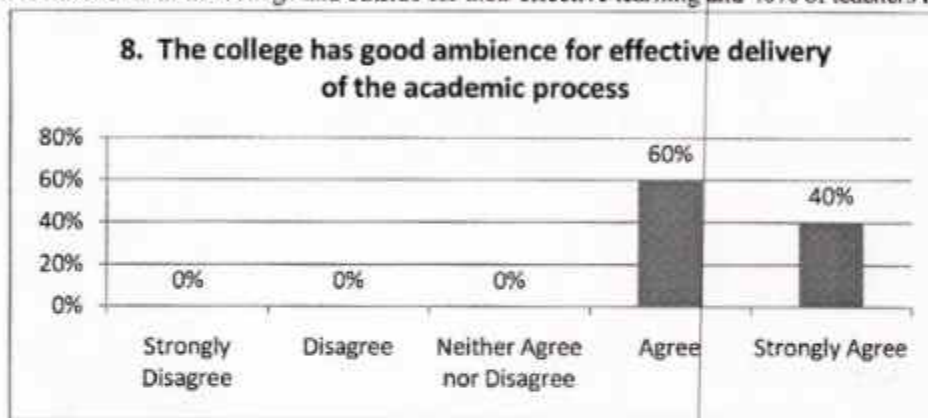
Analysis

The above bar graph showed that 20% of teachers strongly agreed the syllabus has good balance between theory and application 60% of teachers agreed and 20% of teachers neither agreed nor disagreed.



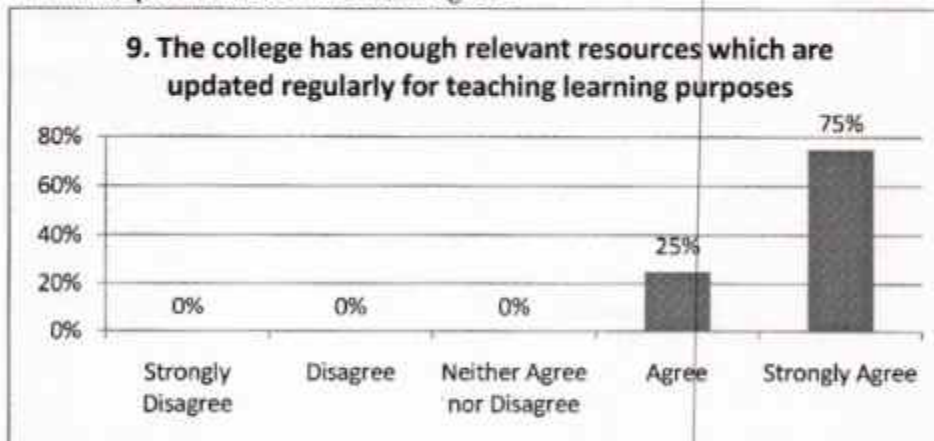
Analysis

The above bar graph showed that 60% of teachers strongly agreed courses motivate students to use various resources that are available in the college and outside for their effective learning and 40% of teachers agreed.



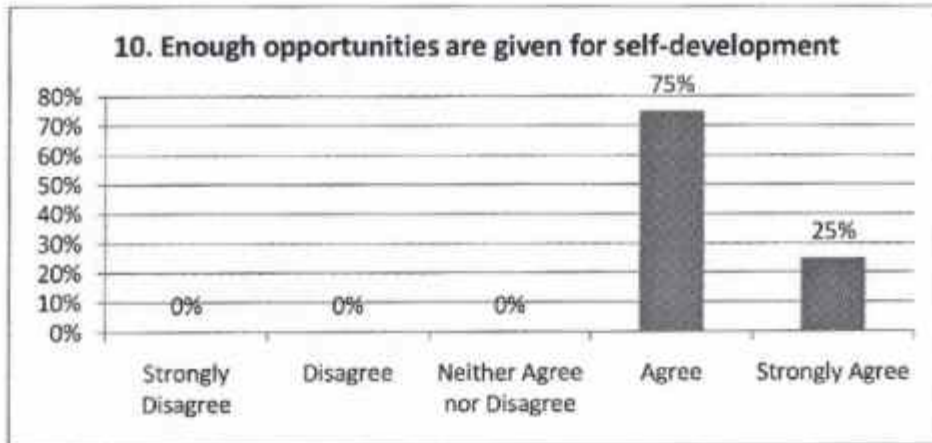
Analysis

The above bar graph showed that 40% of teachers strongly agreed the college has good ambience for effective delivery of the academic process and 60% of teachers agreed.



Analysis

The above bar graph showed that 75% of teachers strongly agreed the college has enough relevant resources which are updated regularly for teaching learning purposes and 25% of teachers agreed.



Analysis

The above bar graph showed that 25% of teachers strongly agreed the college provides enough opportunities for self-development and 75% of teachers agreed.

ACTION TAKEN:

Majority of the Teacher's responses are Favorable and the department should maintain the same for the coming years and also improve some facilities based on the needs of the teacher.

For M. Jeeva
HOD

PG DEPARTMENT
K.M.G. COLLEGE OF ARTS & SCIENCE
GUDIYATTAM - 635 803

[Signature]
PRINCIPAL

PRINCIPAL


K.M.G. COLLEGE OF ARTS & SCIENCE
GUDIYATTAM - 635 803

K.M.G.COLLEGE OF ARTS & SCIENCE, GUDIYATTAM-635803.

DEPARTMENT OF MATHEMATICS

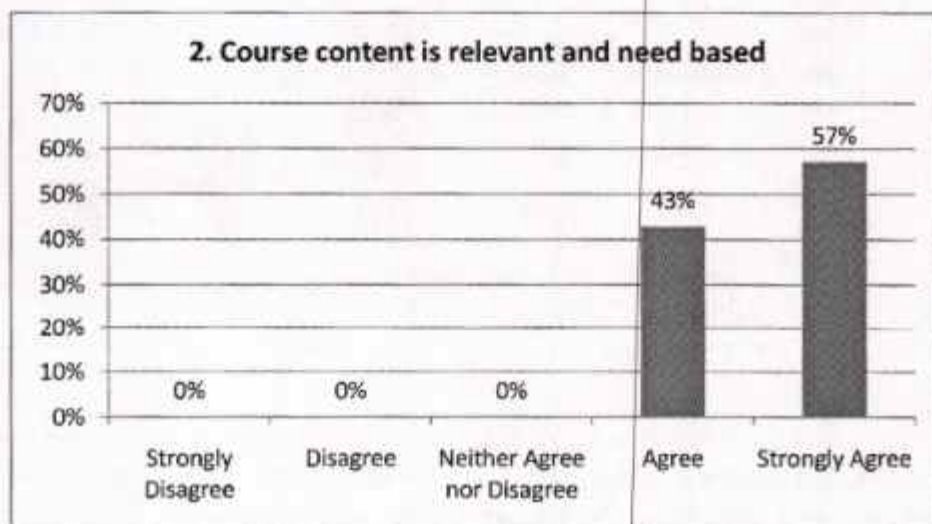
TEACHERS FEEDBACK ANALYSIS

2017-2018



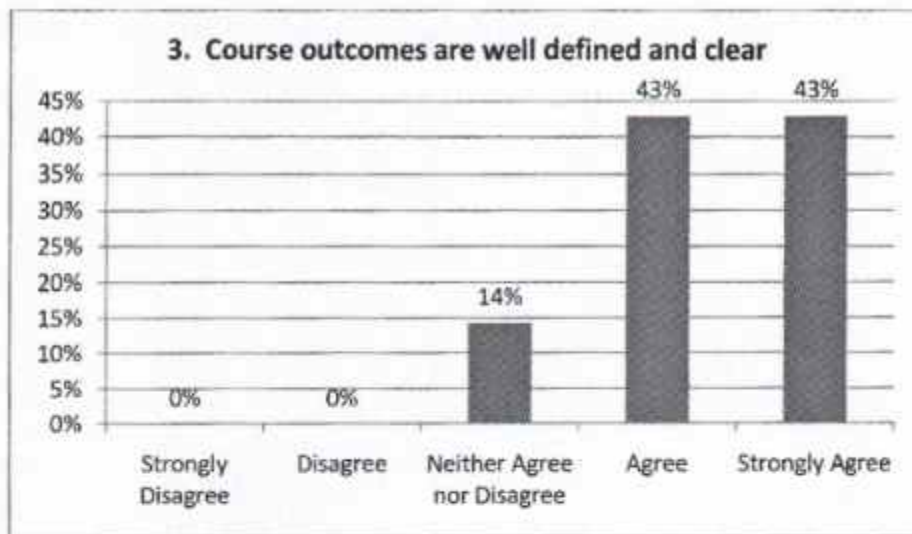
Analysis:

The above bar graph showed that 14% of teachers felt that courses available in the program are adequate is strong agree and 86% of teachers felt agree.



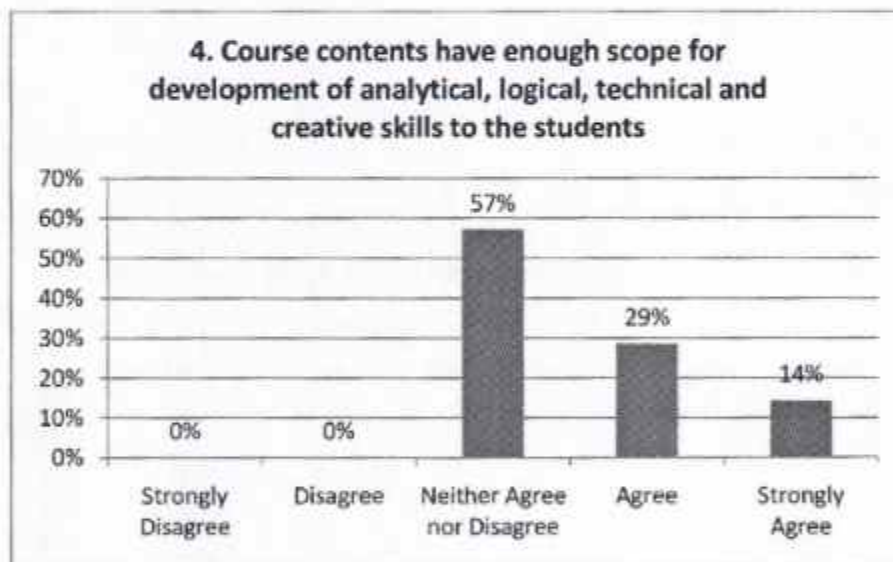
Analysis:

The above bar graph showed that 57% of teachers felt that course content is relevant and need based is strong agree and 43% of teachers felt agree.



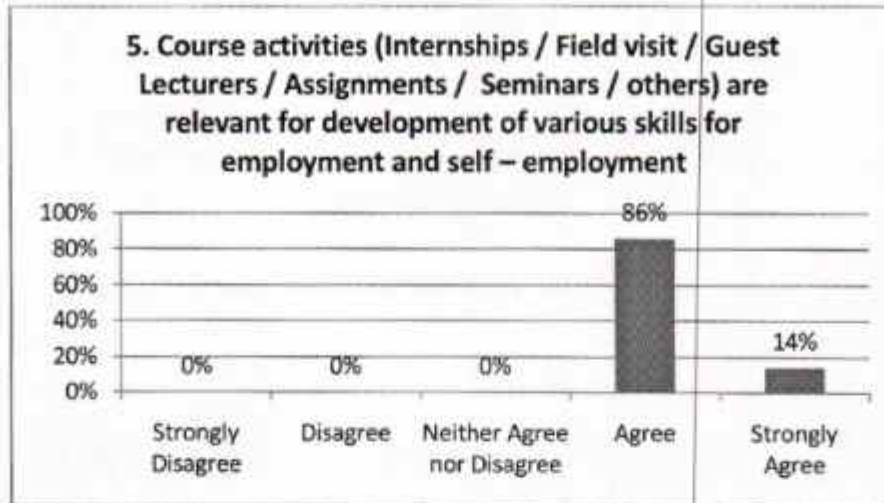
Analysis:

The above bar graph showed that 43% of teachers felt that course outcomes are well defined and clear is strong agree , 43% of teachers felt agree and 14% of teachers felt Neither agree nor disagree.



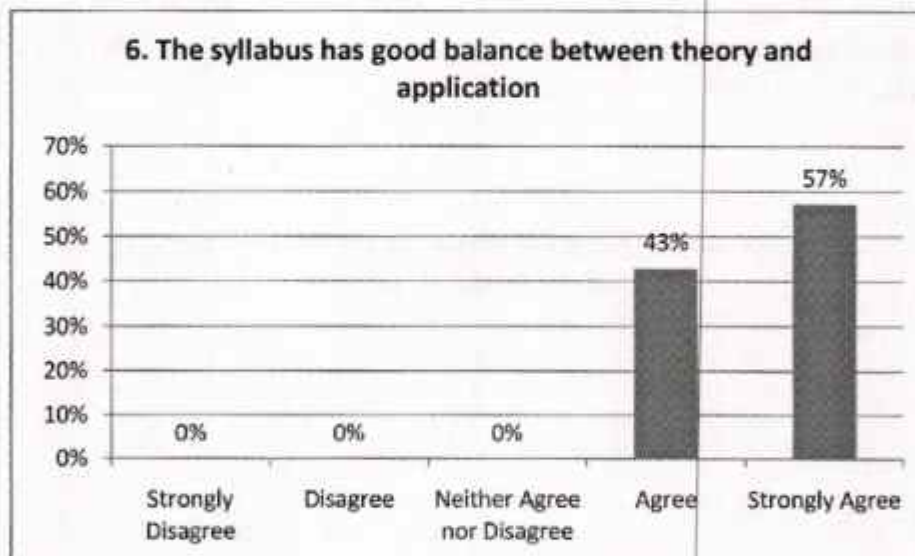
Analysis:

The above bar graph showed that 14% of teachers felt that Course contents have enough scope for development of analytical, logical, technical and creative skills to the teachers are strong agree 29% of students felt agree and 57% of teachers felt Neither agree nor disagree.



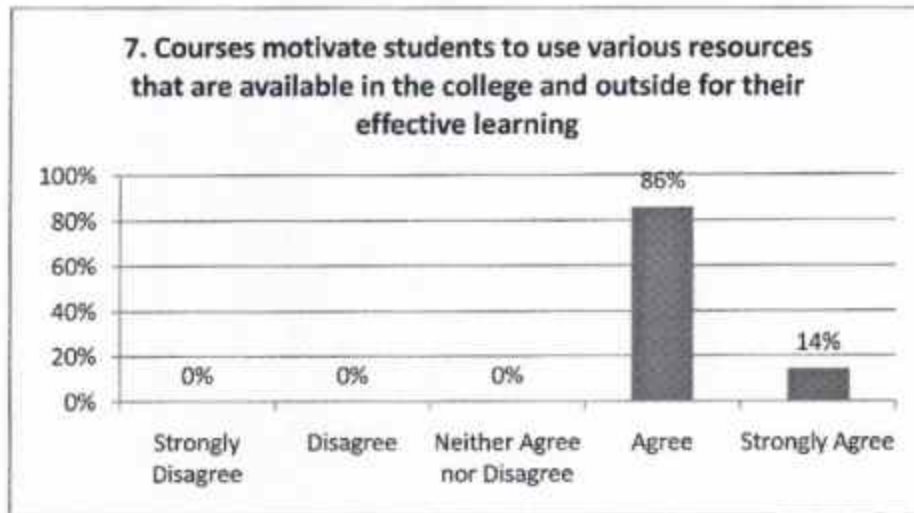
Analysis:

The above bar graph showed that 14% of teachers felt that Course activities are strong agree and 86% of teachers felt agree.



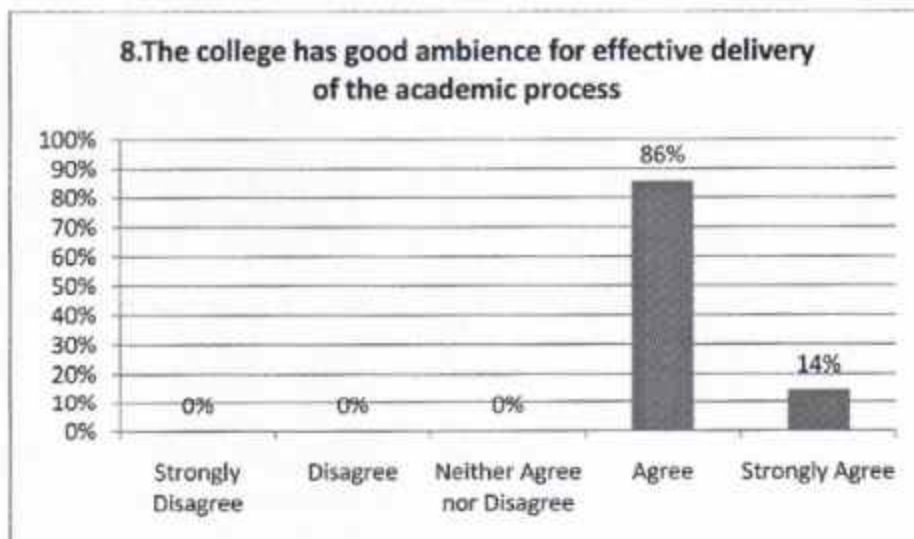
Analysis:

The above bar graph showed that 57% of teachers felt that The syllabus has good balance between theory and application is strong agree and 43% of teachers felt agree.



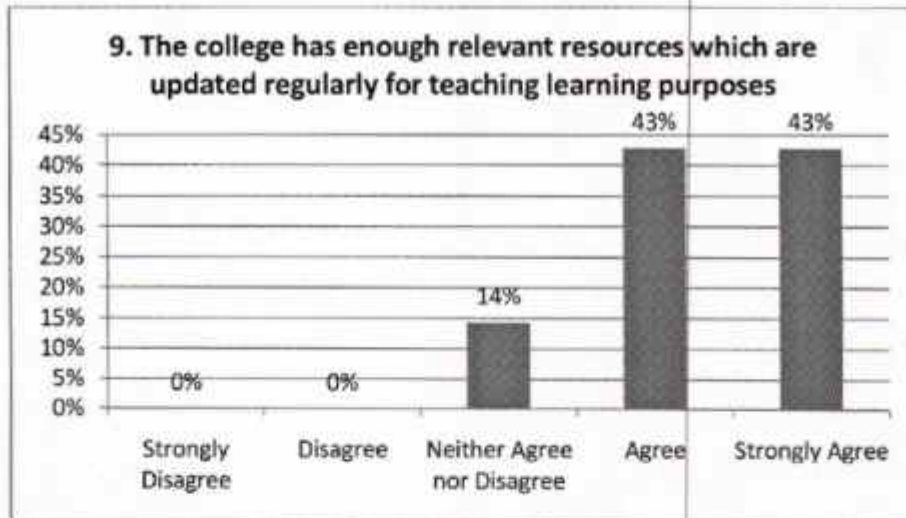
Analysis:

The above bar graph showed that 14% of teachers felt that Courses motivate students to use various resources that are available in the college and outside for their effective learning is strong agree and 86% of teachers felt agree.



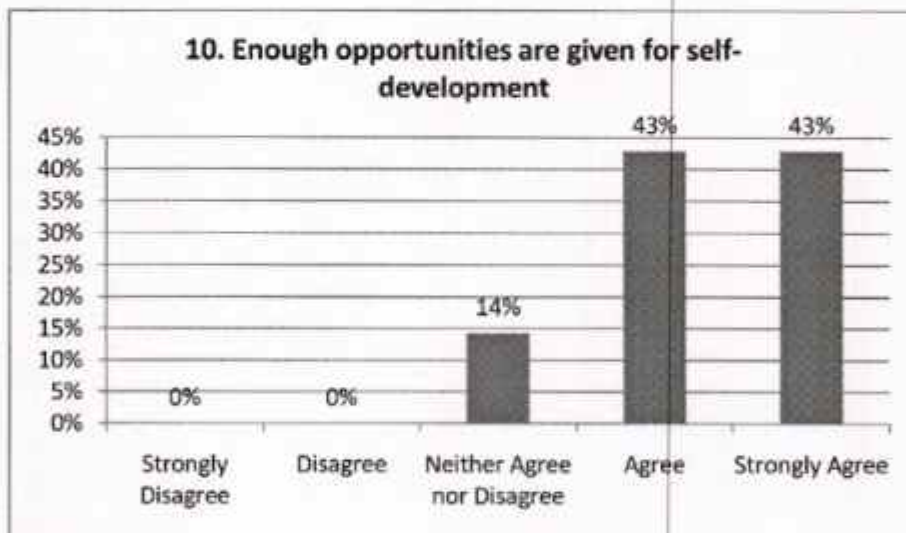
Analysis:

The above bar graph showed that 14% of teachers felt that The college has good ambience for effective delivery of the academic process is strong agree and 86% of teachers felt agree.



Analysis:

The above bar graph showed that 43% of teachers felt that The college has enough relevant resources which are updated regularly for teaching learning purposes are strong agree 43% of teachers felt agree and 14% of teachers felt Neither agree nor disagree.



Analysis:

The above bar graph showed that 43% of teachers felt that Enough opportunities are given for self-development is strong agree , 43% of teachers felt agree and 14% of teachers felt Neither agree nor disagree.

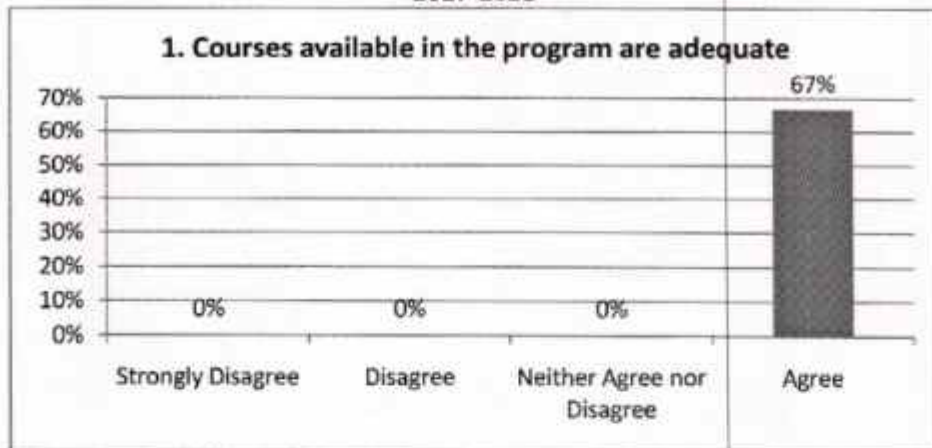
ACTION TAKEN:

Majority of the Teachers responses are Favorable and the department should maintain the same for the coming years and also improve some facilities based on the needs of the Teachers.

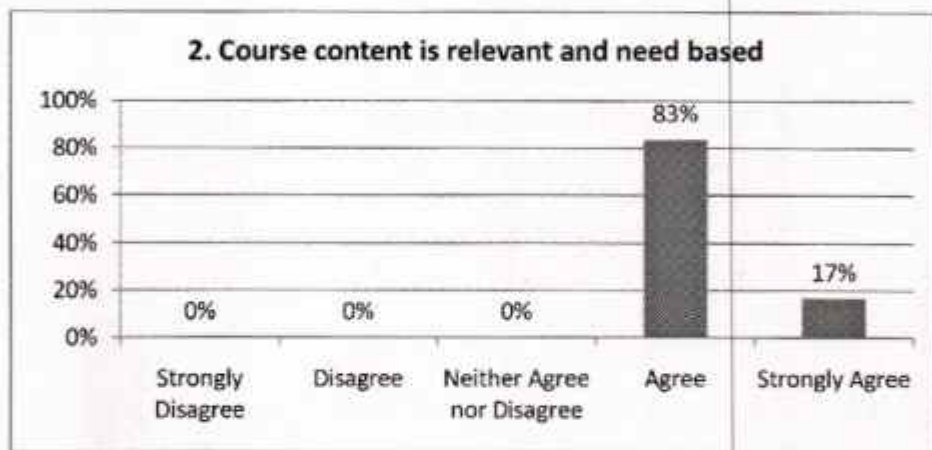
N. Raji
Head of the Department
HOD
 PG & RESEARCH DEPARTMENT OF MATHEMATICS
 K.M.G. COLLEGE OF ARTS & SCIENCE

[Signature]
Principal
PRINCIPAL
 K.M.G. COLLEGE OF ARTS & SCIENCE
 GUDIYATTAM - 635 803.

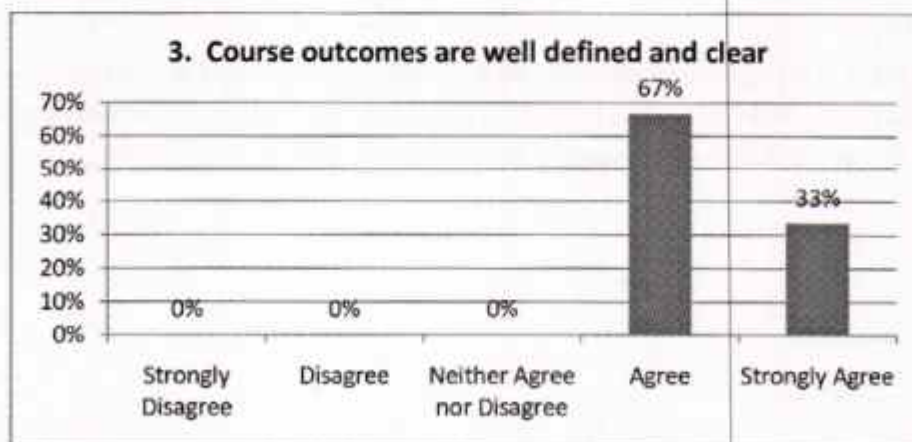
DEPARTMENT OF BCA
TEACHERS FEEDBACK ANALYSIS
2017-2018



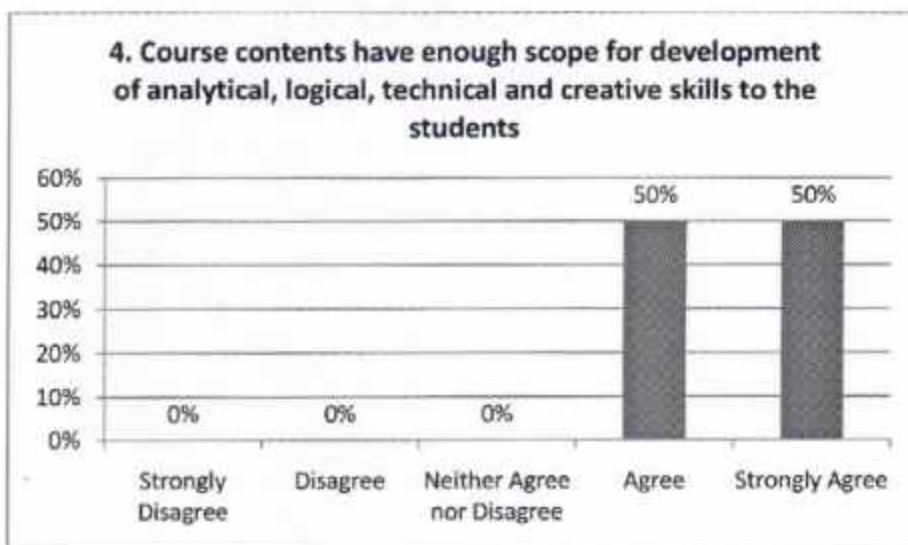
The result shows that 67% of the teachers has given agree for courses available in the program are adequate.



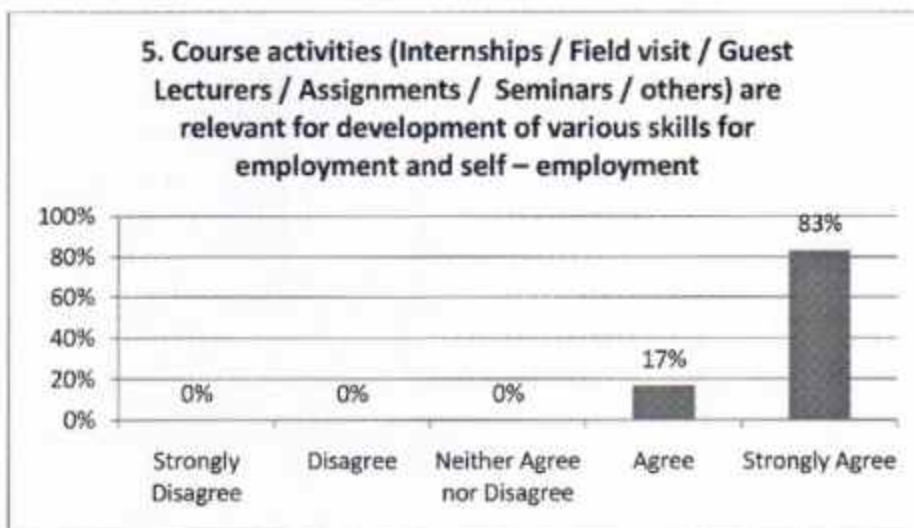
The result shows that 17% of the teachers has given strongly agree and 83% has given agree for course content is relevant and need based.



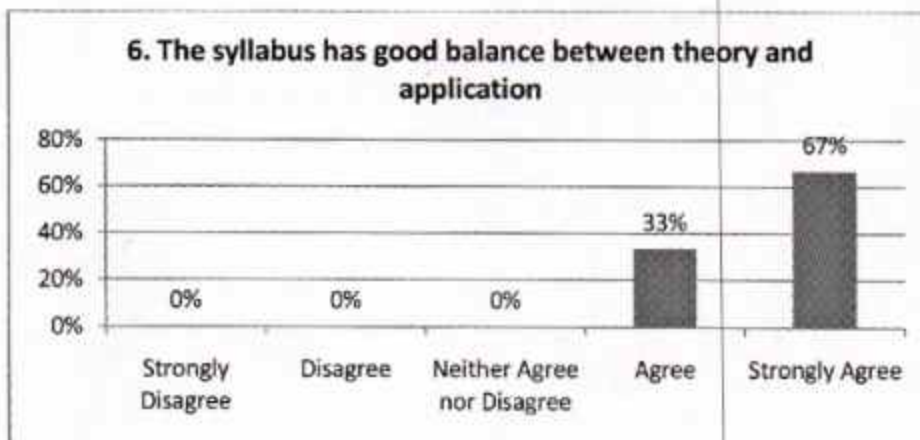
The result shows that 33% of the teachers has given strongly agree and 67% has given agree for course outcomes are well defined and clear.



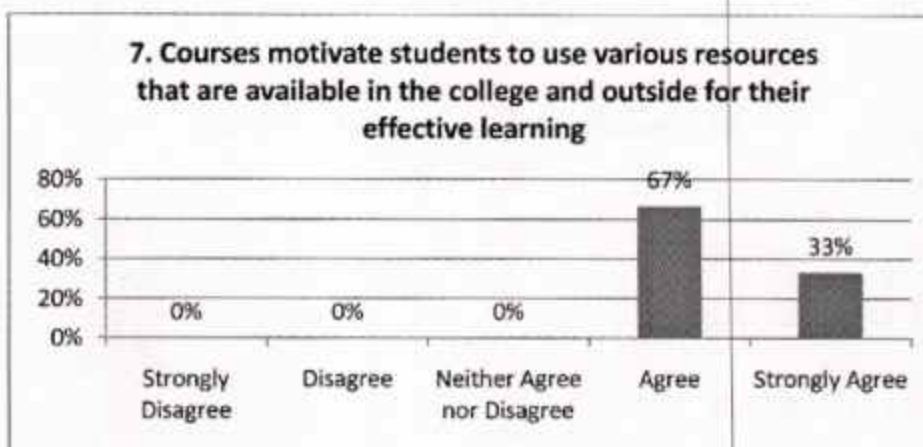
The result shows that 50% of the teachers has given strongly agree and 50% has given agree for course contents have enough scope for development of analytical, logical, technical and creative skills to the students.



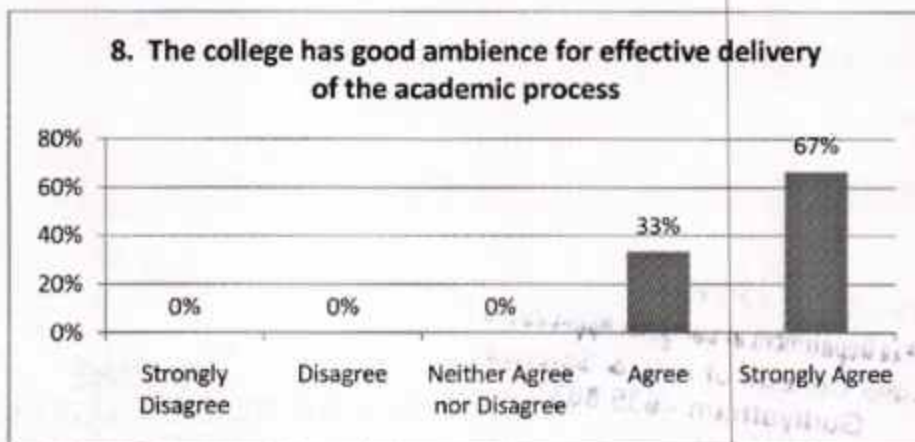
The result shows that 83% of the teachers has given strongly agree and 17% has given agree for course activities (Internships / Field visit / Guest Lecturers / Assignments / Seminars / others) are relevant for development of various skills for employment and self – employment.



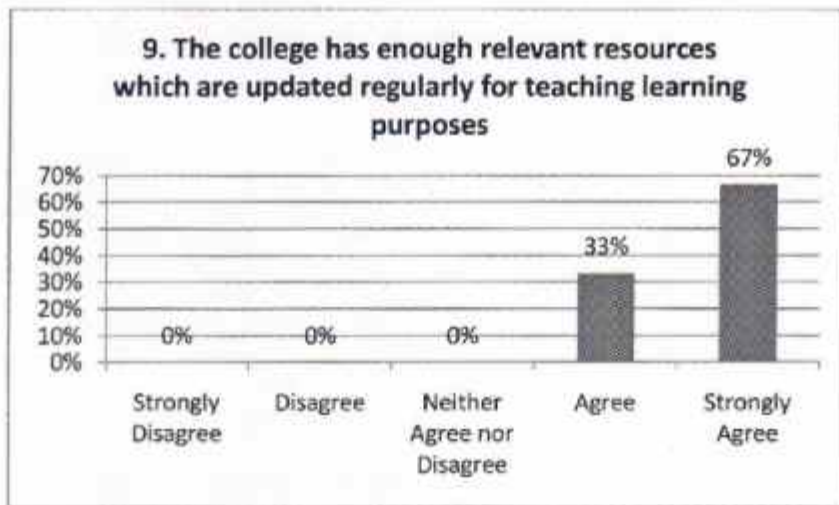
The result shows that 67% of the teachers has given strongly agree and 33% has given agree for the syllabus has good balance between theory and application.



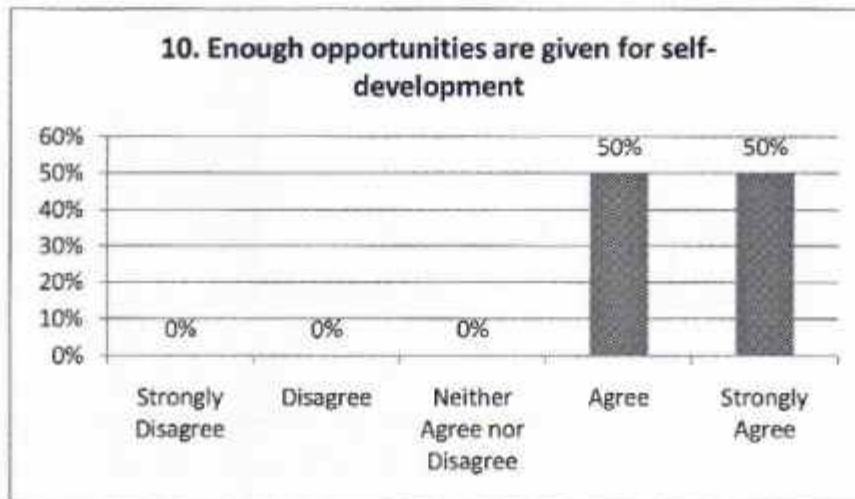
The result shows that 33% of the teachers has given strongly agree and 67% has given agree for courses motivate students to use various resources that are available in the college and outside for their effective learning.



The result shows that 67% of the teachers has given strongly agree and 33% has given agree for the college has good ambience for effective delivery of the academic process.



The result shows that 67% of the teachers has given strongly agree and 33% has given agree for the college has enough relevant resources which are updated regularly for teaching learning purposes.



The result shows that 50% of the teachers has given strongly agree and 50% has given agree for enough opportunities are given for self-development.

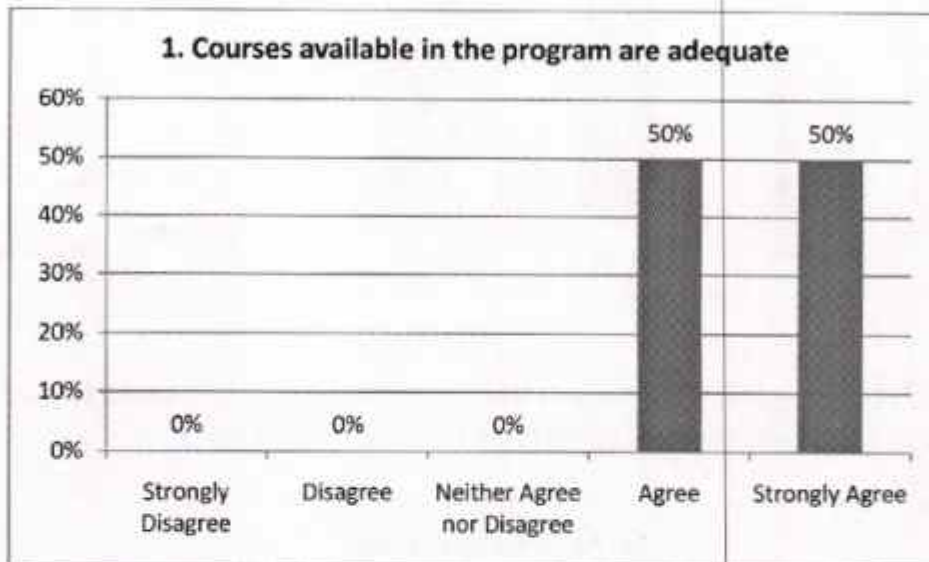
Action Taken:

We have received good response in all parameters. We are trying to sustain the same.

Head of the Department *[Signature]*
 Head Department of Computer Applications
 KMG College of Arts & Science
 Gudiyatham - 635 803

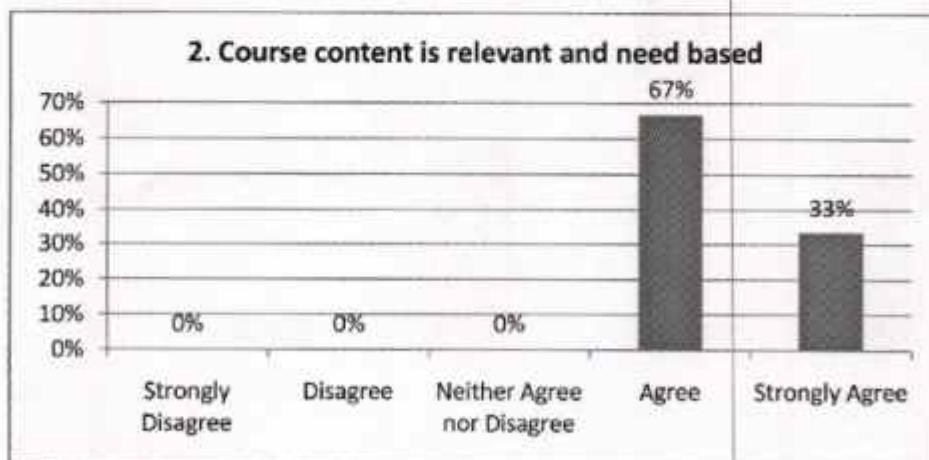
[Signature]
 PRINCIPAL
 K.M.G. COLLEGE OF ARTS & SCIENCE
 GUDIYATTAM - 635 803.
 VELLORE DISTRICT.

TEACHERS FEEDBACK ANALYSIS
DEPARTMENT OF COMPUTER SCIENCE
2017-2018



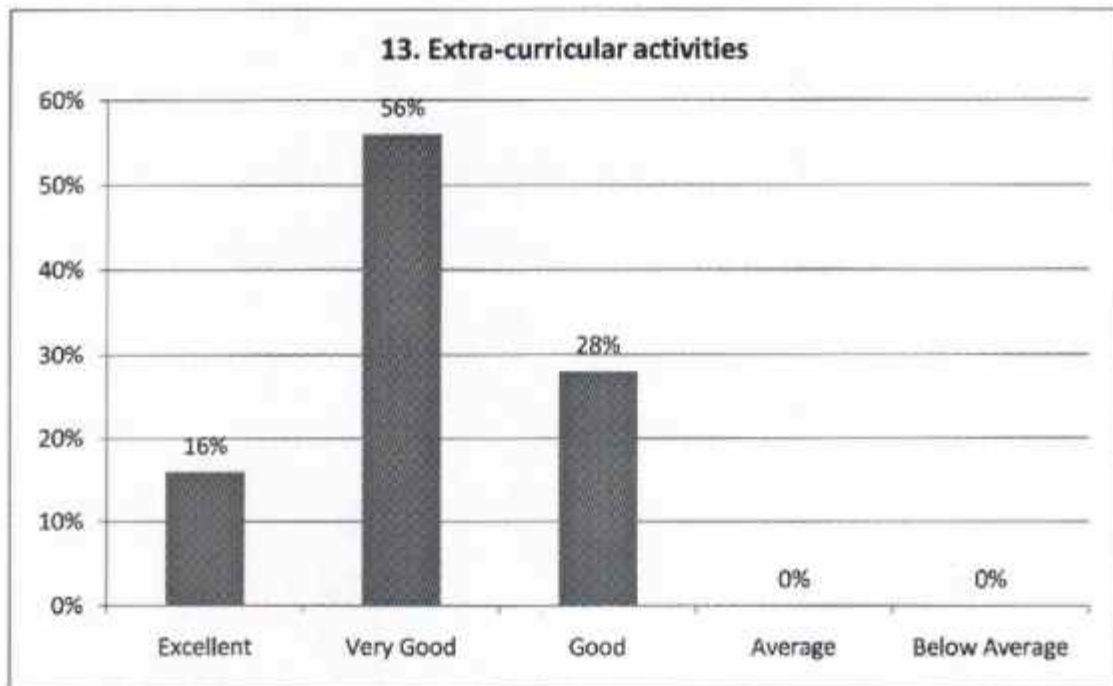
Analysis

The above graph shows that **50%** as respondents have given Strongly Agree , **50%** respondents Agree for Course available in the program are adequate.



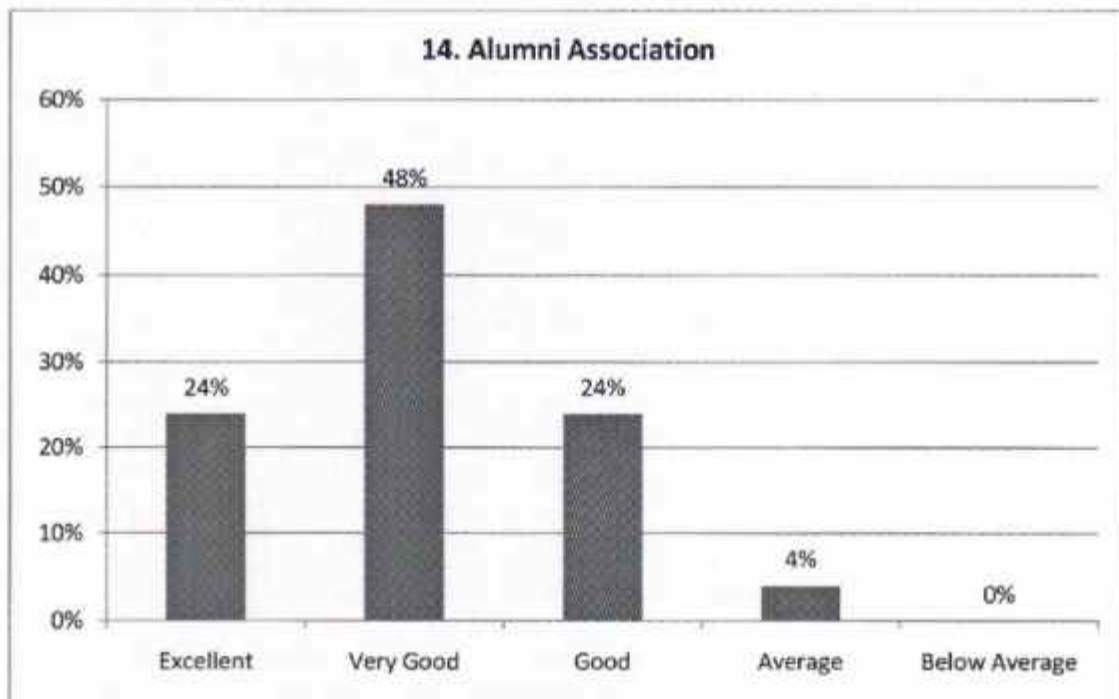
Analysis

The above graph shows that **67%** as respondents have given Agree , **33%** respondents Strongly Agree for Course content is relevant and need based.



Analysis

The above chart shows that **56%** students have given Very Good, **28%** students have given Good, **16%** students have given Excellent for the Extra-curricular activities.



Analysis

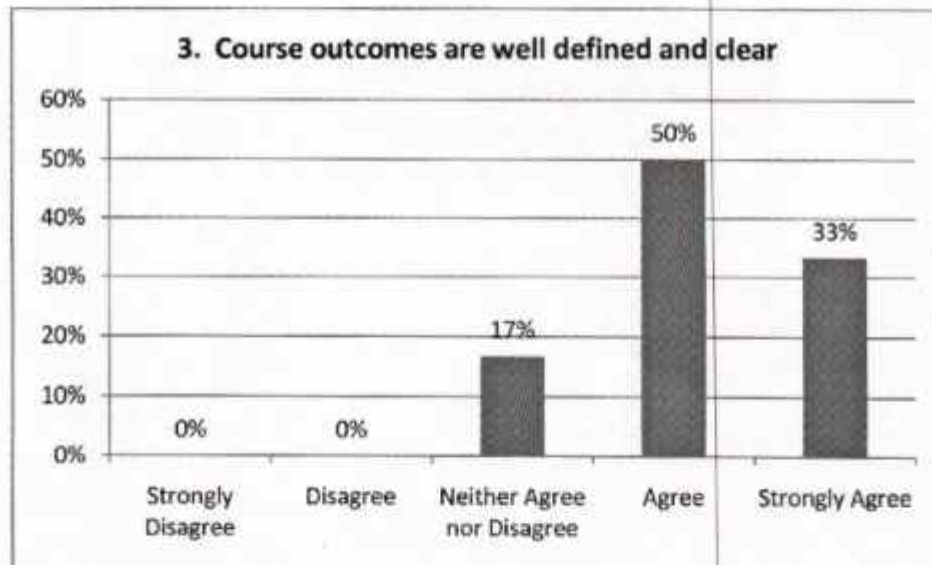
The above chart shows that **48%** students have given Very Good, **24%** students have given Good and Excellent, **4%** students have given Average for the Alumni Association.

[Signature]

Head of the Department
Prof. P. DANIEL SUNDARRAJ, M.Sc., M.Phil
 Assistant Professor & Head
 Department of Computer Science
 K.M.G. College of Arts & Science
 R.S. Road, Ammananguram
 Gudiyattam - 635 803

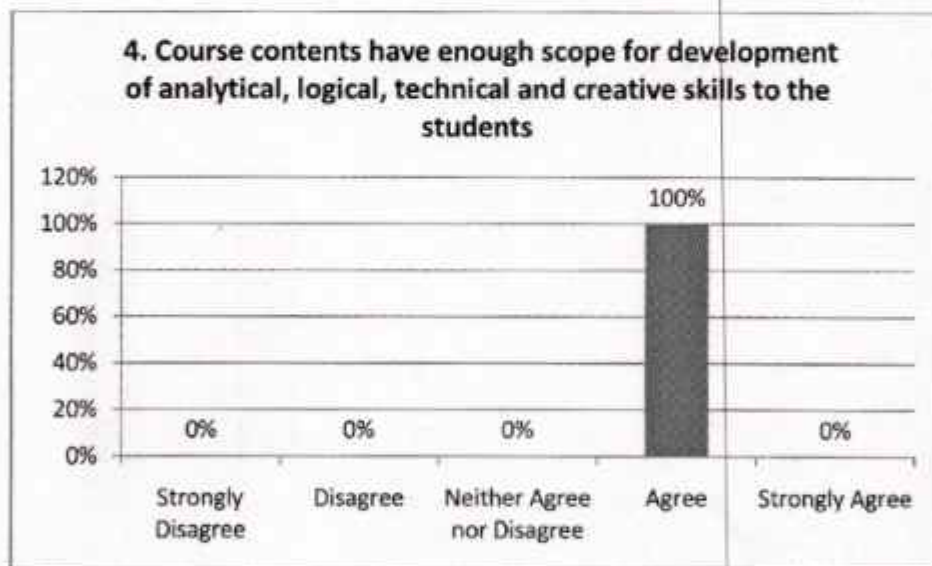
[Signature]

PRINCIPAL
K.M.G. COLLEGE OF ARTS & SCIENCE
GUDIYATTAM - 635 803.



Analysis

The above graph shows that **50%** as respondents have given Agree, **33%** respondents Strongly Agree and **17%** respondents Neither Agree nor Disagree for Course outcomes are well defined and clear.



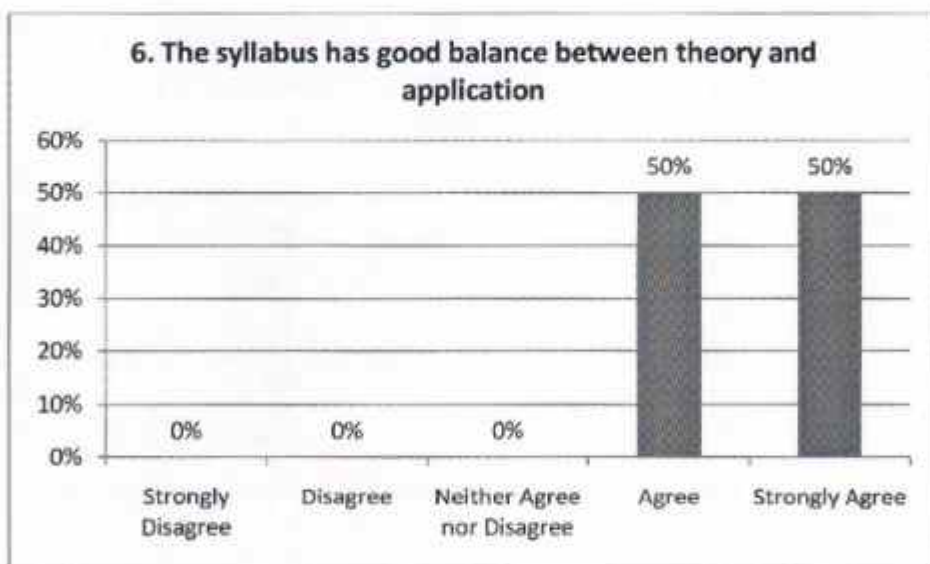
Analysis

The above graph shows that **100%** as respondents have given Agree for Course contents have enough scope.



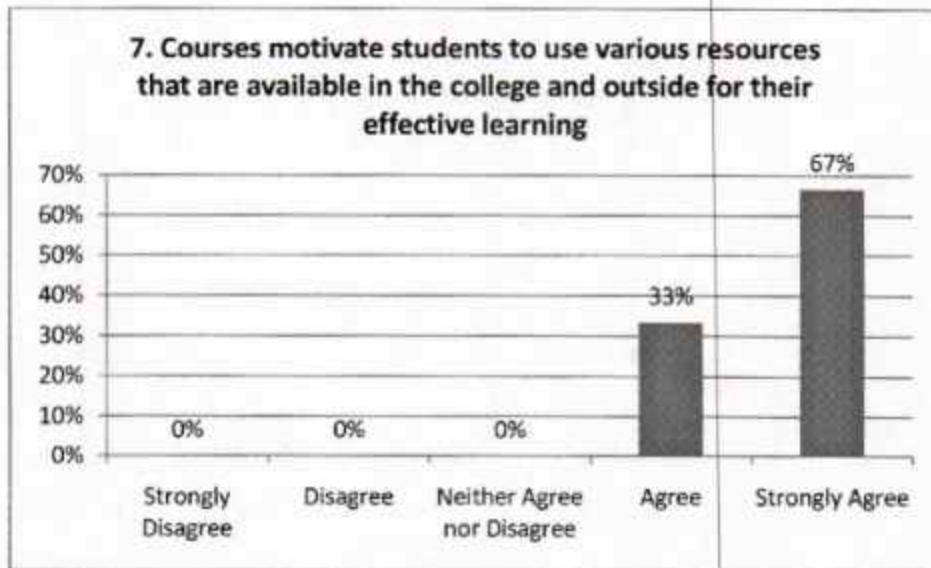
Analysis

The above graph shows that **67%** as respondents have given Agree , **33%** respondents Strongly Agree for Course activities are relevant for development of various skills for employment and self-employment.



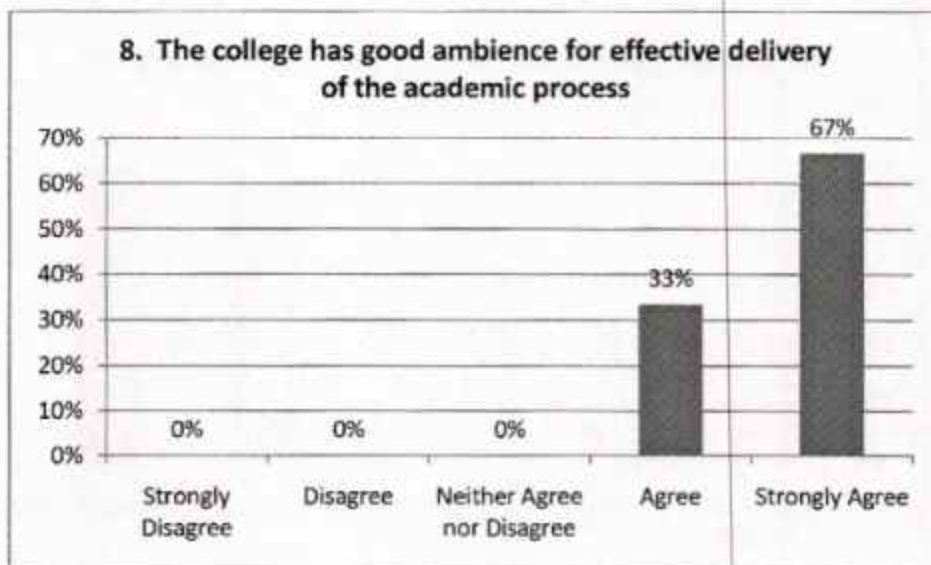
Analysis

The above graph shows that **50%** as respondents have given Agree , **50%** respondents Strongly Agree for The syllabus has good balance between theory and application.



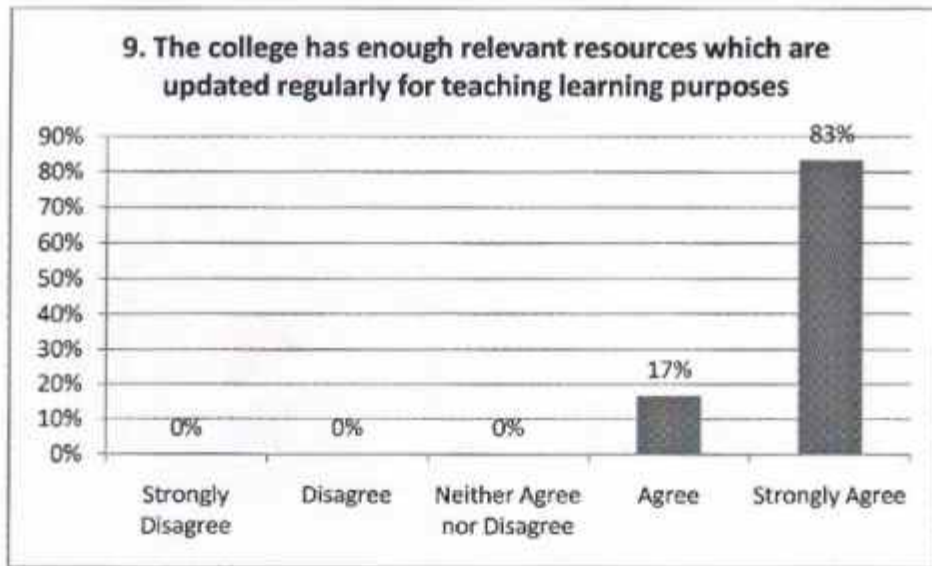
Analysis

The above graph shows that **67%** as respondents have given Strongly Agree , **33%** respondents Agree for Course motivate students to use various resources that are available in the college and outside for their effective learning.



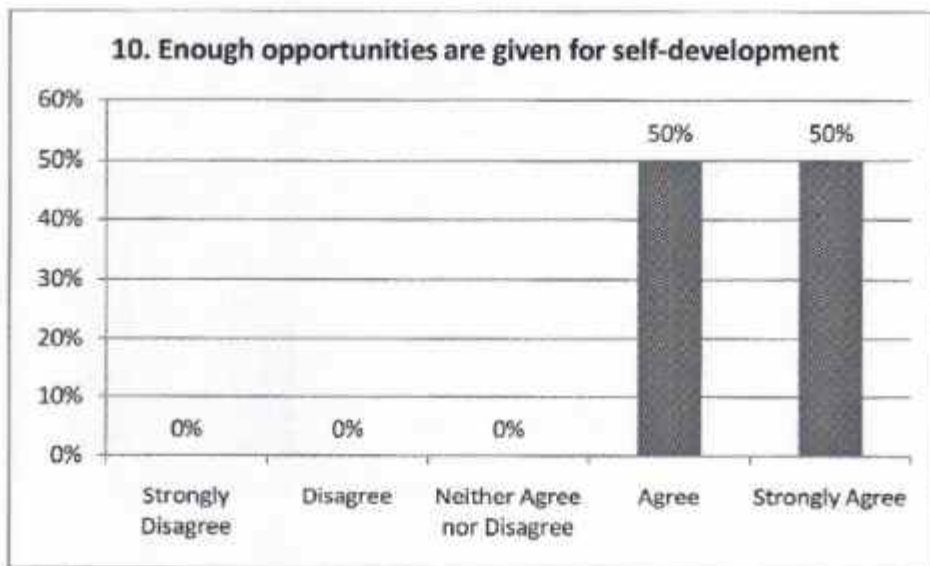
Analysis

The above graph shows that **67%** as respondents have given Strongly Agree , **33%** respondents Agree for The college has good ambience for effective delivery of the academic process.




Analysis

The above graph shows that **83%** as respondents have given Strongly Agree, **17%** as respondents Agree for The college has enough relevant resources which are updated regularly for teaching learning purposes.



Analysis

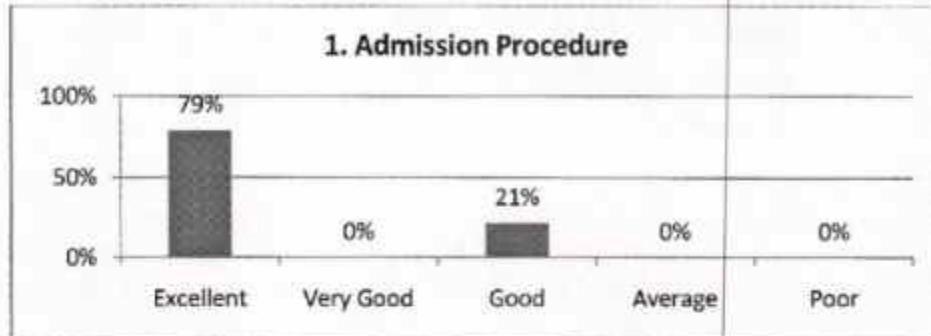
The above graph shows that **50%** as respondents have given Strongly Agree, **50%** respondents Agree for Enough opportunities are given for self-development.


Head of the Department

Prof. P DANIEL SUNDARRAJ, M.Sc., M.Phil
Assistant Professor & Head
Department of Computer Science
K.M.G. College of Arts & Science
R. S. Road, Ammanangkuppam
Gudiyattam - 635 803

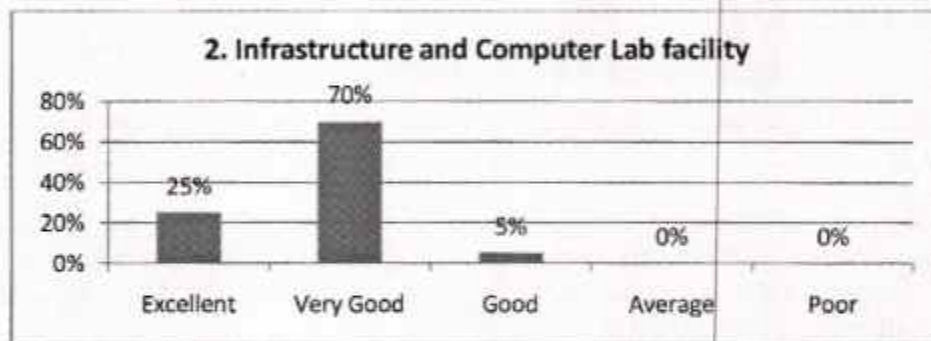

PRINCIPAL
K.M.G. COLLEGE OF ARTS & SCIENCE
GUDIYATTAM - 635 803

K.M.G. COLLEGE OF ARTS AND SCIENCE
PG & RESEARCH DEPARTMENT OF COMMERCE
(2017-2018) PARENTS FEEDBACK ANALYSIS



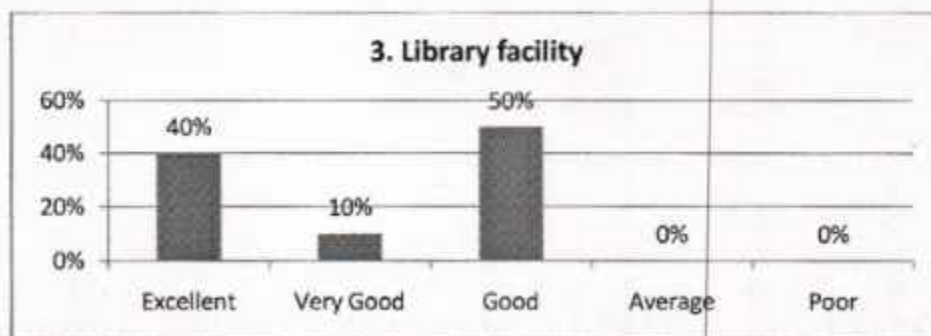
Inference:

Above column chart showed that 79 % of the parents felt that admission procedures are excellent , 0% of the parents felt that admission procedure are very good and 21% of the parents felt that admission procedures are good.



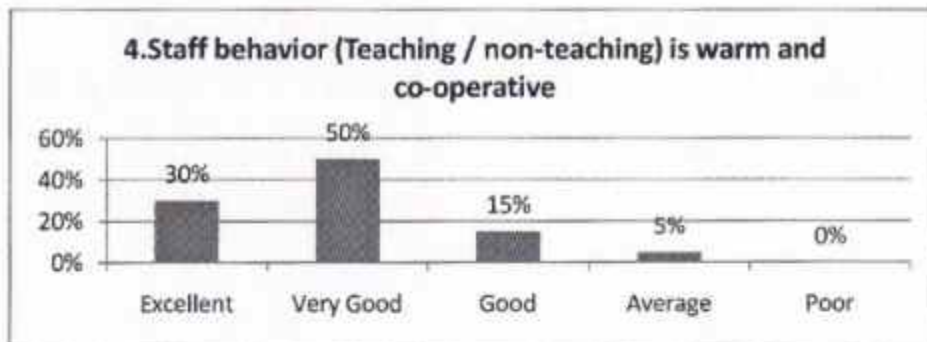
Inference:

Above column chart table showed that 25 % of the parents felt that infrastructure and computer lab facility are excellent, 70% of the parents felt that infrastructure and computer lab facility are very good, and 5% of the parents felt that infrastructure and computer lab facility are good.



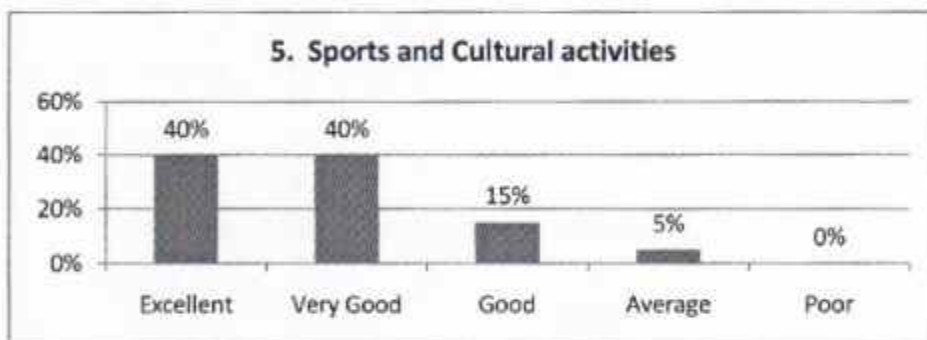
Inference:

Above column chart table showed that 40% of the parents felt library facilities are excellent , 10% of the parents felt that library facility are very good, and 50% of the parents felt library facilities are good.



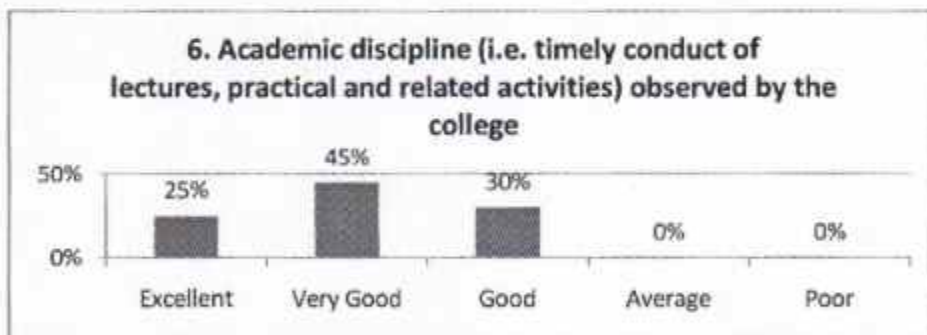
Inference:

Above column chart table showed that 30% of the parents felt that staff behaviour is warm and co-operation are excellent, 50% of the parents felt that staff behaviour is warm and co-operation are very good, 15% of the parents felt that staff behaviour is warm and co-operation are good, and 5% of the parents felt that staff behaviour is warm and co-operation are average.



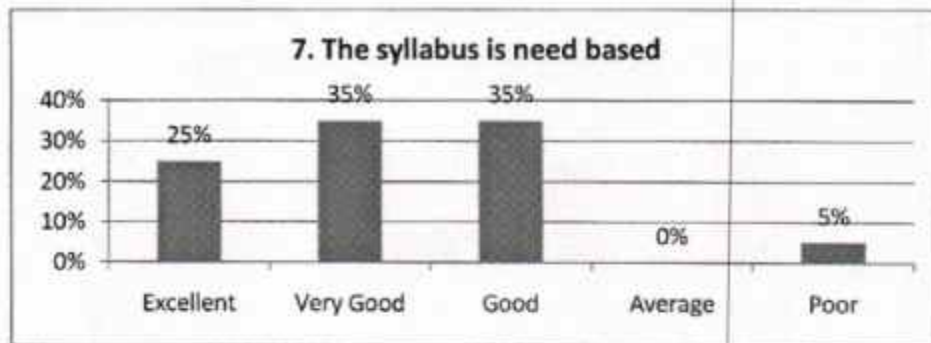
Inference:

Above column chart table showed that 40 % of the parents felt that sports and cultural activities are excellent, 40% of the parents felt that sports and cultural activities are very good, 15% of the parents felt that sports and cultural activities are good, and 5% of the parents felt that sports and cultural activities are good.



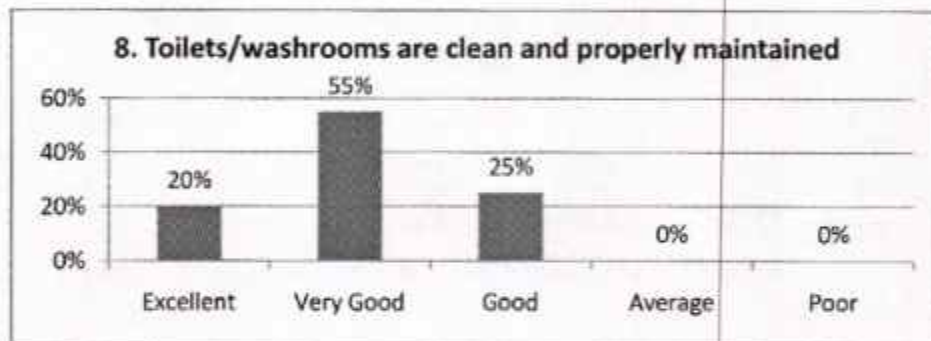
Inference:

Above column chart table showed that 25% of the parents felt that academic discipline observed by the college are excellent, 45% of the parents felt that academic discipline observed by the college are very good, and 30 % of the parents felt that academic discipline observed by the college are good.



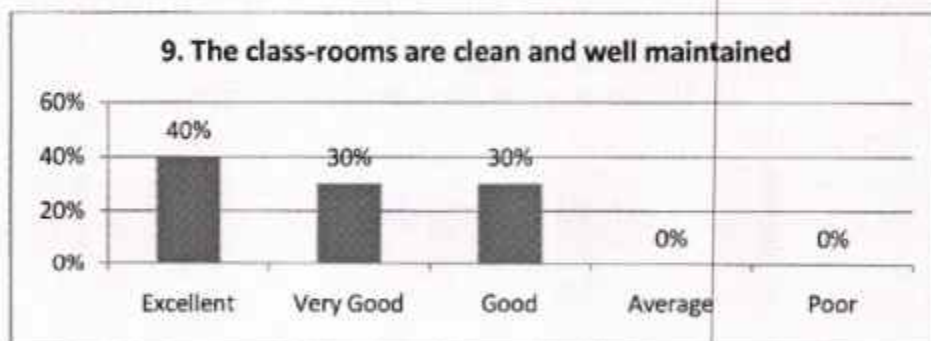
Inference:

Above column chart table showed that 25 % of the parents felt that syllabus are excellent and need based, 35 % of the parents felt that syllabus are very good and need based, 35% of the parents felt that syllabus are good, and 5%of the parents felt that syllabus are poor and need based.



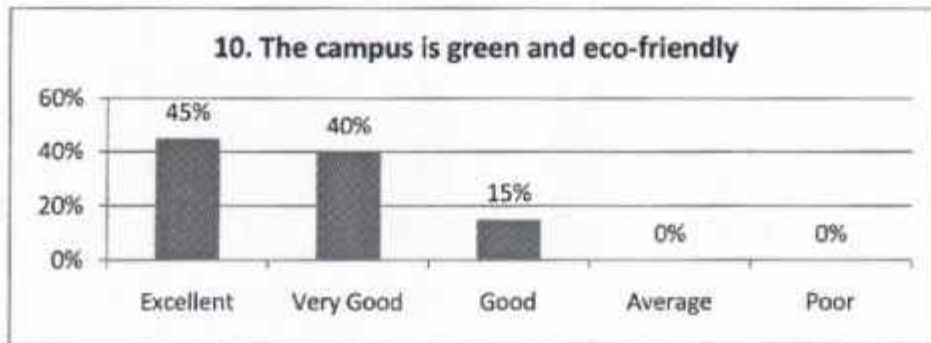
Inference:

Above column chart table showed that 20% of the parents felt that excellent maintenance of toilets / washrooms, 55 % of the parents felt very good maintenance of toilets / washrooms and 25 % of the parents felt that good maintenance of toilets / washrooms.



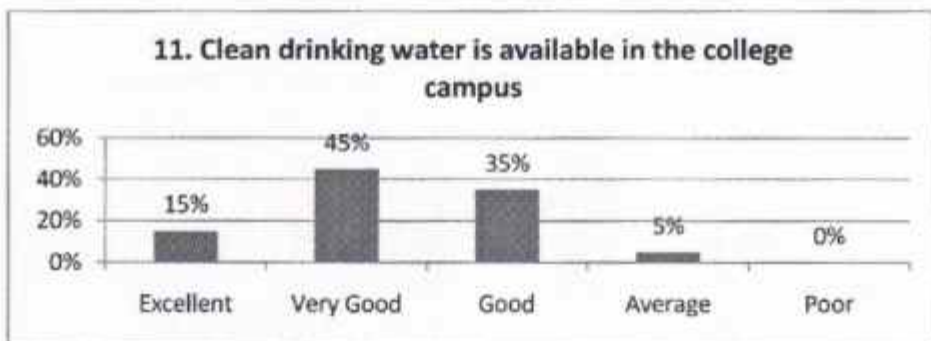
Inference:

Above column chart table showed that 40 % of the parents felt that excellent maintenance of class – rooms, 30% of the parents felt that very good maintenance of class – rooms and 30 % of the parents felt that good maintenance of class – rooms.



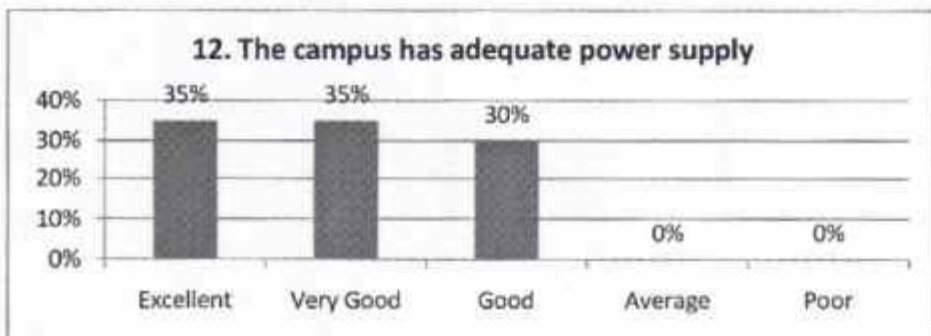
Inference:

Above column chart table showed that 45 % of the parents felt that excellent campus and are green, eco-friendly, 40 % of the parents felt that very good campus and are green, eco-friendly, and 15% of the parents felt that good campus and are green.



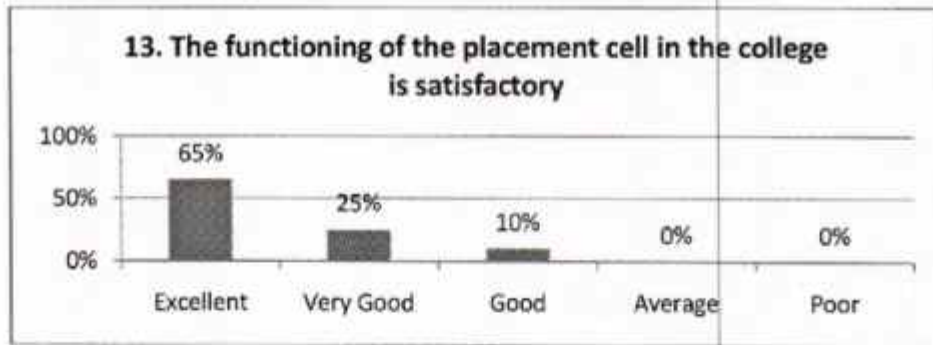
Inference:

Above column chart table showed that 15% of the parents felt that excellent drinking water is available in the college campus, 45% of the parents felt that very good drinking water is available in the college campus, 35% of the parents felt that good drinking water is available in the college campus, and 5% of the parents felt that average drinking water is available in the college campus.



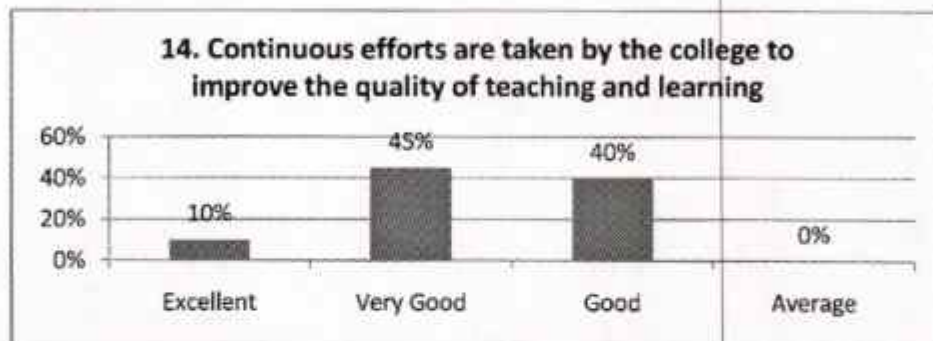
Inference:

Above column chart table showed that 35% of the parents felt that excellent power supply in the campus, 35% of the parents felt that very good power supply in the campus, and 30 % of the parents felt that good power supply in the campus.



Inference:

Above column chart table showed that 65 % of the parents felt that excellent functioning of placement cell in the college, 25% of the parents felt that very good functioning of placement cell in the college, and 10 % of the parents felt that good functioning of placement cell in the college.

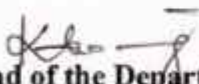


Inference:

Above column chart table showed that 10% of the parents felt that excellent improvement in the quality of teaching and learning, 45 % of the parents felt that very good improvement in the quality of teaching and learning, and 40% of the parents felt that good improvement in the quality of teaching and learning.

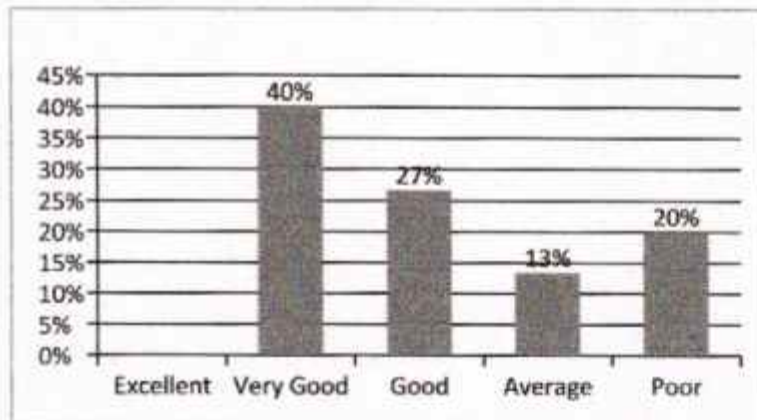
ACTION TAKEN

Based on the above analysis it is concluded that the parent's feedback were strongly agreed in the majority of the questions. So we try to sustain the same and improve on the need base.


Head of the Department

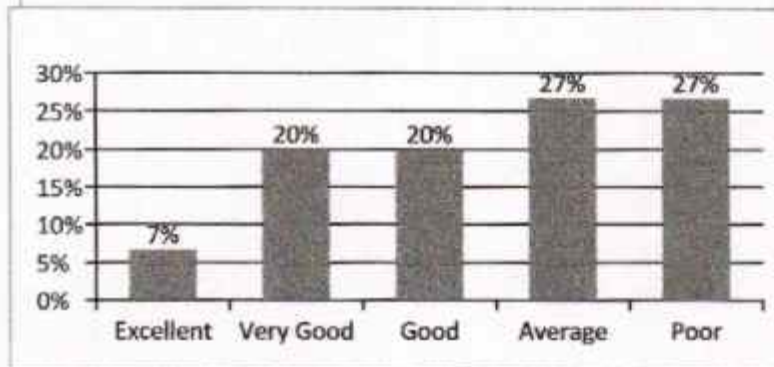

Principal
PRINCIPAL
K.M.G. COLLEGE OF ARTS & SCIENCE
 CHIDYATTAM - 635 893.

PARENTS FEEDBACK ANALYSIS
DEPARTMENT OF BUSINESS ADMINISTRATION
2017-2018



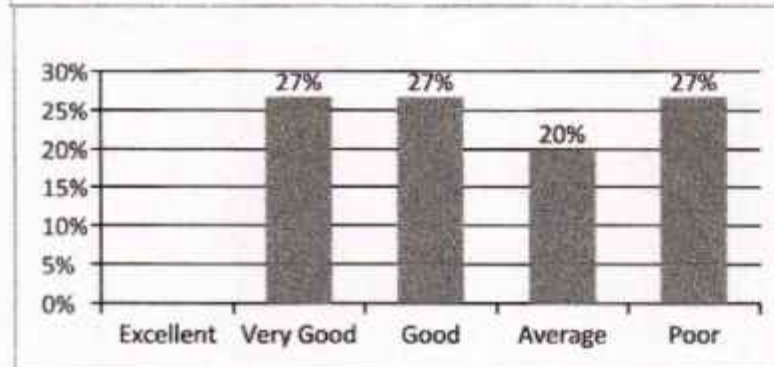
Inferences:

The admission procedure in the college is 40% of parents said that very good; 27% of parents said that good; 20% of parents said that poor; 13% of parents said that average.



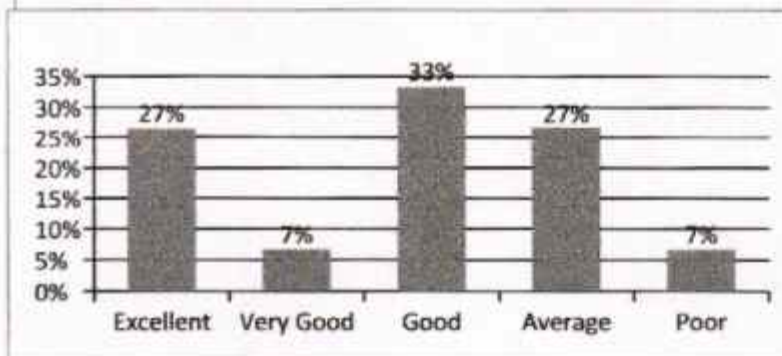
Inferences:

The infrastructure and computer lab facility in college is 27% of parents stated that average; 27% of parents stated that poor; 20% of parents stated that very good; 20% of parents stated that good; 7% of parents stated that excellent.



Inferences:

The library facility in the college campus is 27% of parents are very good; 27% of parents are good; 27% of parents are poor; 20% of parents are average.

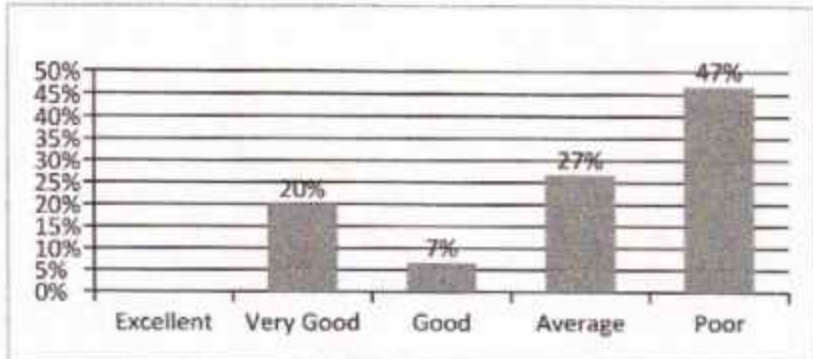


Inferences:

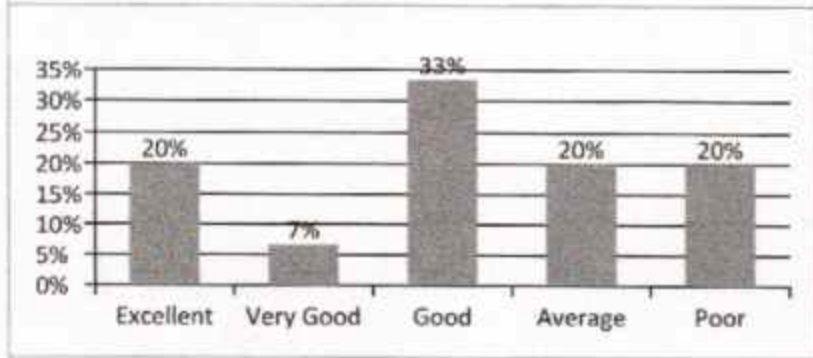
The staff behavior in college is warm and co-operative 33% of parents stated that good; 27% of parents stated that excellent; 27% of parents stated that average; 7% of parents stated that very good; 7% of parents stated that poor.

Inferences:

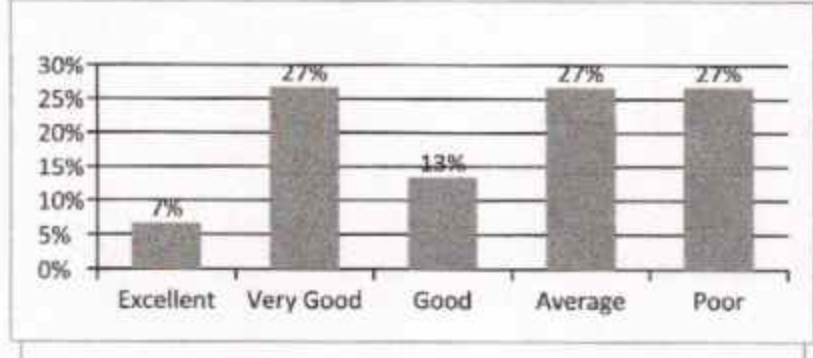
The sports and cultural activities in the college is 47% of parents said that poor; 27% of parents



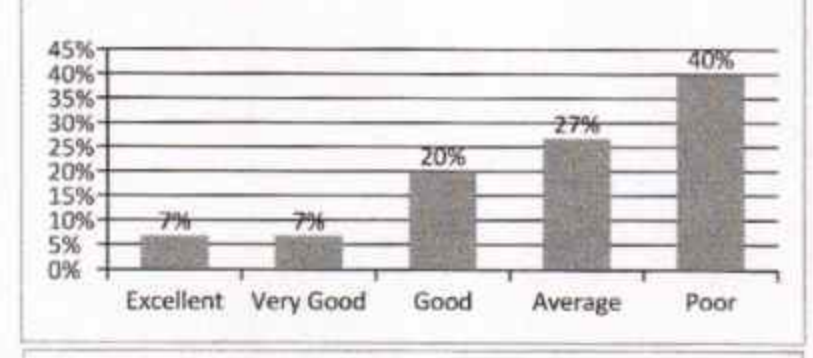
said that average; 20% of parents said that very good; 7% of parents said that good.



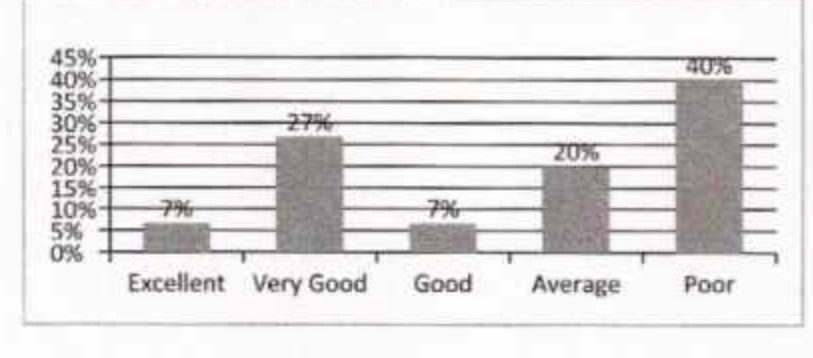
Inferences:
The academic discipline observed by the college is 33% of parents stated that good; 20% of parents stated that average; 20% of parents stated that poor; 20% of parents stated that excellent; 7% of parents stated that very good.



Inferences:
The syllabus is need based in the course 27% of parents stated that very good; 27% of parents stated that average; 27% of parents stated that poor; 13% of parents stated that good; 7% of parents stated that excellent.

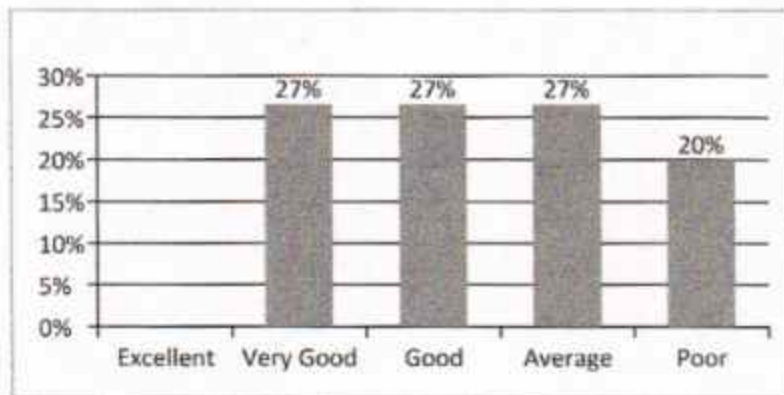


Inferences:
The washrooms are clean and properly maintained in the college campus 40% of parents said that poor; 27% of parents said that average; 20% of parents said that good; 7% of parents said that very good; 7% of parents said that excellent.

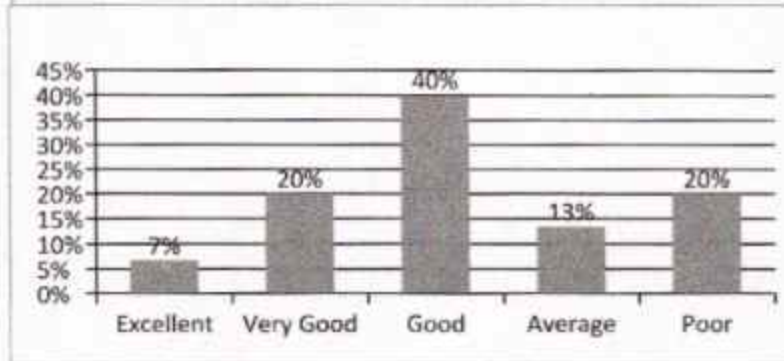


Inferences:
The class room are clean and well maintained 40% of parents said that poor; 27% of parents said that very good; 20% of parents said that average; 7% of parents said that excellent; 7% of parents said that good.

Inferences:
The campus is green and eco-

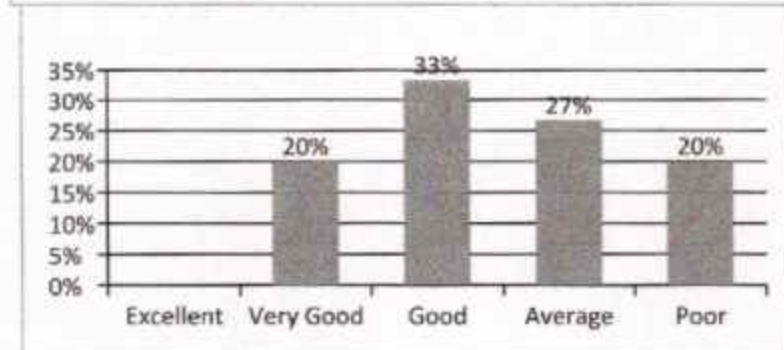


friendly 27% of parents said that very good; 27% of parents said that good; 27% of parents said that average; 20% of parents said that poor.



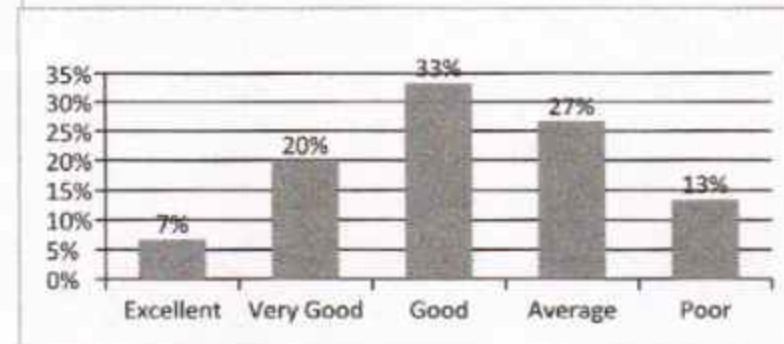
Inferences:

Clean drinking water is available in the college campus 40% of parents said that good; 20% of parents said that very good; 20% of parents said that poor; 13% of parents said that average; 7% of parents said that excellent.



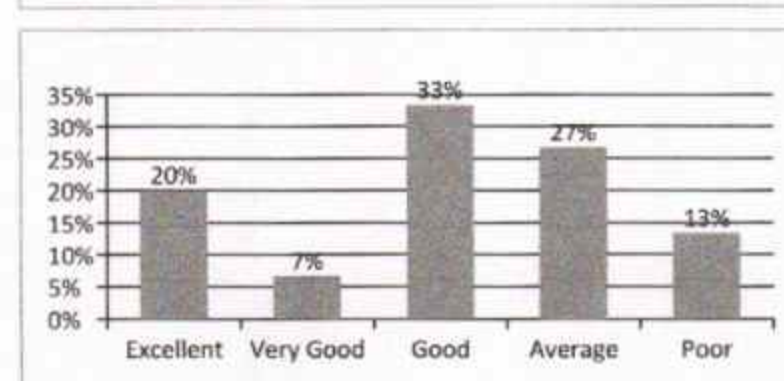
Inferences:

The campus has adequate power supply 33% of parents said that good; 27% of parents said that average; 20% of parents said that very good; 20% of parents said that poor.



Inferences:

The functioning of the placement cell in the college is satisfactory 33% of parents said that good; 27% of parents said that average; 20% of parents said that very good; 13% of parents said that poor; 7% of parents said that excellent.



Inferences:

Continuous efforts are taken by the college to improve the quality of teaching and learning 33% of parents said that good; 27% of parents said that average; 20% of parents said that excellent; 13% of parents said that poor; 7% of parents said that very good.

S. No.	FEEDBACK	ACTION TAKEN
1.	Infrastructure of the college library and lab facility	Well equipped lab are arranged for the students in the campus
2.	The sports and cultural activities in the college is 47% of parents said that poor	Students are encourage for outcampus events and in our college also
3.	The washrooms are clean and properly maintained in the college campus 40% of parents said that poor	The washroom was cleaned daily every two hour once

R. Manikandan

Head of the Department

Dr. R. MANIKANDAN, M.Sc., J.C.S., B.Ed., M.B.A., M.Phil., Ph.D.,
HOD

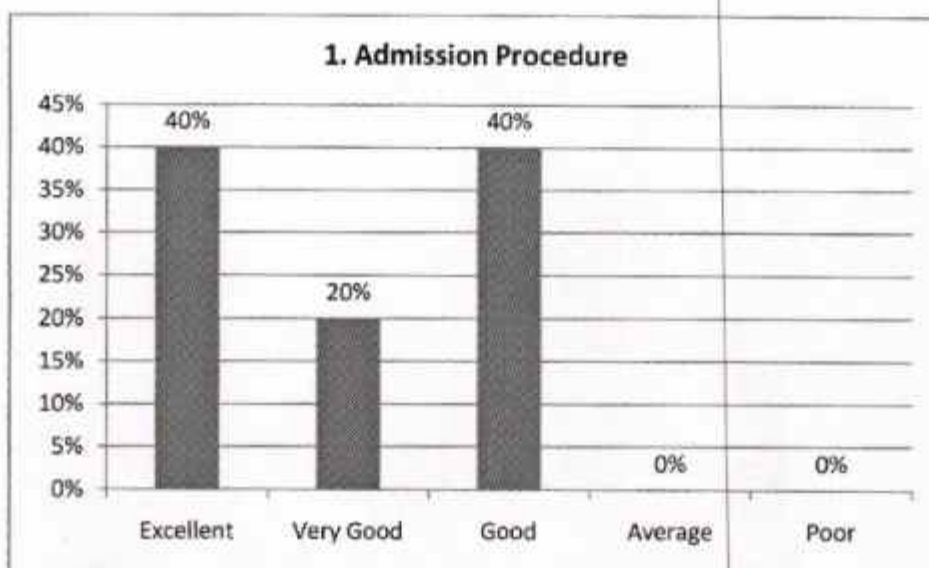
Department of Business Administration
KMG College of Arts & Science
Gudiyattam.

[Signature]
Principal

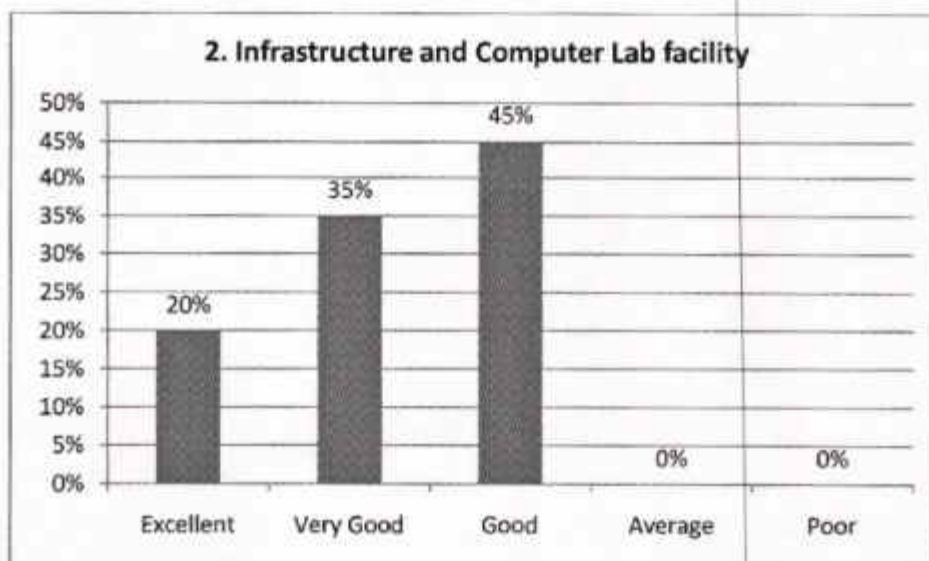
PRINCIPAL

K.M.G. COLLEGE OF ARTS & SCIENCE
GUDIYATTAM - 635 803.

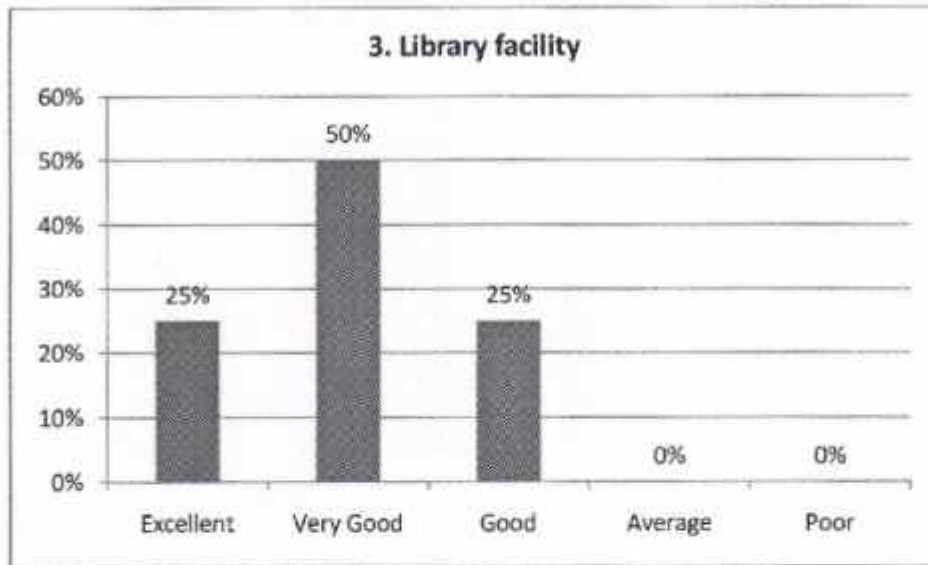
PARENTS FEEDBACK ANALYSIS
DEPARTMENT OF BIO-CHEMISTRY
2017-2018



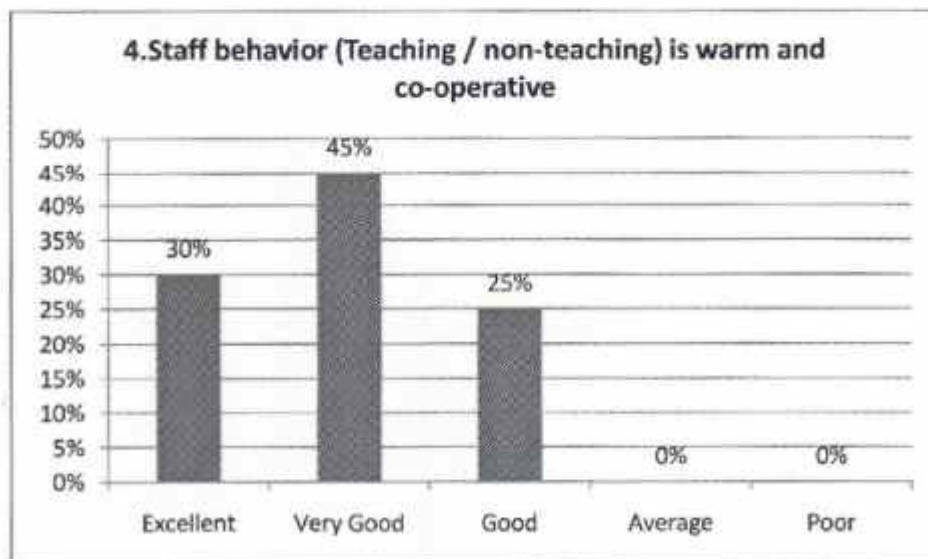
We received 40% excellent, 20% very good, 40% good feedback for Admission procedure in our department.



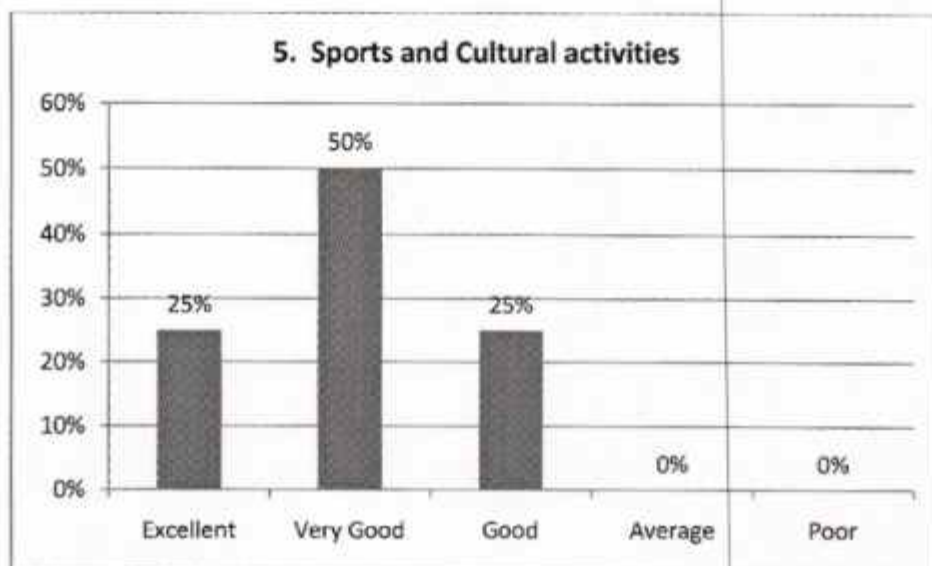
We received 20% excellent, 35% very good, 45% good feedback for Infrastructure and computer lab facility in our college



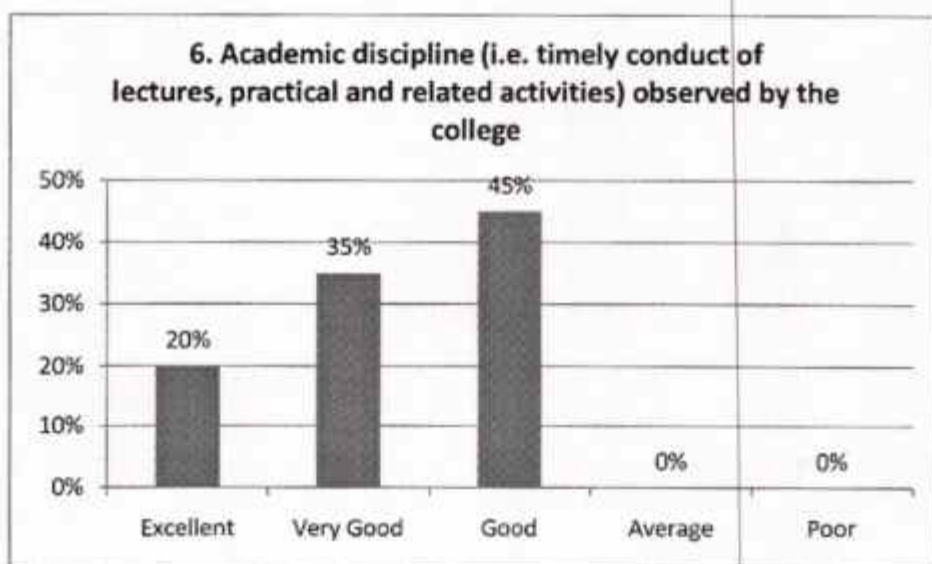
We received 25% excellent, 50% very good, 25% good feedback for Library facility in our college.



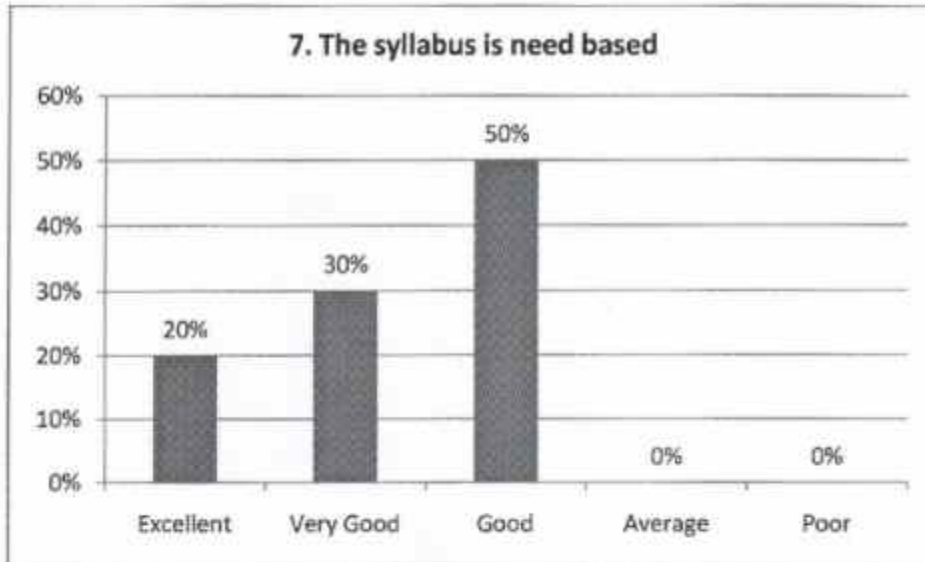
We received 30% excellent, 45% very good, 25% good feedback for Staff behavior [Teaching /non-teaching]is warm and co-operative in our department



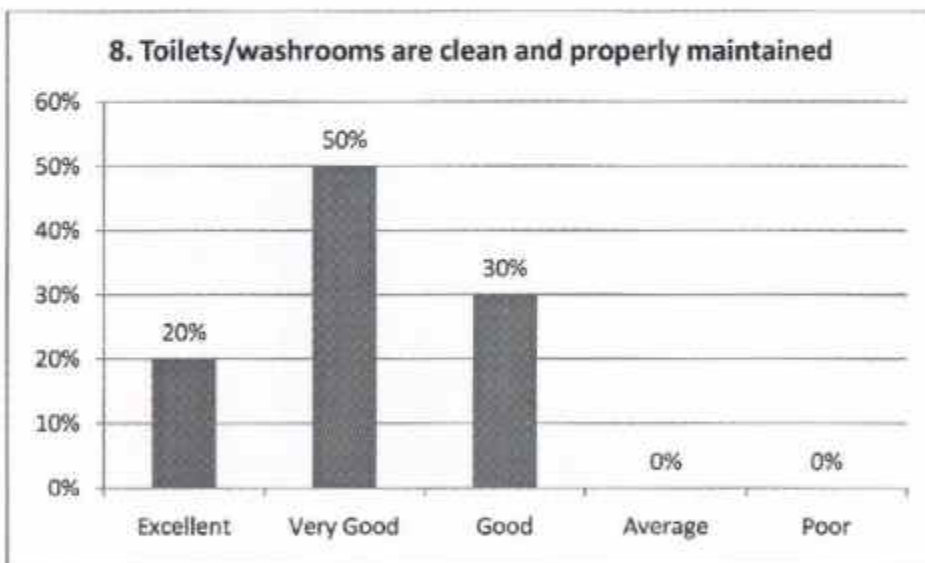
We received 25% excellent, 50% very good, 25% good feedback for Sports and cultural activities in our college.



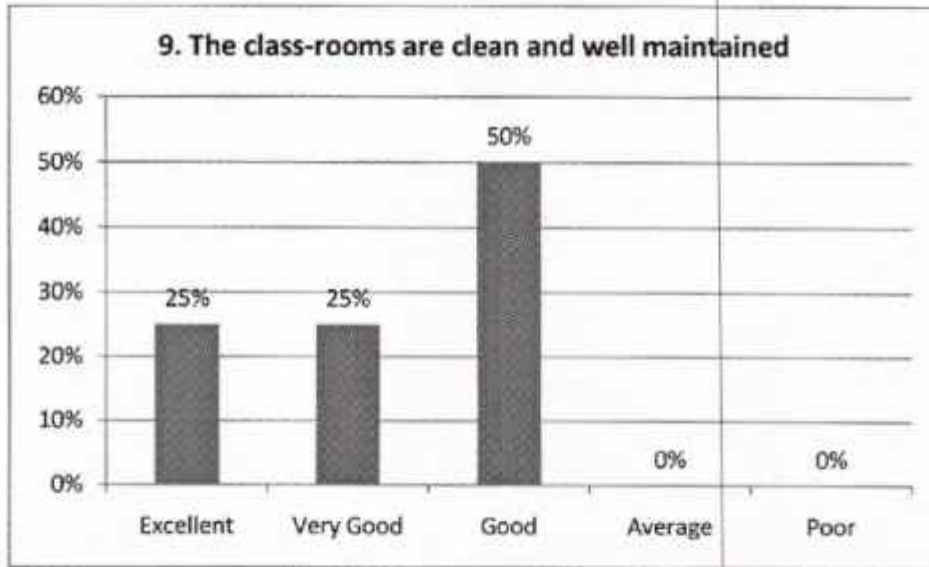
We received 20% excellent, 35% very good, 45% good feedback for Academic discipline [i.e. timely conduct of lectures, practical and related activities] observed by the college



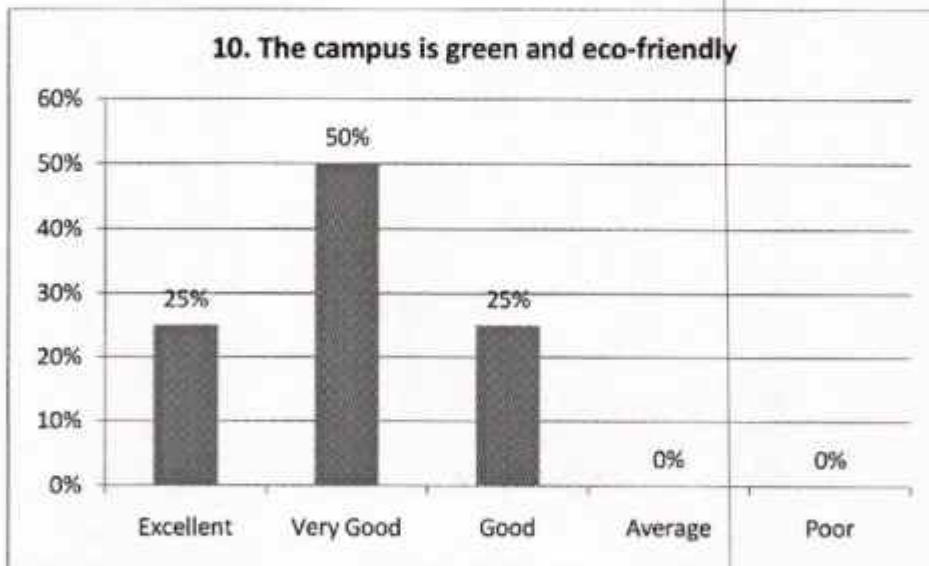
We received 20% excellent, 30% very good, 50% good feedback for the syllabus is need based in our department



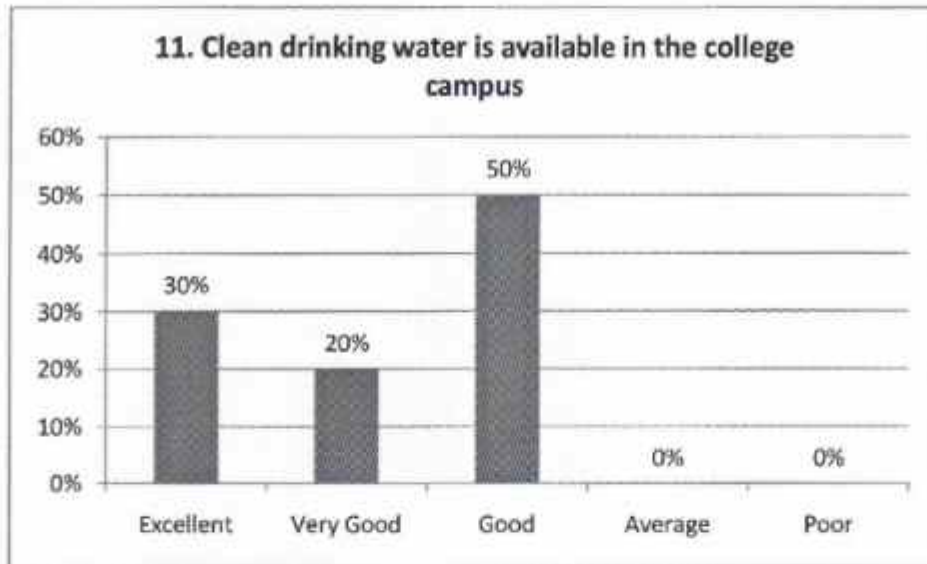
We received 20% excellent, 50% very good, 30% good feedback for Toilets /Washrooms are clean and properly maintained in our college



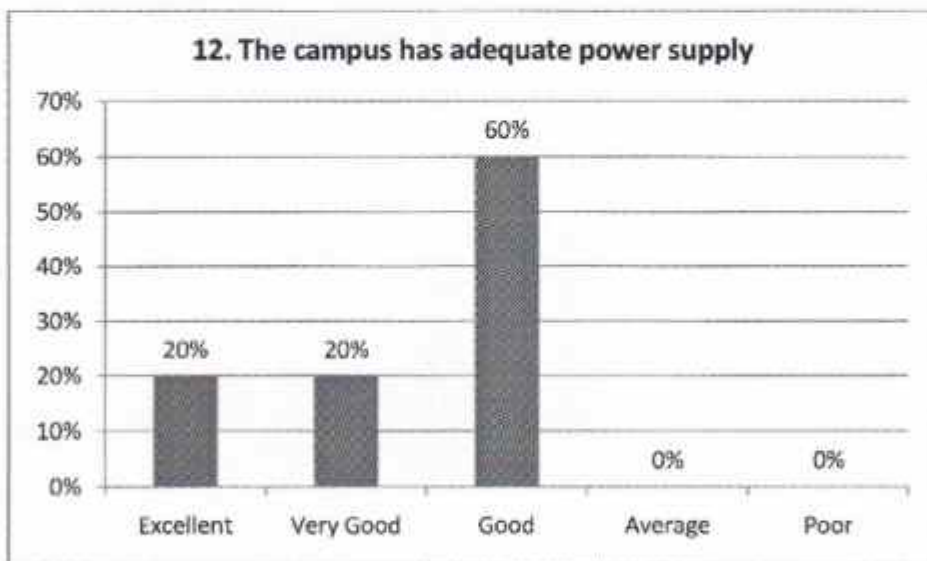
We received 25% excellent, 25% very good, 50% good feedbacks for the classrooms are clean and well maintained in our college



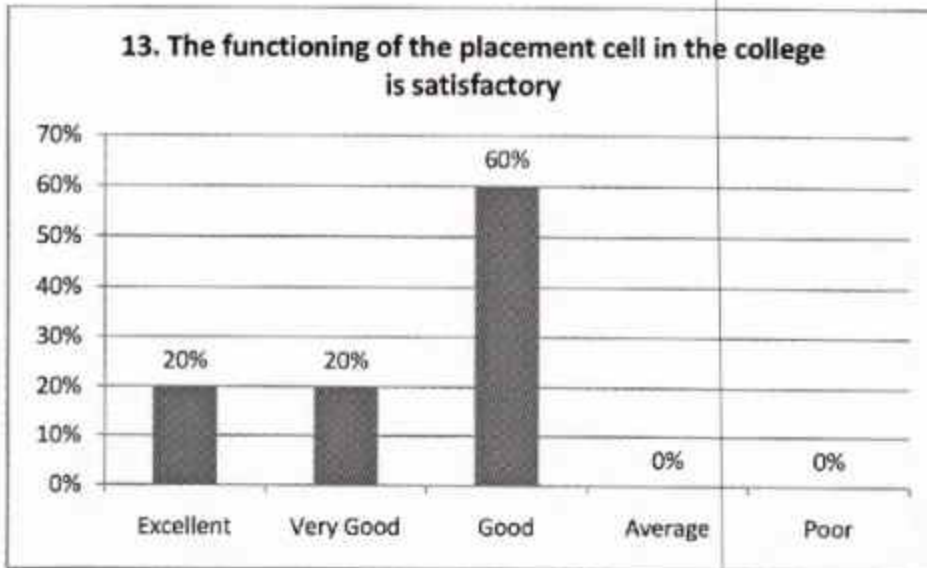
We received 25% excellent, 50% very good, 25% good feedback for campus is green and eco-friendly



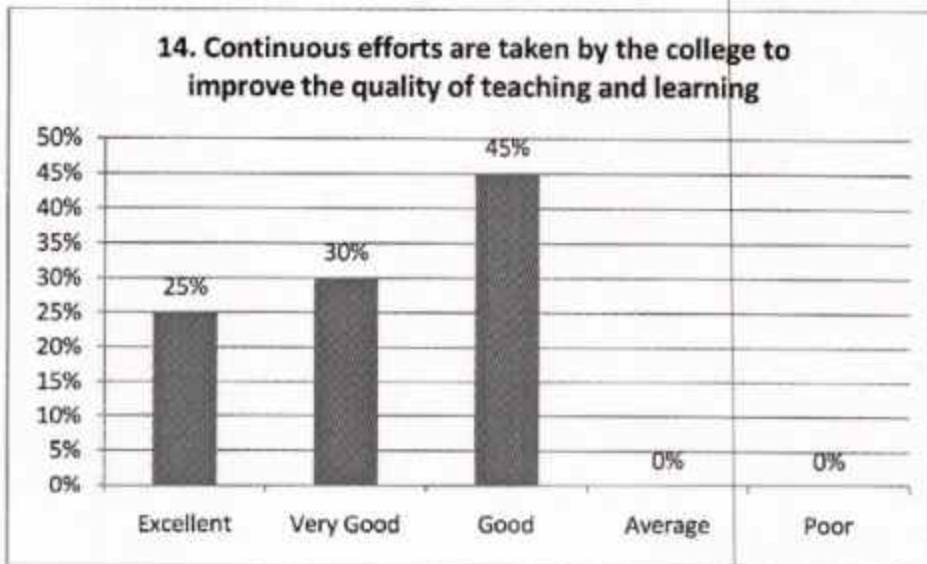
We received 30% excellent, 20% very good, 50% good feedback for clean drinking water is available in the college campus



We received 20% excellent, 20% very good, 60% good feedback for the campus having adequate power supply



We received 20% excellent, 20% very good, 60% good feedback for the functioning of the placement cell in the college is satisfactory.



We received 25% excellent, 30% very good, 45% good feedback for continuous efforts taken by the college to improve the quality of teaching and learning

(Handwritten Signature)

HOD HOD

PG & RESEARCH DEPARTMENT OF BIOCHEMISTRY
K.M.G. COLLEGE OF ARTS & SCIENCE


PRINCIPAL

PRINCIPAL

K.M.G. COLLEGE OF ARTS & SCIENCE
GUDIYATTAM - 635 803.
VELLORE DISTRICT

**K.M.G COLLEGE OF ARTS AND SCIENCE,
GUDIYATTAM - 635 803
PG AND RESEARCH DEPARTMENT OF BIOCHEMISTRY
Action Taken Report on Parents Feedback 2017-18**

S. NO.	Areas Need Improvement/Suggestions	Action Taken
1	We received 20% excellent, 35% very good, 45% good feedback for Infrastructure and computer lab facility in our college	In an effort to keep Good feedback for Infrastructure and computer lab facility in our college

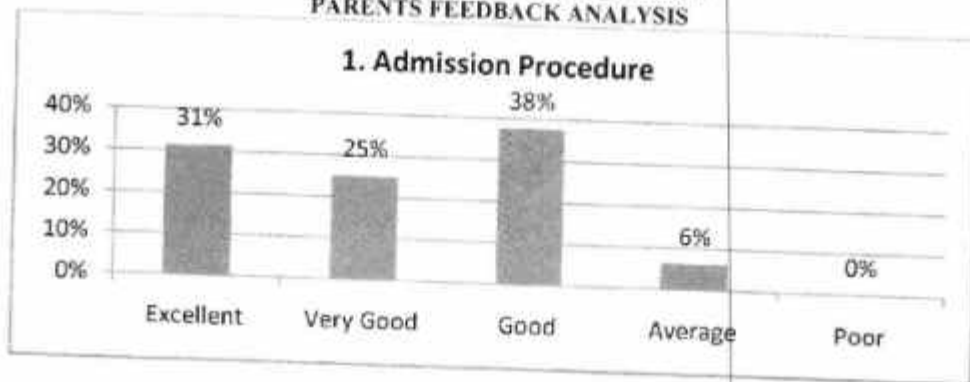

HOD

HOD
PG & RESEARCH DEPARTMENT OF BIOCHEMISTRY
K.M.G. COLLEGE OF ARTS & SCIENCE


PRINCIPAL

PRINCIPAL
K.M.G. COLLEGE OF ARTS & SCIENCE
GUDIYATTAM - 635 803.

**2017-2018
DEPARTMENT OF MICRO BIOLOGY
PARENTS FEEDBACK ANALYSIS**

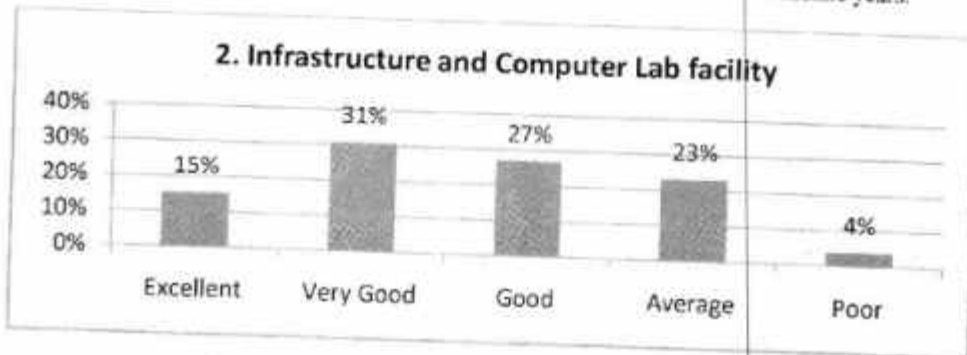


Inference:

31% of Parents had stated that the Admission procedure was Excellent; 25% of Parents had stated Very Good, ; 38% of Parents had stated Good; 6% of Parents had stated Average.

Action Taken:

We had received positive feedback hence we will maintain the same in the future academic years.

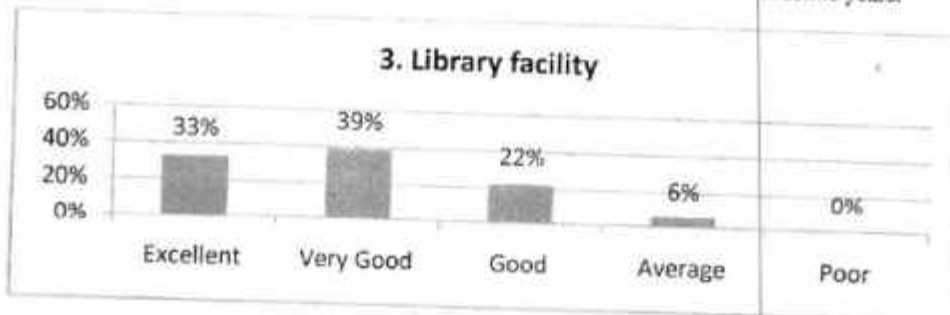


Inference:

15% of Parents had stated that the Infra structure and computer lab facility was Excellent; 31% of Parents had stated Very Good, ; 27% of Parents had stated Good, ; 23% of Parents had stated Average, 4% of parents had stated poor

Action Taken:

We had received positive feedback hence we will maintain the same in the future academic years.

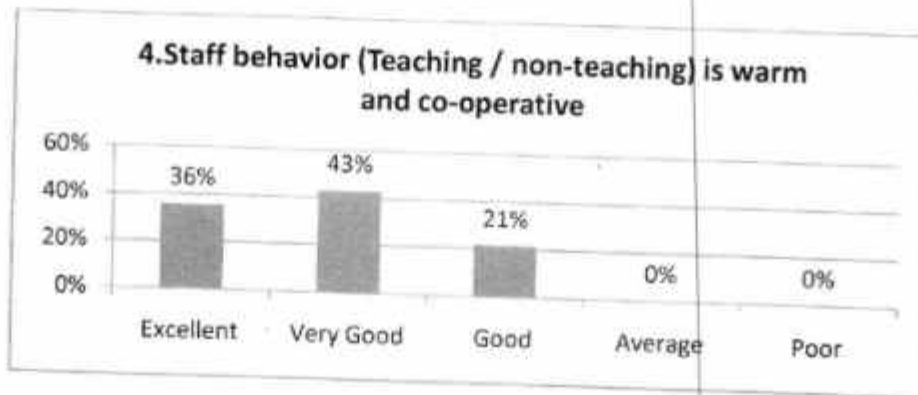


Inference:

33% of Parents had stated that the Library Facility was Excellent; 39% of Parents had stated Very Good, ; 22% of Parents had stated Good; 6% of Parents had stated Average

Action Taken:

We had received positive feedback hence we will maintain the same in the future academic years.

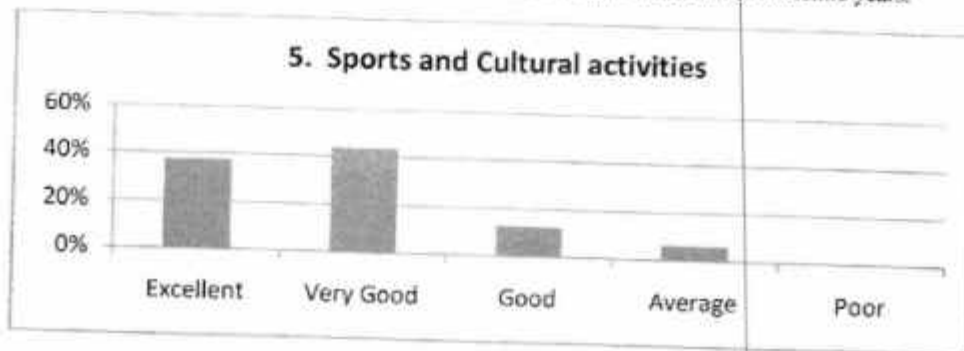


Inference:

36% of Parents had stated that the Staff Behaviour was Excellent; 43% of Parents had stated Very Good; 21% of Parents had stated Good.

Action Taken:

We had received positive feedback hence we will maintain the same in the future academic years.

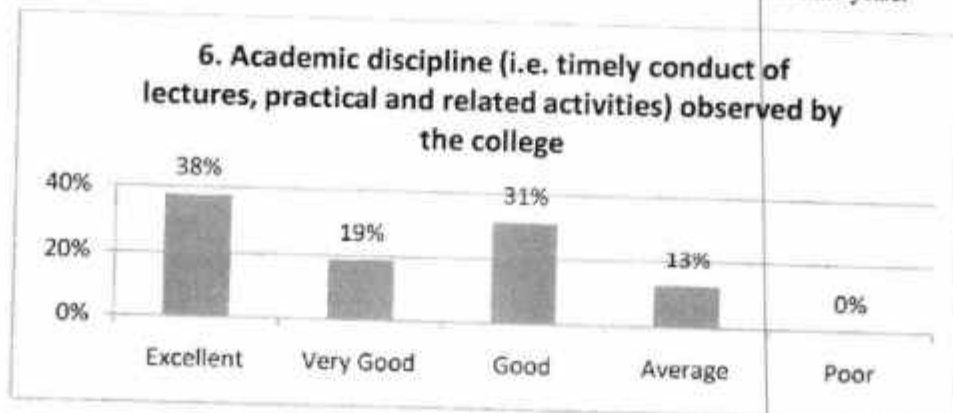


Inference:

36% of Parents had stated that the sports and cultural activities were Excellent; 44% of Parents had stated Very Good; 12% of Parents had stated Good; 8% of Parents had stated Average.

Action Taken:

We had received positive feedback hence we will maintain the same in the future academic years.

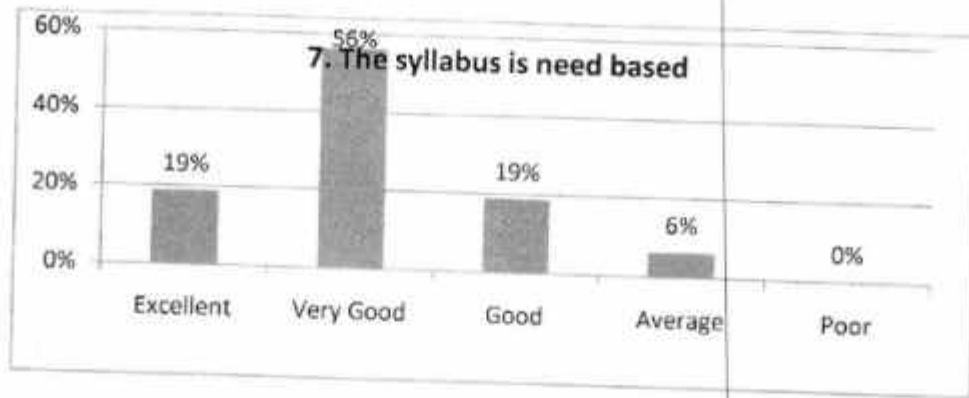


Inference:

38% of Parents had stated that the Academic discipline was Excellent; 19% of Parents had stated Very Good; 31% of Parents had stated Good; 13% of Parents had stated Average.

Action Taken:

We had received positive feedback hence we will maintain the same in the future academic years.

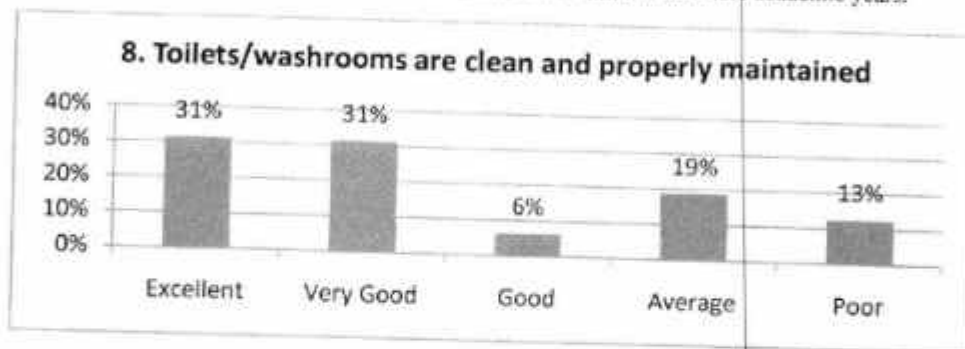


Inference:

19% of Parents had stated that the Syllabus was Excellent; 56% of Parents had stated Very Good; 19% of Parents had stated Good; 6% of Parents had stated Average.

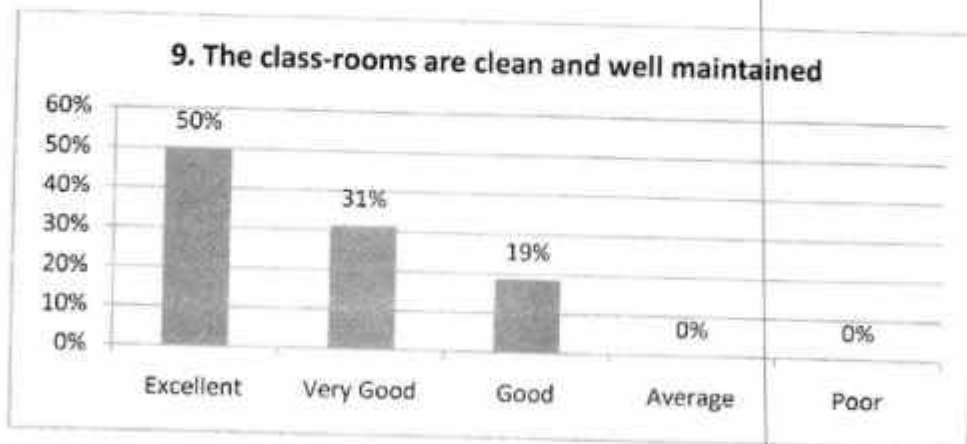
Action Taken:

We had received positive feedback hence we will maintain the same in the future academic years.



Inference:

31% of Parents had stated that the Syllabus was Excellent; 31% of Parents had stated Very Good; 6% of Parents had stated Good; 19% of Parents had stated Average.

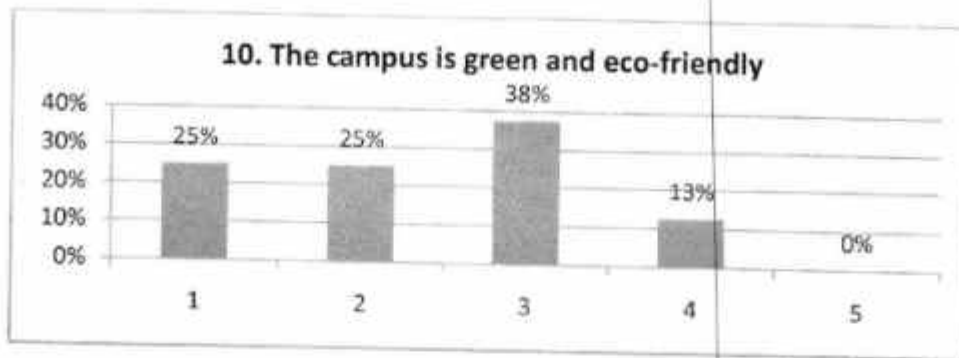


Inference:

50% of Parents had stated that the Class maintenance was Excellent; 31% of Parents had stated Very Good; 19% of Parents had stated Good

Action Taken:

We had received positive feedback hence we will maintain the same in the future academic years.

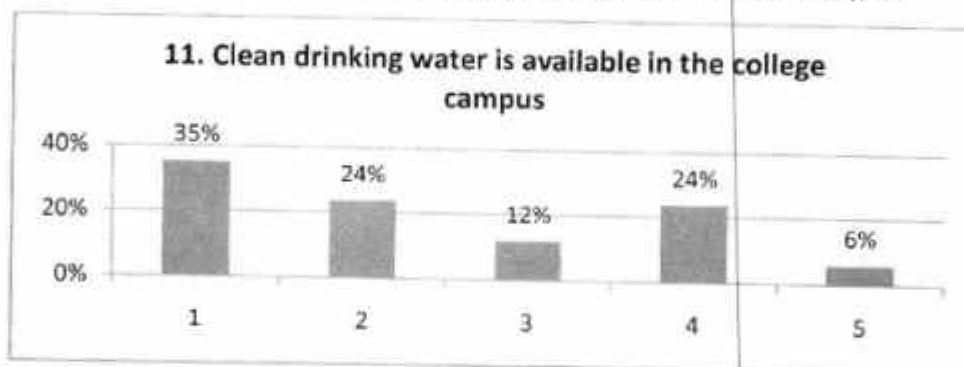


Inference:

35% of Parents had stated that the adequate power supply in campus was Excellent; 25% of Parents had stated Very Good; 25 % of Parents had stated Good, ; 15% of Parents had stated Average.

Action Taken:

We had received positive feedback hence we will maintain the same in the future academic years.

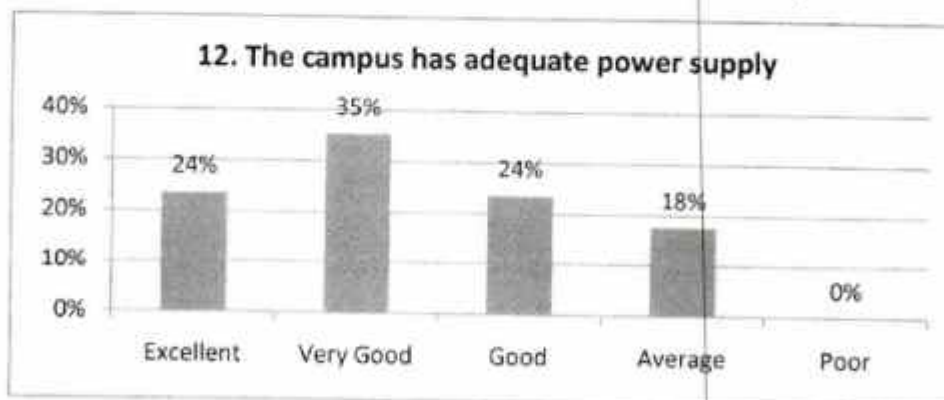


Inference:

35% of Parents had stated that the Availability of clean drinking water was Excellent; 24% of Parents had stated Very Good; 12% of Parents had stated Good; 24% of Parents had stated Average; 6% of Parents had stated Average.

Action Taken:

We had received positive feedback hence we will maintain the same in the future academic years.



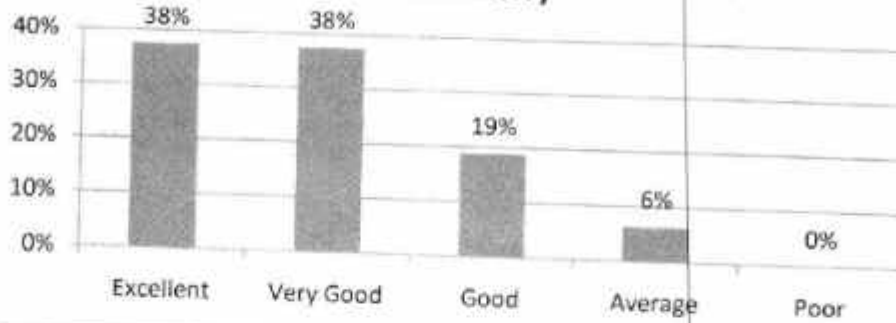
Inference:

24% of Parents had stated that the adequate power supply in campus was Excellent; 35% of Parents had stated Very Good; 24 % of Parents had stated Good, ; 18% of Parents had stated Average.

Action Taken:

We had received positive feedback hence we will maintain the same in the future academic years.

13. The functioning of the placement cell in the college is satisfactory



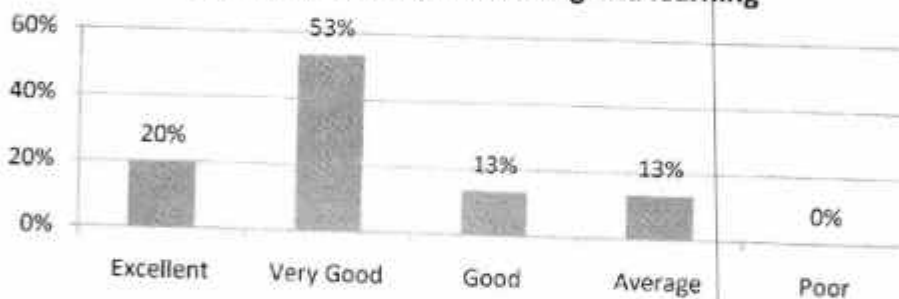
Inference:

38% of Parents had stated that the placement cell was Excellent; 38% of Parents had stated Very Good; 19% of Parents had stated Good; 6% of Parents had stated Average

Action Taken:

We had received positive feedback hence we will maintain the same in the future academic years.

14. Continuous efforts are taken by the college to improve the quality of teaching and learning



Inference:

20% of Parents had stated that the quality of teaching and learning was Excellent; 53% of Parents had stated Very Good; 13% of Parents had stated Good, ; 13% of Parents had stated Average.

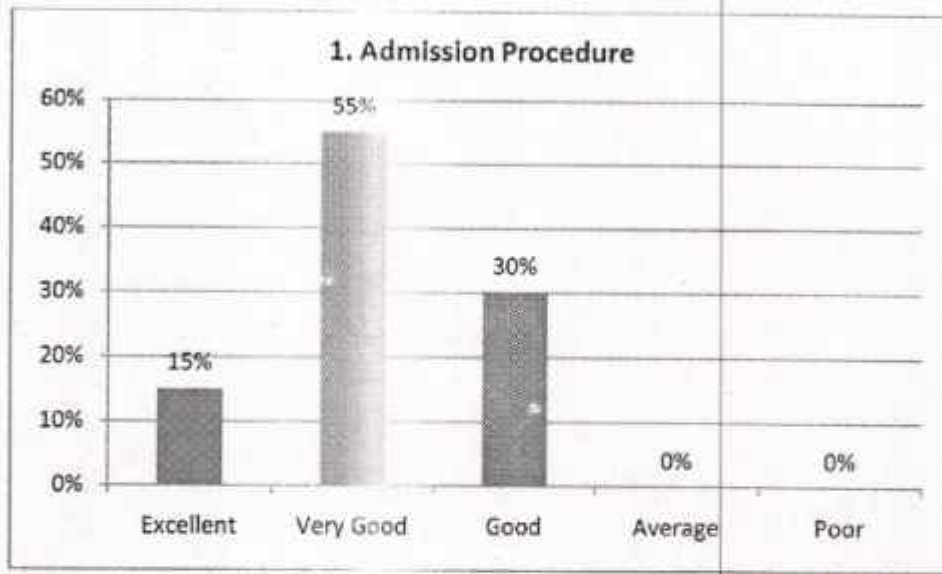
Action Taken:

We had received positive feedback hence we will maintain the same in the future academic years.


HEAD OF THE DEPARTMENT
PG & RESEARCH DEPARTMENT OF MICROBIOLOGY
K.M.G. COLLEGE OF ARTS & SCIENCE
GUDIYATTAM - 635 803

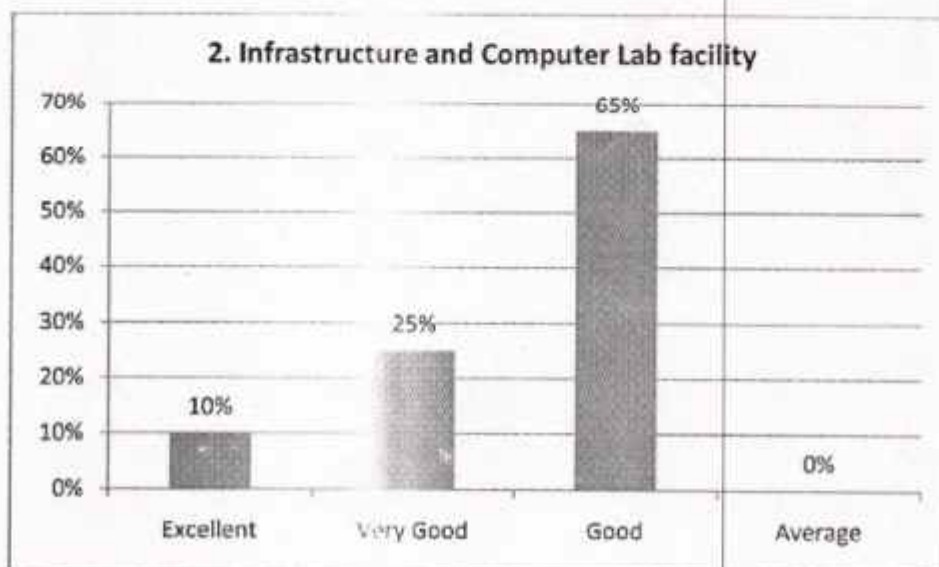

PRINCIPAL
K.M.G. COLLEGE OF ARTS & SCIENCE
GUDIYATTAM - 635 803.

PARENTS FEEDBACK ANALYSIS
COMMERCE-COMPUTER APPLICATIONS
2017-2018



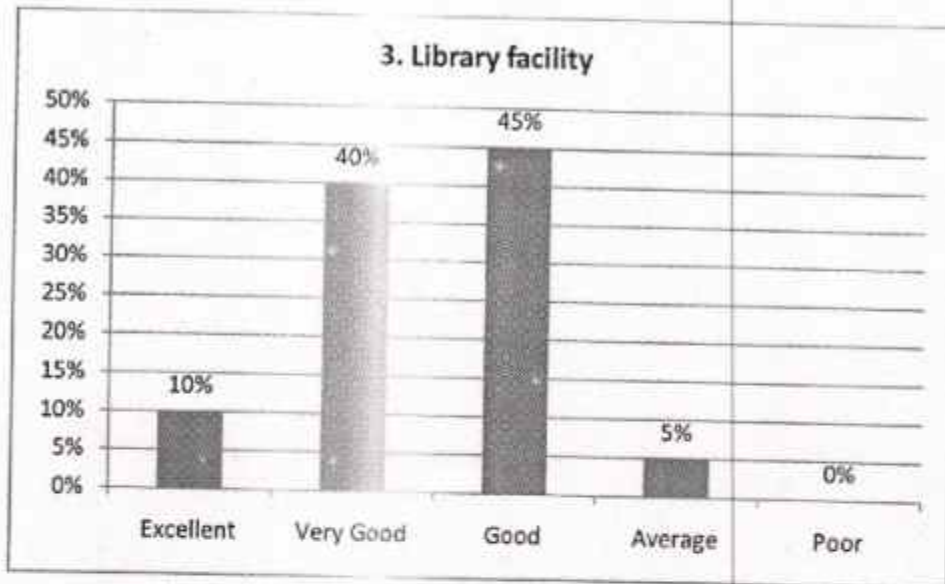
Inference:

Above table showed that 15 % of the parents felt that admission procedures are excellent, 55 % of the parents felt that admission procedures are very good and 30% of the parents felt that admission procedure are good.



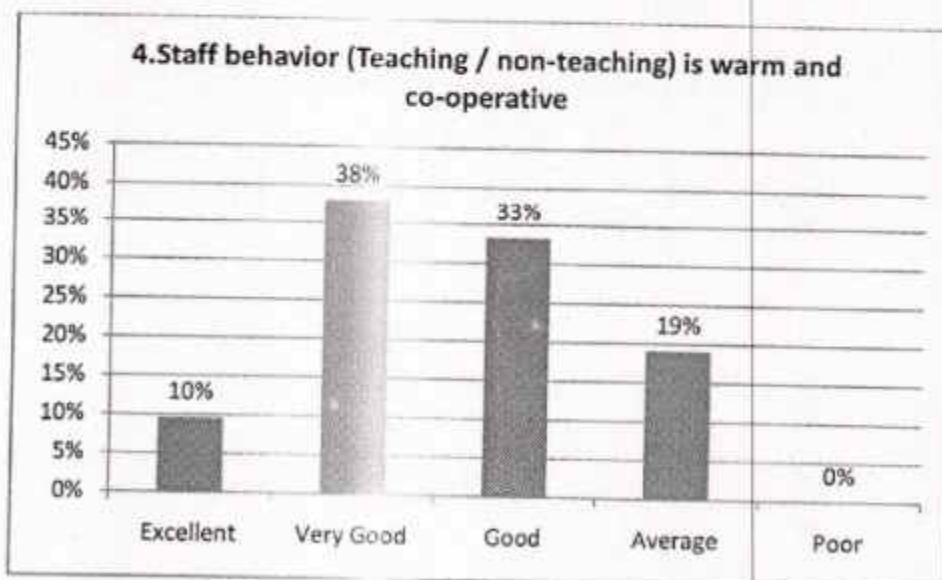
Inference:

Above table showed that 10 % of the parents felt that infrastructure and computer lab facility are excellent, 25 % of the parents felt that infrastructure and computer lab facility are very good and 65 % of the parents felt that infrastructure and computer lab facility are good.



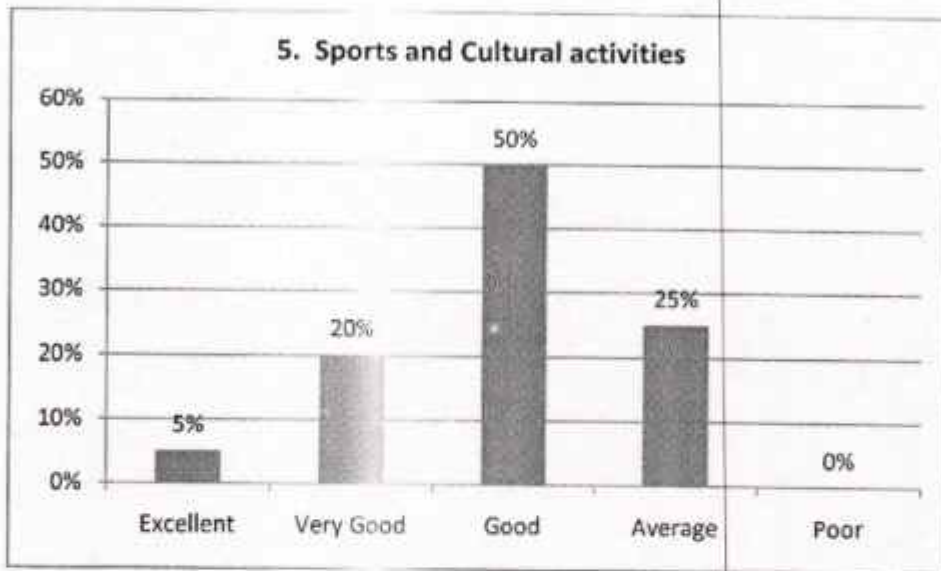
Inference:

Above table showed that 10 % of the parents felt library facilities are excellent, 40% of the parents felt library facilities are very good. 45 % of the parents felt that library facility are good and 5 % of the parents felt library facilities are average.



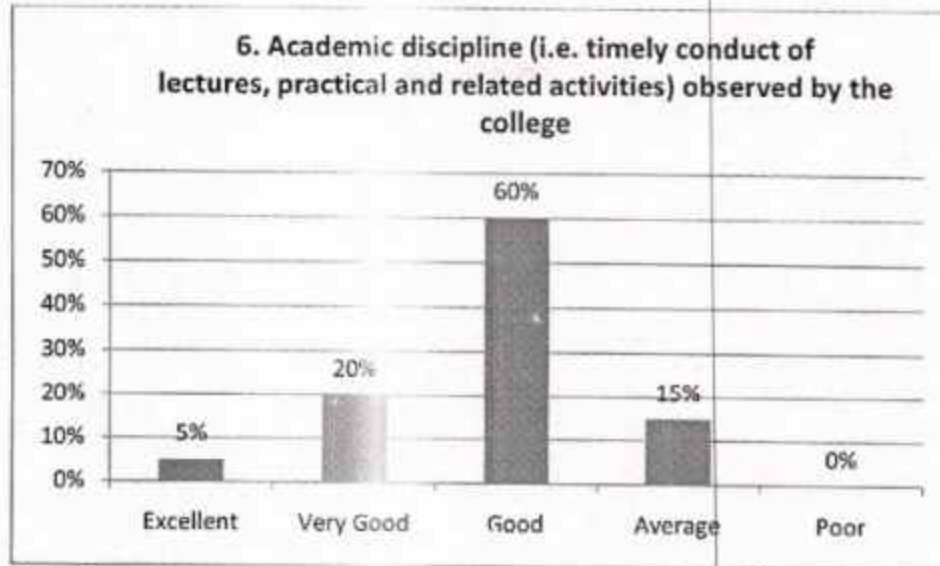
Inference:

Above table showed that 10 % of the parents felt that staff behaviour is warm and co-operation are excellent, 38 % of the parents felt that staff behaviour is warm and co-operation are very good, 33 % of the parents felt that staff behaviour is warm and co-operation are good and 19 % of the parents felt that staff behaviour is warm and co-operation are average.



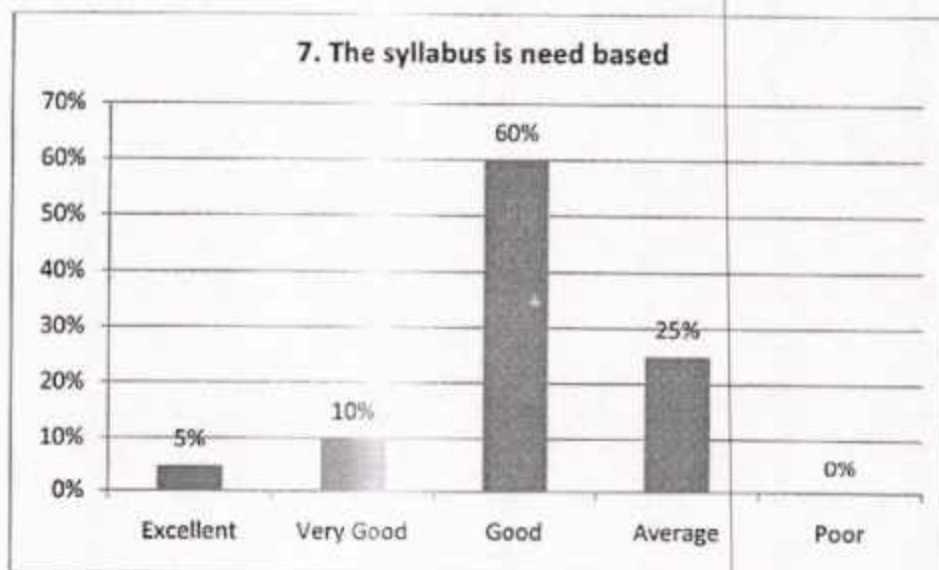
Inference:

Above table showed that 5 % of the parents felt that sports and cultural activities are very good, 20 % of the parents felt that sports and cultural activities are very good, 50 % of the parents felt that sports and cultural activities are good and 25% of the parents felt that sports and cultural activities are average.




Inference:

Above table showed that 5 % of the parents felt that academic discipline observed by the college are excellent, 20 % of the parents felt that academic discipline observed by the college are very good, 60 % of the parents felt that academic discipline observed by the college are good and 15 % of the parents felt that academic discipline observed by the college are average.



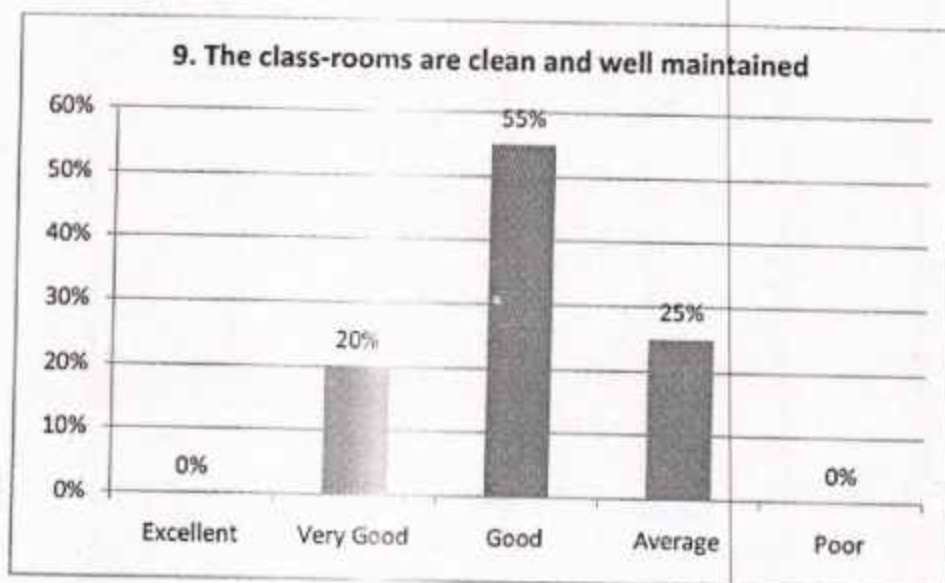
Inference:

Above table showed that 5 % of the parents felt that syllabus are excellent and need based, 10 % of the parents felt that syllabus are very good and need based, 60 % of the parents felt that syllabus are good and need based and 25 % of the parents felt that syllabus are average and need based.



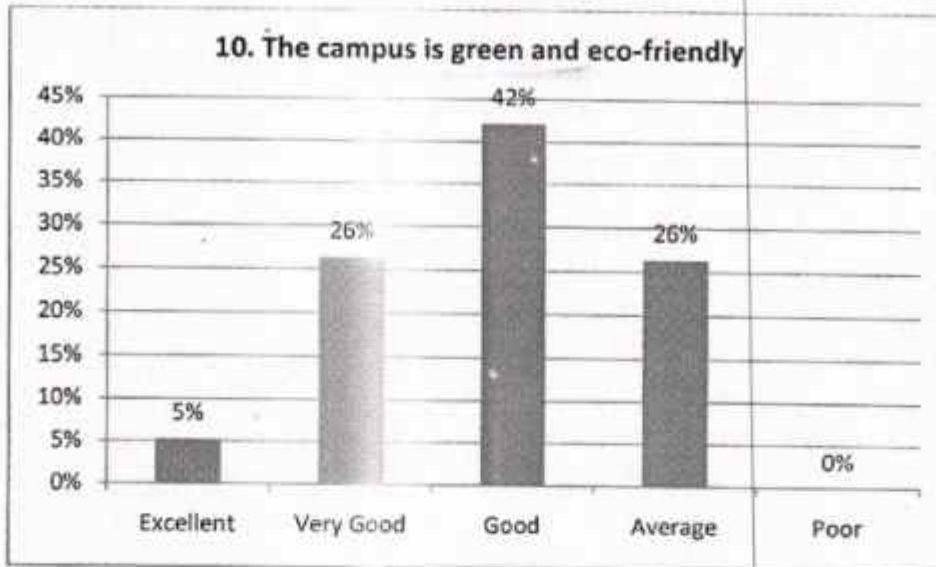
Inference:

Above table showed that 5 % of the parents felt that excellent maintenance of toilets / washrooms, 15 % of the parents felt that very good maintenance of toilets / washrooms, 60 % of the parents felt good maintenance of toilets / washrooms and 20 % of the parents felt that average maintenance of toilets / washrooms.



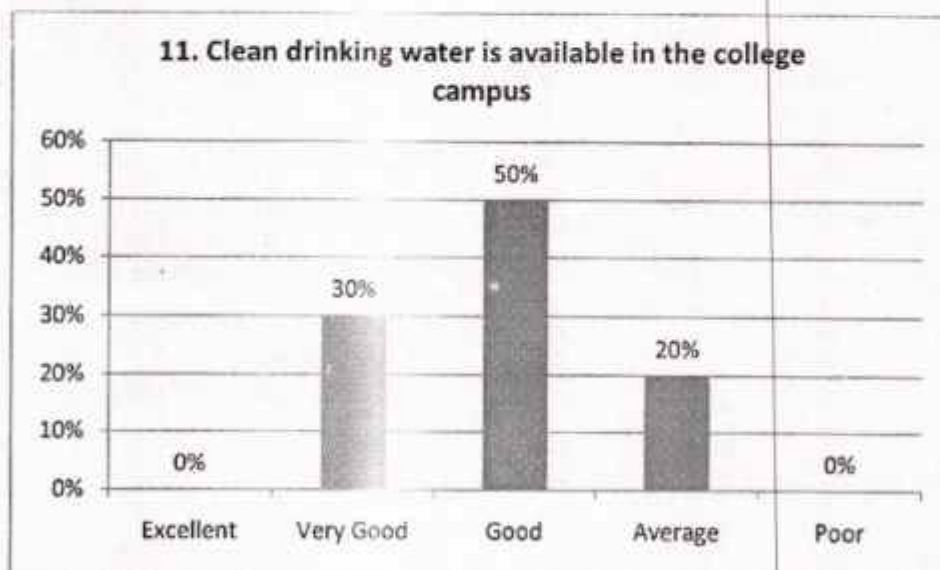
Inference:

Above table showed that 20 % of the parents felt that very good maintenance of class – rooms, 55 % of the parents felt that good maintenance of class – rooms and 25 % of the parents felt that average maintenance of class – rooms.



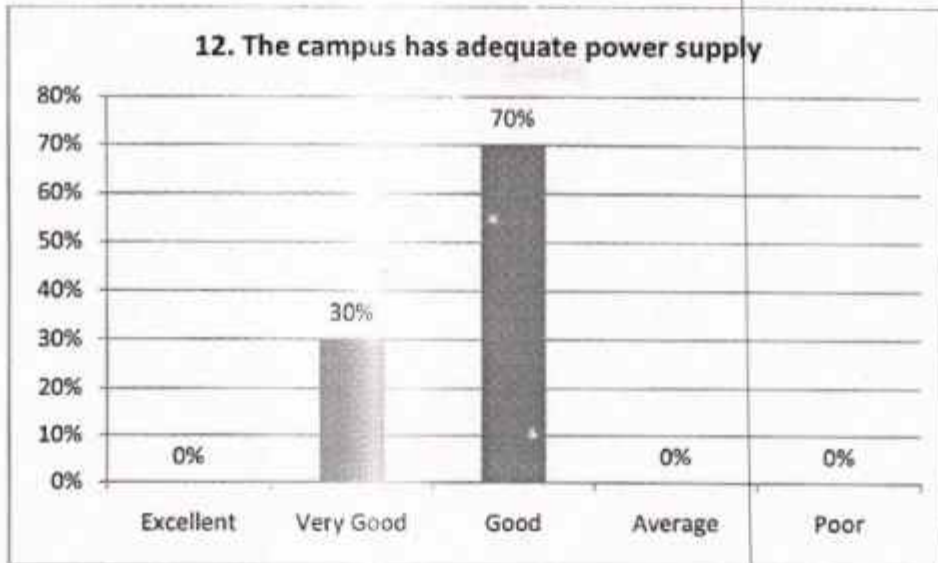
Inference:

Above table showed that 5 % of the parents felt that excellent campus and are green, eco-friendly, 26 % of the parents felt that very good campus and are green, eco-friendly, 42 % of the parents felt that good campus and are green, eco-friendly and 26 % of the parents felt that average campus and are green, eco-friendly.



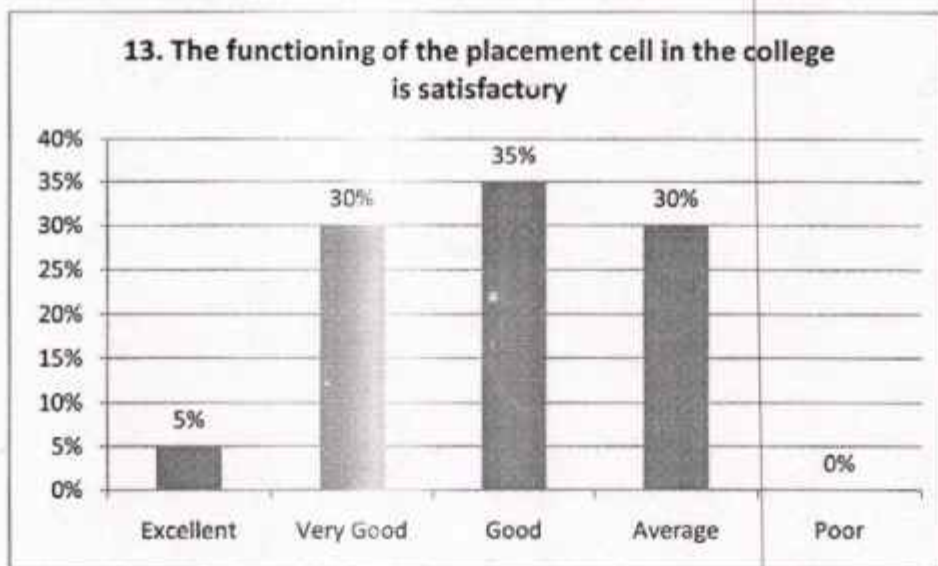
Inference:

Above table showed that 30 % of the parents felt that very good drinking water is available in the college campus, 50 % of the parents felt that good drinking water is available in the college campus and 20 % of the parents felt that average drinking water is available in the college campus.



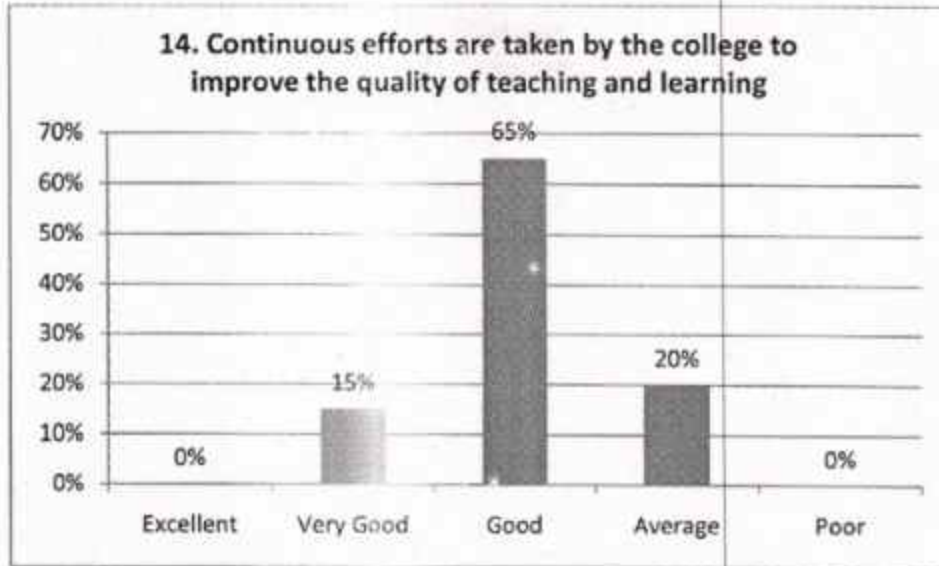
Inference:

Above table showed that 30 % of the parents felt that very good power supply in the campus, and 70 % of the parents felt that good power supply in the campus.



Inference:

Above table showed that 5 % of the parents felt that excellent functioning of placement cell in the college, 30 % of the parents felt that very good functioning of placement cell in the college, 35 % of the parents felt that good functioning of placement cell in the college and 30 % of the parents felt that average functioning of placement cell in the college.



Inference:

Above table showed that 15 % of the parents felt that very good improvement in the quality of teaching and learning, 65 % of the parents felt that good improvement in the quality of teaching and learning and 20% of the parents felt that average improvement in the quality of teaching and learning.

ACTION TAKEN:

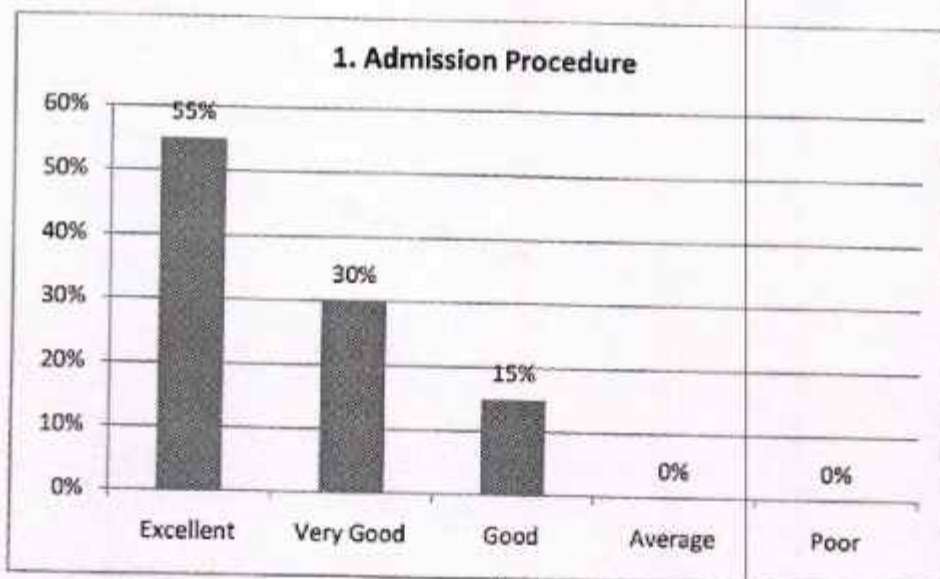
Based on the above analysis the parents feedback were excellent and very good. So our college sustain the same and improve based on the need.

HOD

PG Department of Commerce (CA)
KMG College of Arts and Science,
Gudiyattam - 635 803, Vellore Dist.

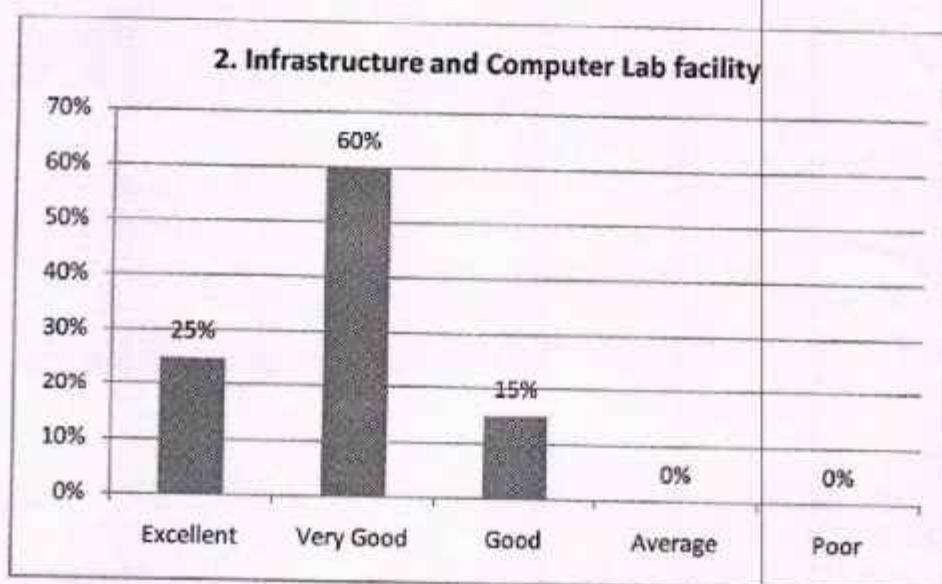
PRINCIPAL
K.M.G. COLLEGE OF ARTS & SCIENCE
GUDIYATTAM - 635 803

KMG COLLEGE OF ARTS AND SCIENCE
PG AND RESEARCH DEPARTMENT OF CHEMISTRY
PARENTS FEEDBACK ANALYSIS -2017-2018



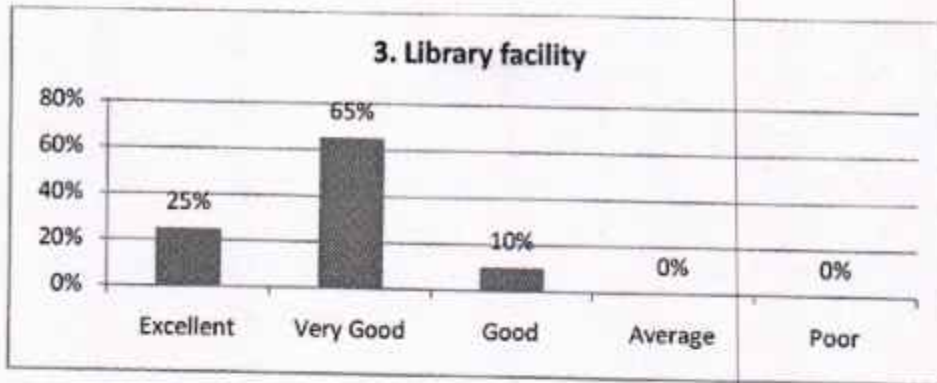
Inference:

The Bar diagram showed that Parent feedback Analysis for the Admission procedure 55% Excellent 30% very good and 15% Good.



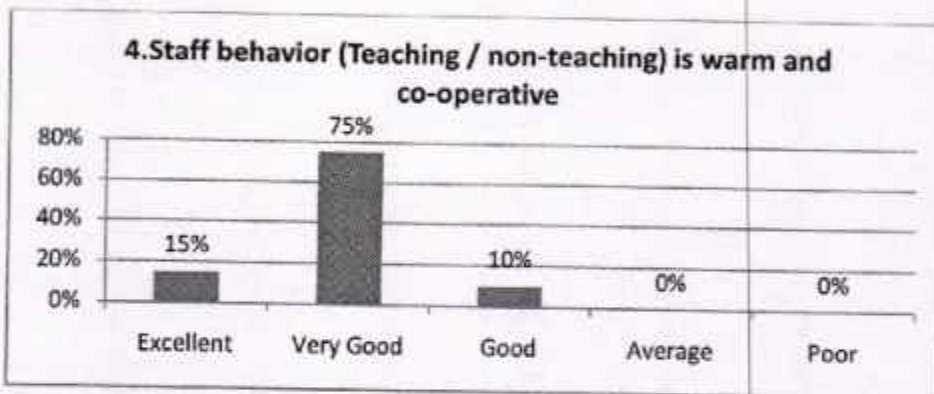
Inference:

The Bar Diagram showed that Parent feedback Analysis for the infrastructure and computer Lab Facility 25% Excellent 60% very good and 15% Good.



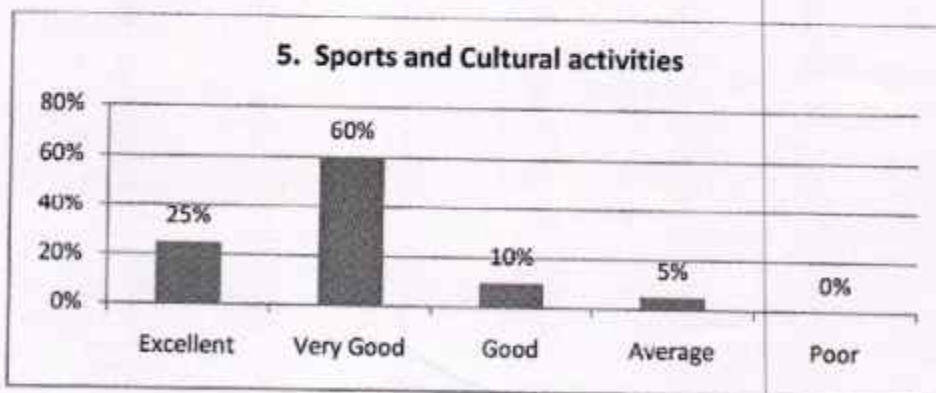
Inference:

The Bar Diagram showed that Parent feedback Analysis for the library Facility 25% Excellent 65% very good and 10% Good.



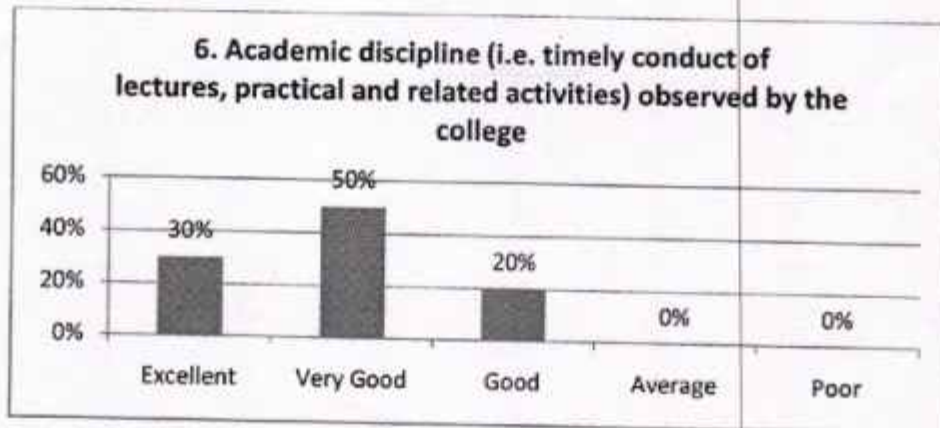
Inference:

The Bar Diagram showed that Parent feedback Analysis for the staff behavior was 15% Excellent 75% very good and 10% Good.




Inference:

The Bar Diagram showed that Parent feedback Analysis for the sports and cultural activities in our college was 25% Excellent 60% very good and 10% Good.




Inference:

The Bar Diagram showed that Parent feedback Analysis for the college discipline was 30% Excellent 50% very good and 20% Good.



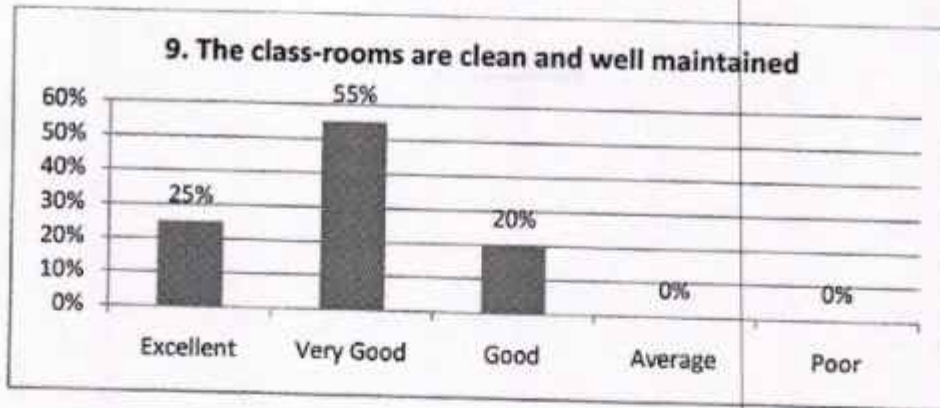
Inference:

The Bar Diagram showed that Parent feedback Analysis for the syllabus is need based was 20% Excellent 50% very good and 30% Good.



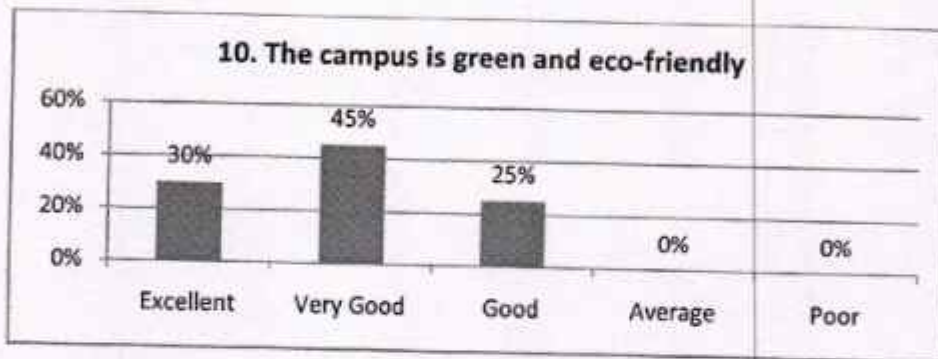
Inference:

The Bar Diagram showed that Parent feedback Analysis for the Toilets /washrooms are clean and properly maintained was 30% Excellent 45% very good and 25% Good.



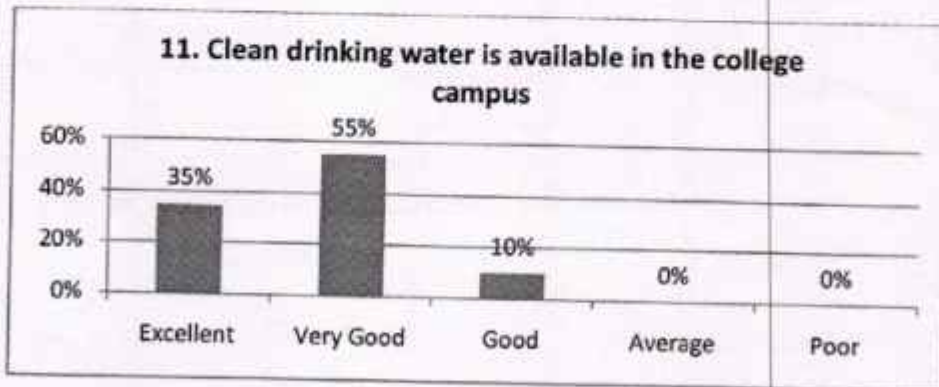
Inference:

The Bar Diagram showed that Parent feedback Analysis for the the class-rooms are clean and well maintained was 25% Excellent 55% very good and 20% Good.



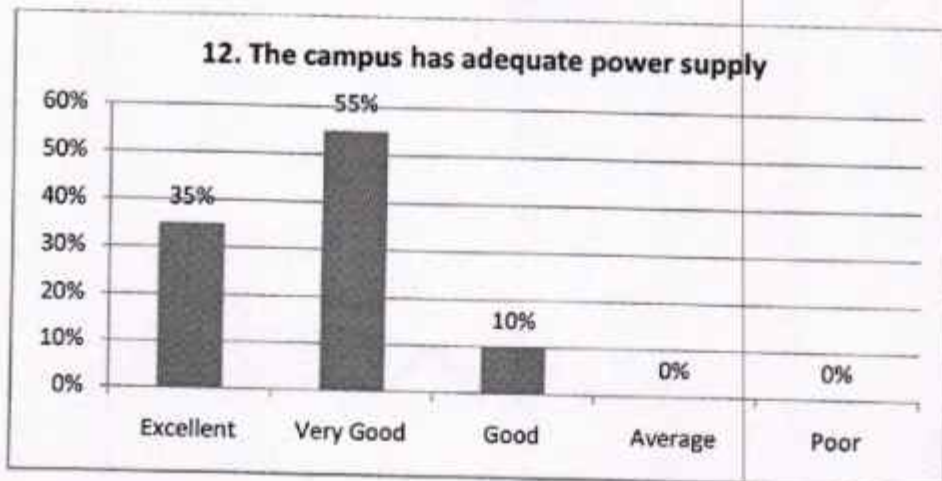
Inference:

The Bar Diagram showed that Parent feedback Analysis for the campus is green and eco-friendly maintained was 45% Excellent 30% very good and 25% Good.



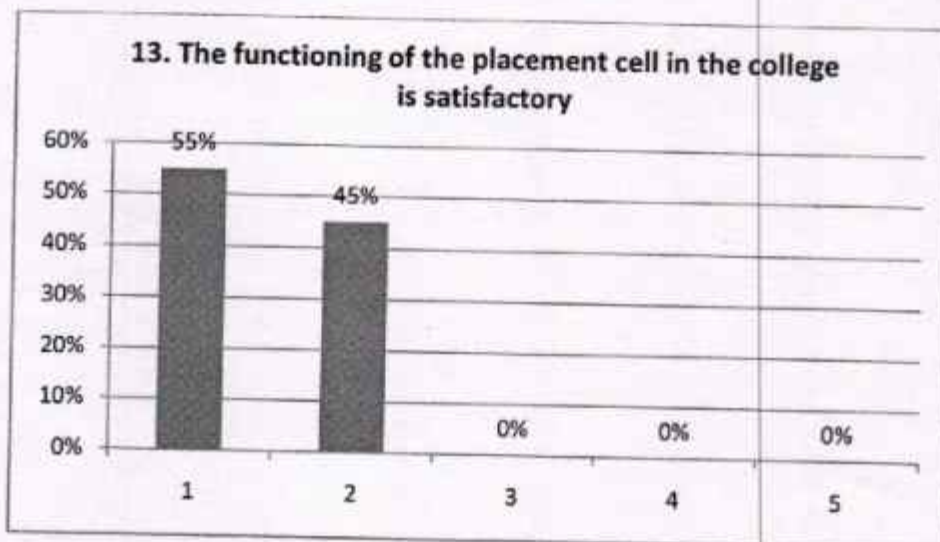
Inference:

The Bar Diagram showed that Parent feedback Analysis for the Clean drinking water is available in the college campus was 35% Excellent 55% very good and 10% Good.



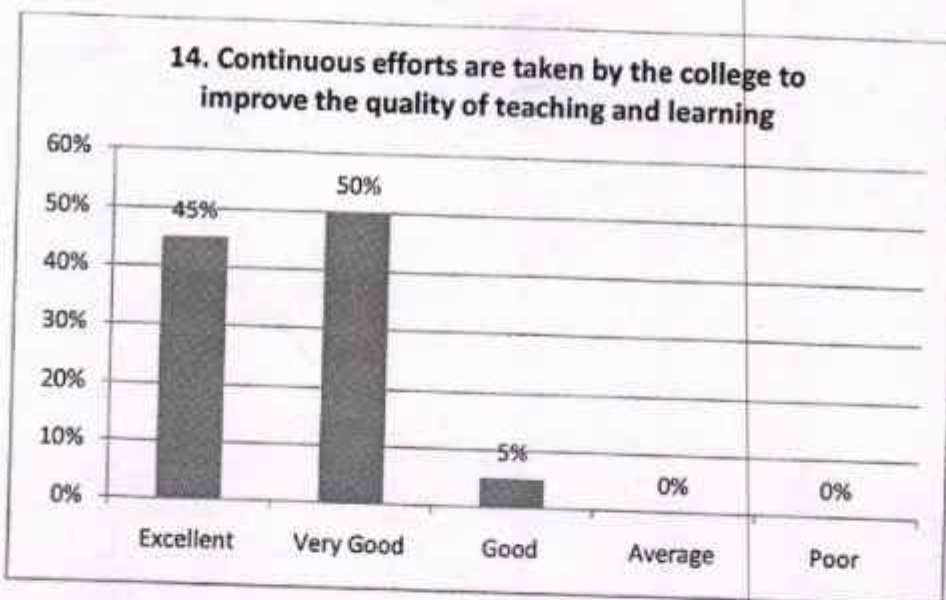
Inference:

The Bar Diagram showed that Parent feedback Analysis for the campus has adequate power supply was 35% Excellent 55% very good and 10% Good.



Inference:

The Bar Diagram showed that Parent feedback Analysis for the functioning of the placement cell in the college is satisfactory was 55% Excellent and 45% very good



Inference:

The Bar Diagram showed that Parent feedback Analysis for the Continuous efforts are taken by the college to improve the quality of teaching and learning was 45% Excellent 50% very good and 5% Good.

Action Taken:

Based on the above analysis it is concluded that the Parent feedback were excellent in the majority of the questions. So we follow the same and try to development the same on the need base.

M. P. Ravalanni

Head of the Department

HOD

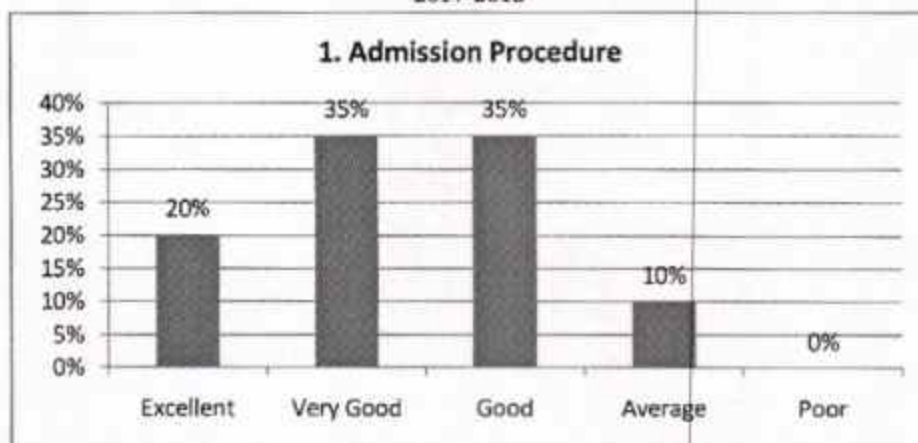
PG & RESEARCH DEPARTMENT OF CHEMISTRY
K.M.G. COLLEGE OF ARTS & SCIENCE

Principal

PRINCIPAL

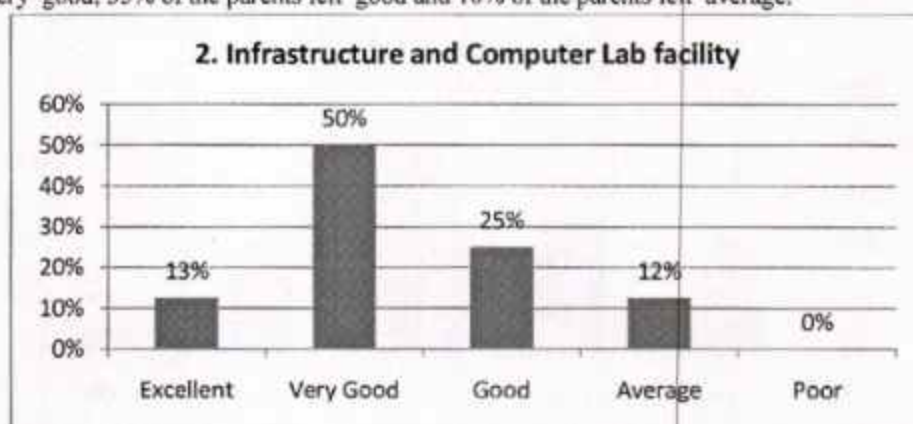
K.M.G. COLLEGE OF ARTS & SCIENCE
GUDIYATTAM - 635 803.

**PARENTS FEEDBACK ANALYSIS
DEPARTMENT OF ENGLISH
2017-2018**



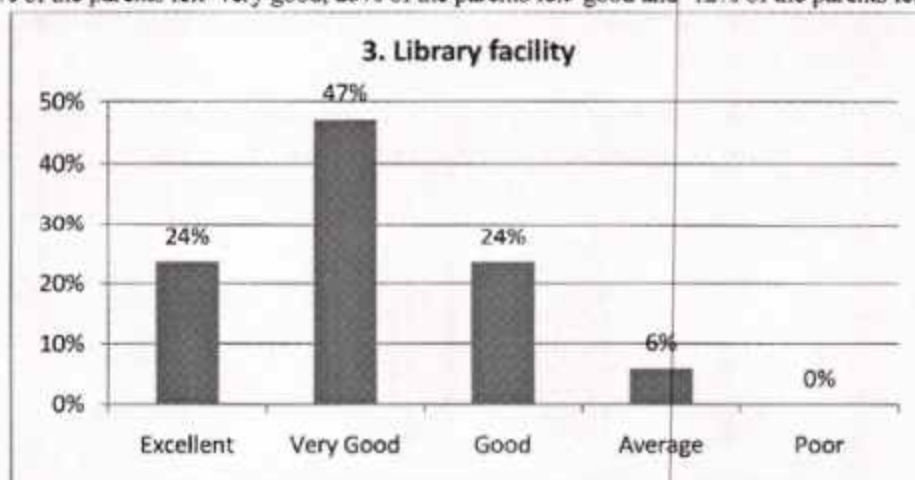
Analysis

The above bar graph showed that 20% of the parents felt that admission procedure are excellent, 35% of the parents felt very good, 35% of the parents felt good and 10% of the parents felt average.



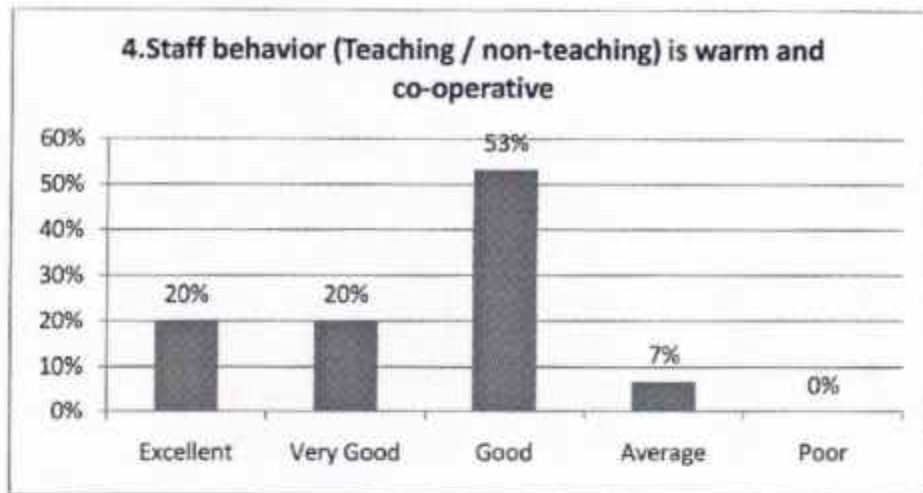
Analysis

The above bar graph showed that 13% of the parents felt that infrastructure and computer lab facility are excellent, 50% of the parents felt very good, 25% of the parents felt good and 12% of the parents felt average.



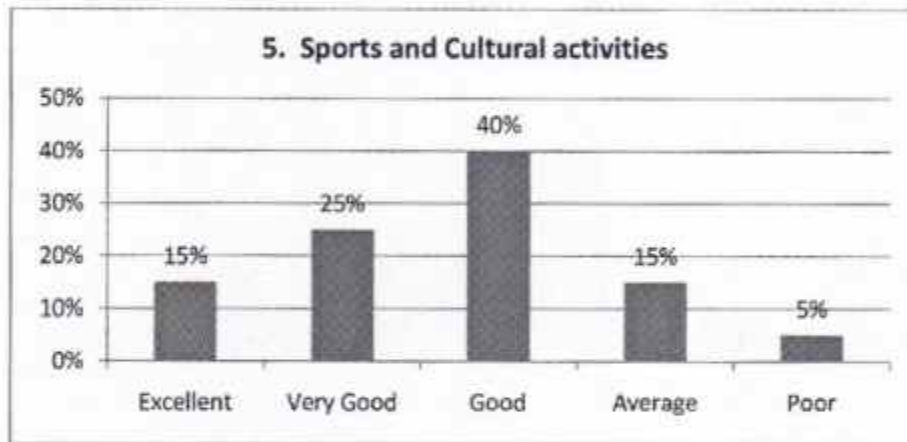
Analysis

The above bar graph showed that 24% of the parents felt library facility is excellent, 47% of the parents felt very good, 24% of the parents felt good and 6% of the parents felt average.



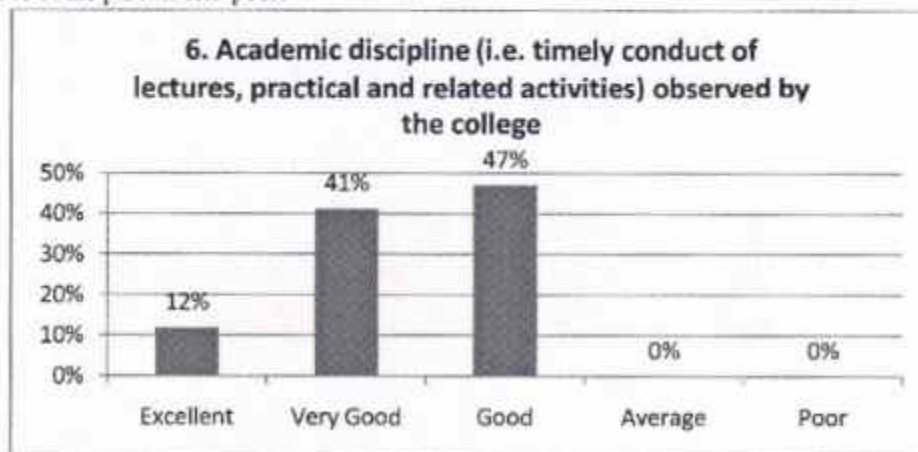
Analysis

The above bar graph showed that 20% of the parents felt staff behavior (Teaching / Non Teaching) is warm and co-operative are excellent, 20% of the parents felt very good, 53% of the parents felt good and 7% of the parents felt average.



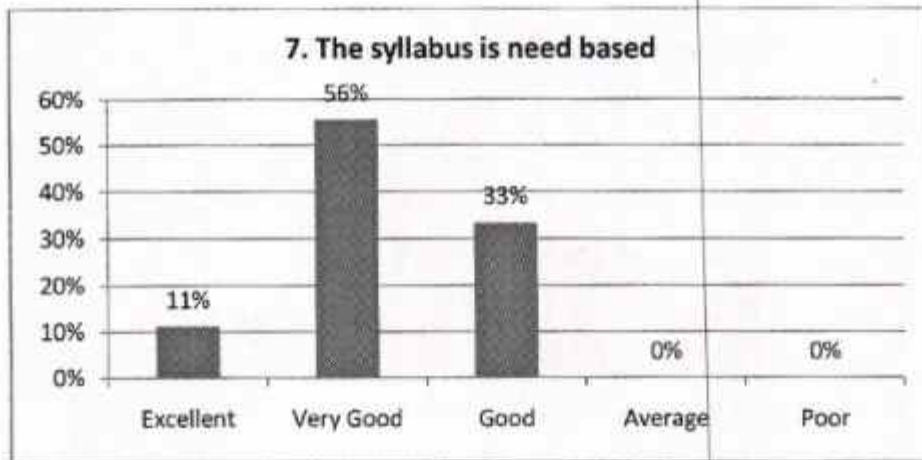
Analysis

The above bar graph showed that 15% of the parents felt sports and cultural activities are excellent, 25% of the parents felt very good, 40% of the parents felt good, 5% of the parents felt average, 15% of the parents felt average and 5% of the parents felt poor.



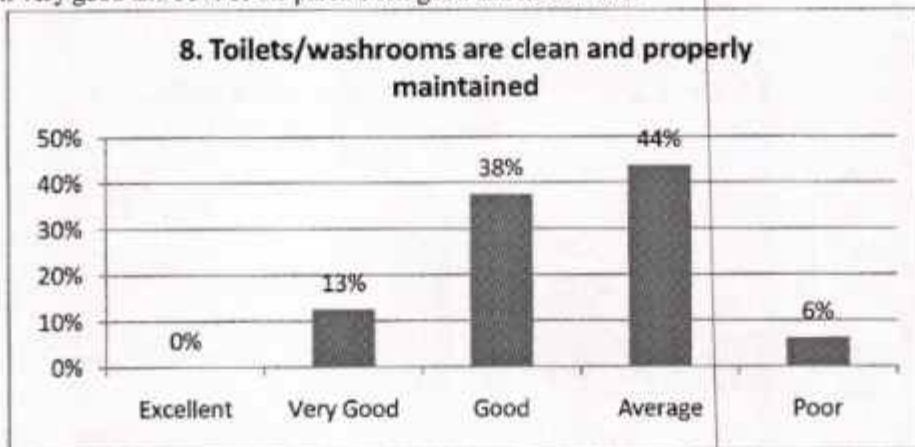
Analysis

The above bar graph showed that 12% of the parents felt that academic discipline observed by the college are excellent, 41% of the parents felt very good and 47% of the parents felt good.



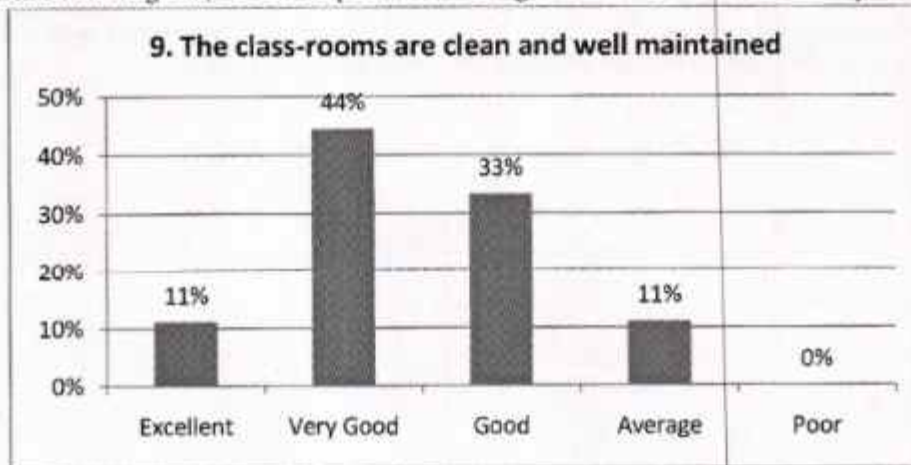
Analysis

The above bar graph showed that 11% of the Parents felt that syllabus are excellent and need based, 56% of the parents felt very good and 33% of the parents felt good and need based.



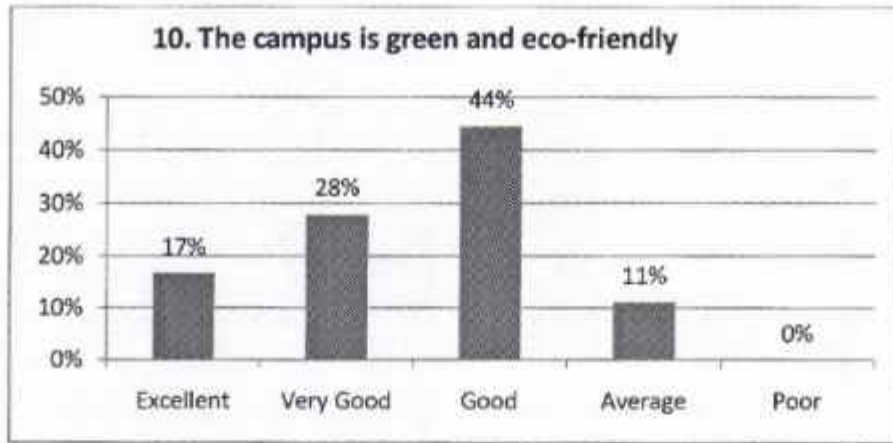
Analysis

The above bar graph showed that 13% of the Parents felt that very good maintenance of toilet and washroom, 38% of the parents felt that good, 44% of the parents felt average and washroom and 6% of the parents felt poor.



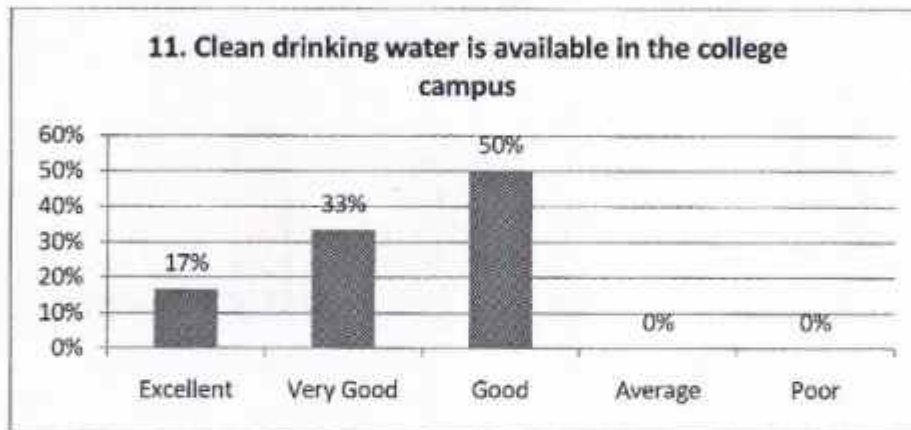
Analysis

The above bar graph showed that 11% of the Parents felt that excellent maintenance of classrooms, 44% of the parents felt very good, 33% of the parents felt good and 11% of the parents felt average.



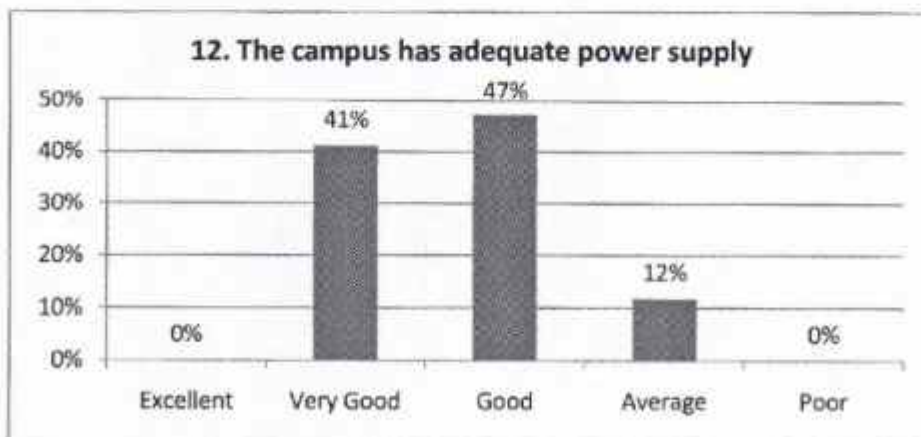
Analysis

The above bar graph showed that 17% of the Parents felt that excellent campus with green and eco-friendly, 28% of the parents felt very good, 44% of the parents felt good and 11% of the parents felt average.



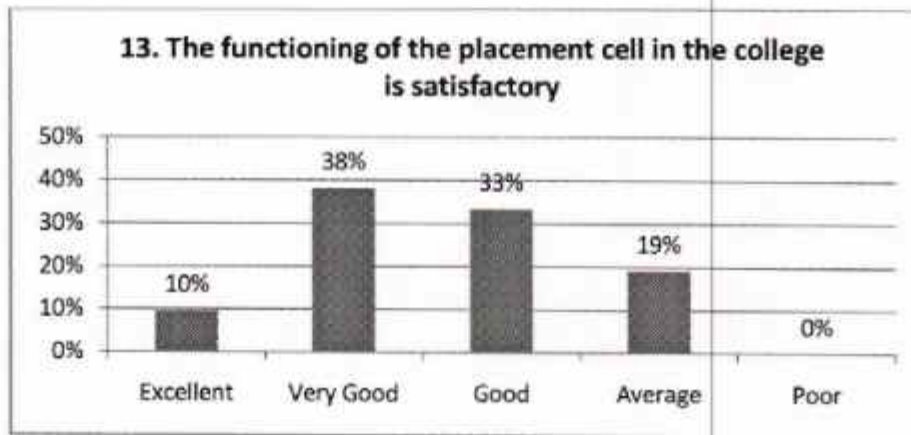
Analysis

The above bar graph showed that 17% of the Parents felt that excellent clean drinking water available in the college campus, 33% of the parents felt very good and 50% of the parents felt good.



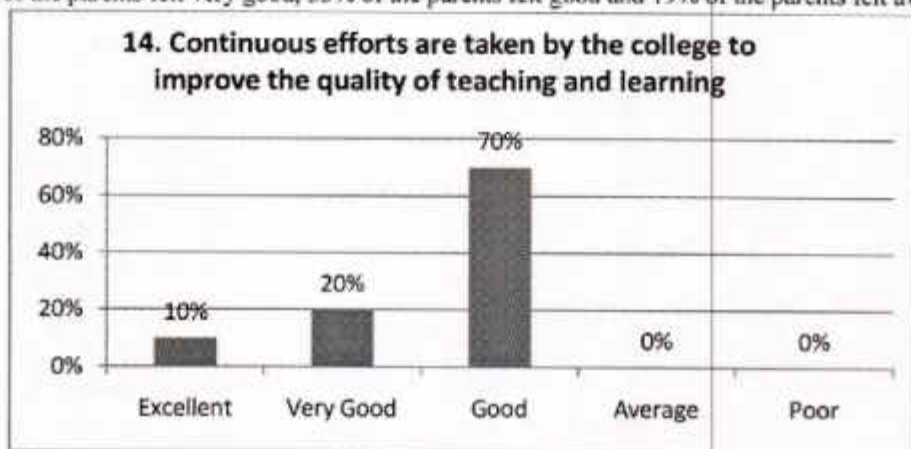
Analysis

The above bar graph showed that 41% of the Parents felt that very good power supply in the college campus, 47% of the parents felt good and 12% of the parents felt average.



Analysis

The above bar graph showed that 10% of the Parents felt that excellent functioning of placement cell in the college, 38% of the parents felt very good, 33% of the parents felt good and 19% of the parents felt average.



Analysis

The above bar graph showed that 10% of the Parents felt that excellent improvement of in the quality of teaching and learning, 20% of the parents felt very good and 70% of the parents felt good.

ACTION TAKEN:

Majority of the Parent's responses are Favorable and the department should maintain the same for the coming years and also improve some facilities based on the needs of the parent.

For HoD
HOD

HEAD OF THE DEPARTMENT
PG DEPARTMENT OF ENGLISH
K.M.G. COLLEGE OF ARTS & SCIENCE
GUDIYATTAM - 635 803

[Signature]
PRINCIPAL

PRINCIPAL
K.M.G. COLLEGE OF ARTS & SCIENCE
GUDIYATTAM - 635 803.

K.M.G.COLLEGE OF ARTS & SCIENCE, GUDIYATTAM-635803.

DEPARTMENT OF MATHEMATICS

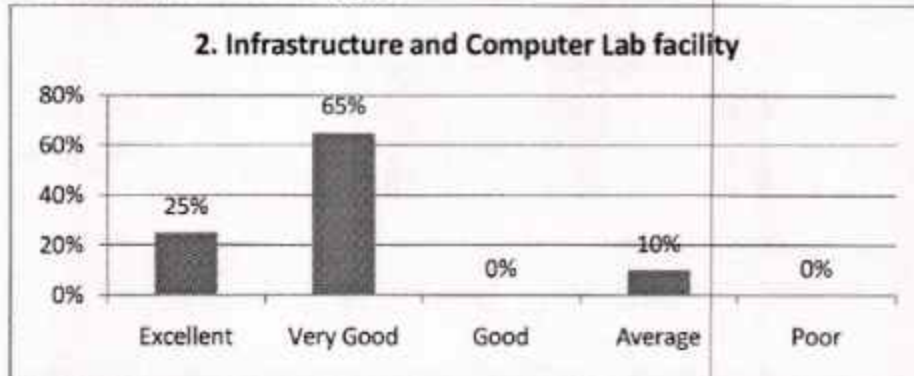
PARENTS FEEDBACK ANALYSIS

2017-2018



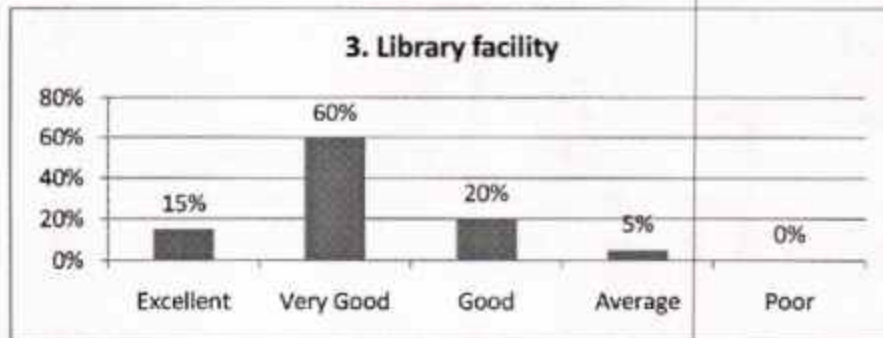
Analysis:

The above bar graph showed that 45% of the parents felt that admission procedures are excellent and 55% of the parents felt very good.



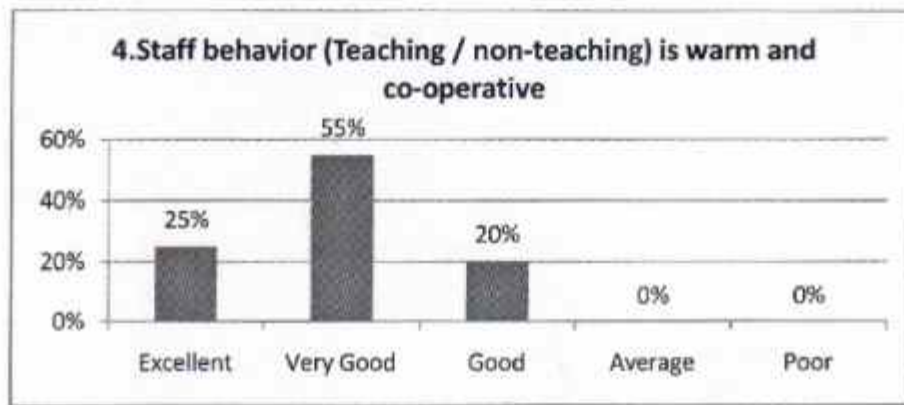
Analysis:

The above bar graph showed that 25% of the parents felt that infrastructure and Computer lab facilities are excellent, 65% of the parents felt very good and 10% of the parents felt average.



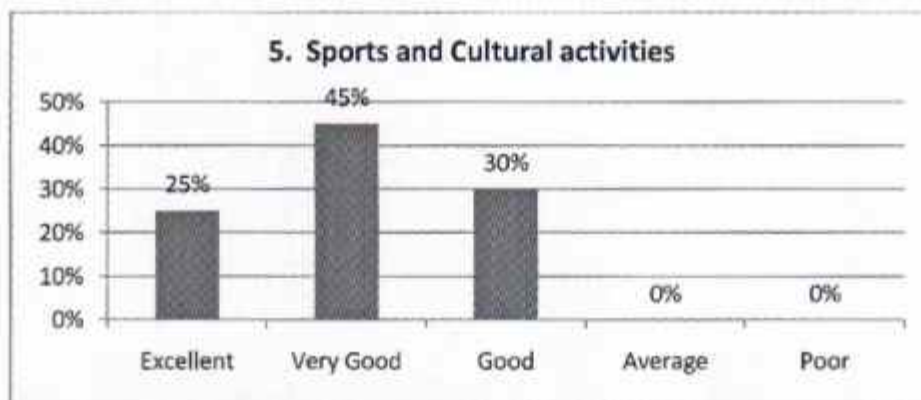
Analysis:

The above bar graph showed that 15% of the parents felt that Library facilities are excellent, 60% of the parents felt very good, 20% of the parents felt good and 5% of the parents felt average.



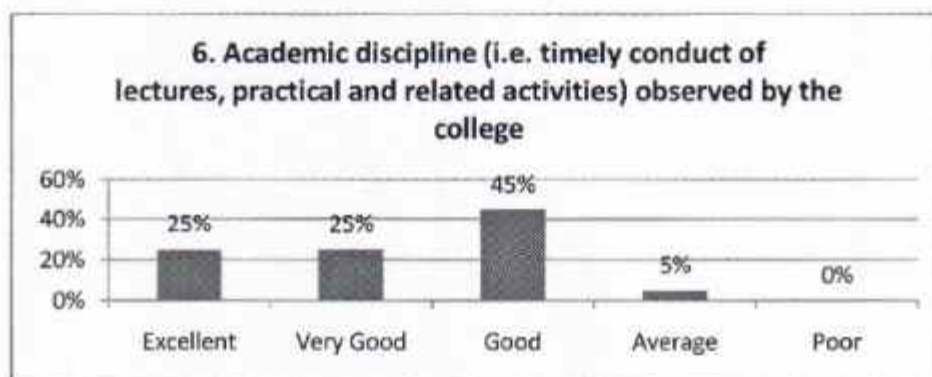
Analysis:

The above bar graph showed that 25% of the parents felt that Staff member's behaviors are excellent, 55% of the parents felt very good and 20% of the parents felt good.



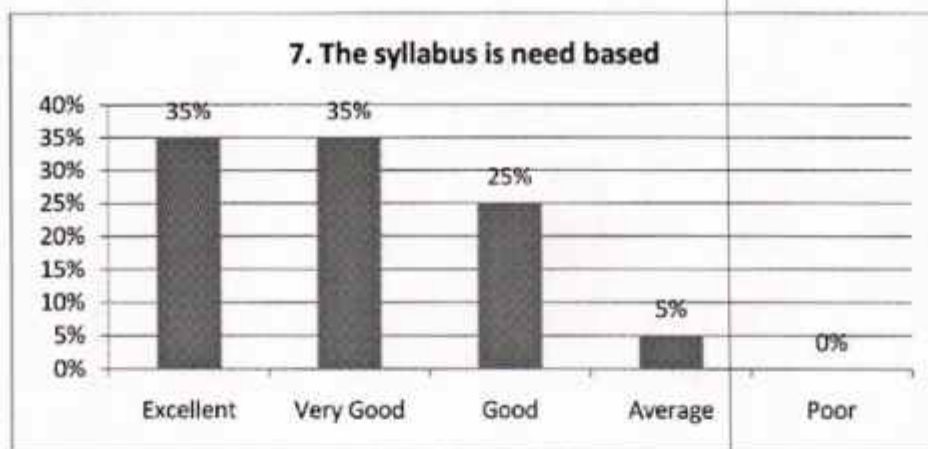
Analysis:

The above bar graph showed that 25% of the parents felt that Sports and Cultural activities are excellent, 45% of the parents felt very good and 30% of the parents felt good.



Analysis:

The above bar graph showed that 25% of the parents felt that Academic discipline observed by the college are excellent, 25% of the parents felt very good , 45% of the parents felt good and 5% of the parents felt average .



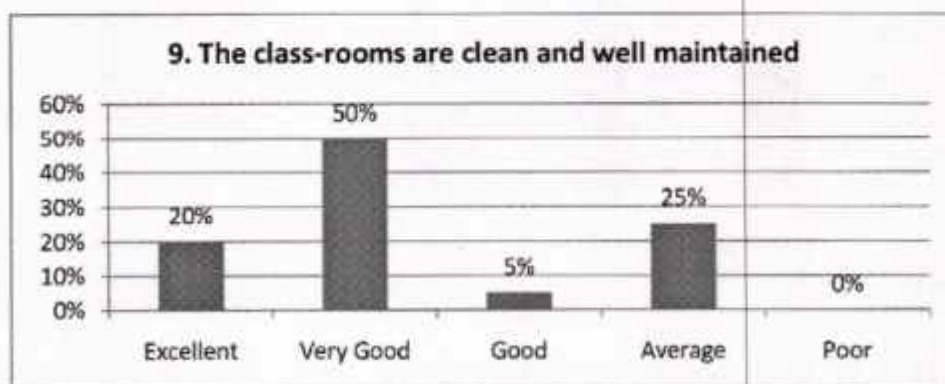
Analysis:

The above bar graph showed that 35% of the parents felt that the syllabus is need based are excellent, 35% of the parents felt very good, 25% of the parents felt good and 5% of the parents felt average.



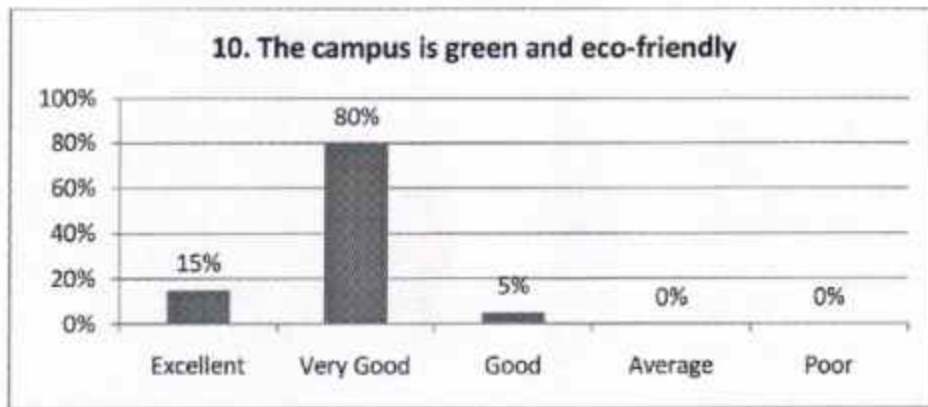
Analysis:

The above bar graph showed that 10% of the parents felt that toilet facilities are very good, 5% of the parents felt good, 40% of the parents felt average and 45% of the parents felt poor.



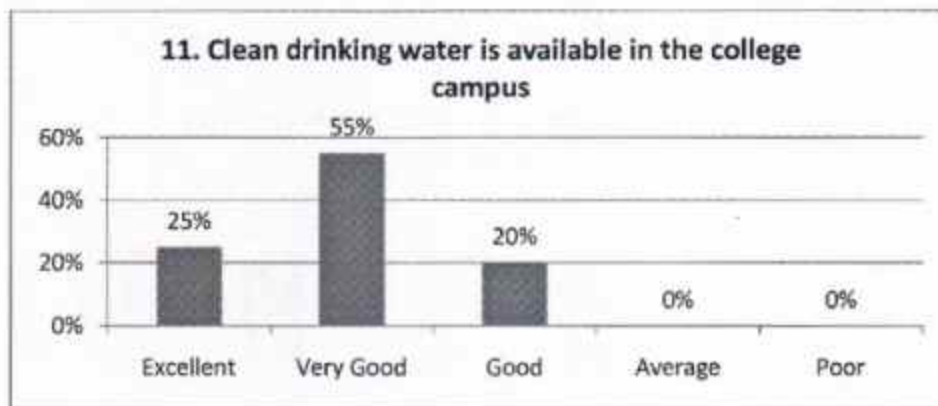
Analysis:

The above bar graph showed that 20% of the parents felt that class rooms facilities are excellent, 50% of the parents felt very good, 5% of the parents felt good and 25% of the parents felt average.



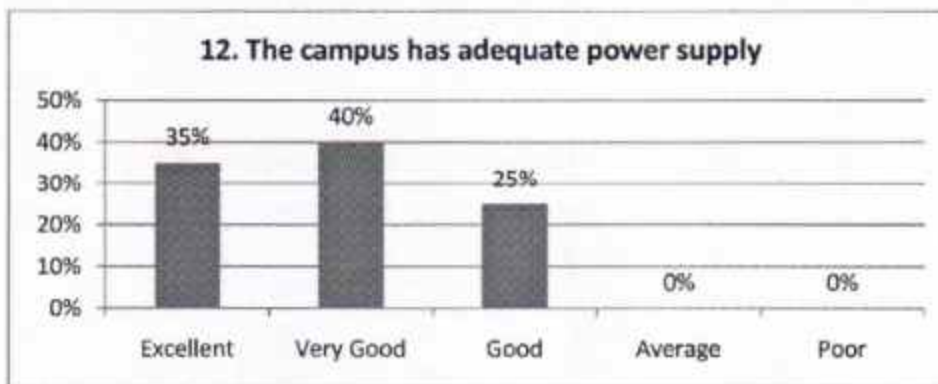
Analysis:

The above bar graph showed that 15% of the parents felt that the campus is green and eco-friendly are excellent, 80% of the parents felt very good and 5% of the parents felt good.



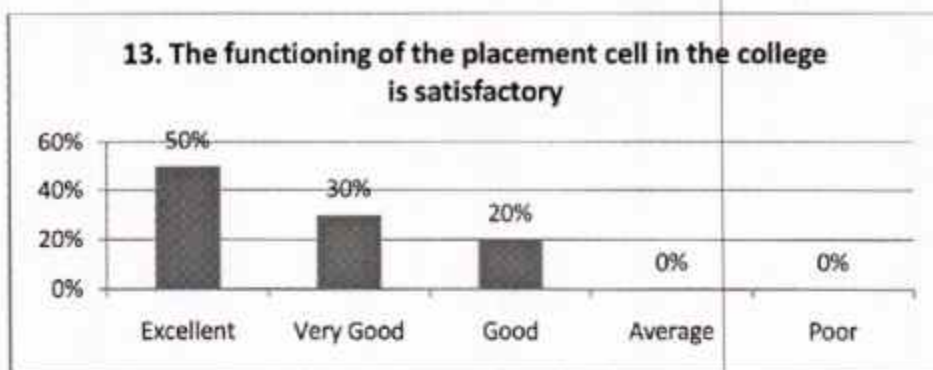
Analysis:

The above bar graph showed that 25% of the parents felt that Clean drinking water is available in the college campus are excellent, 55% of the parents felt very good and 20% of the parents felt good.



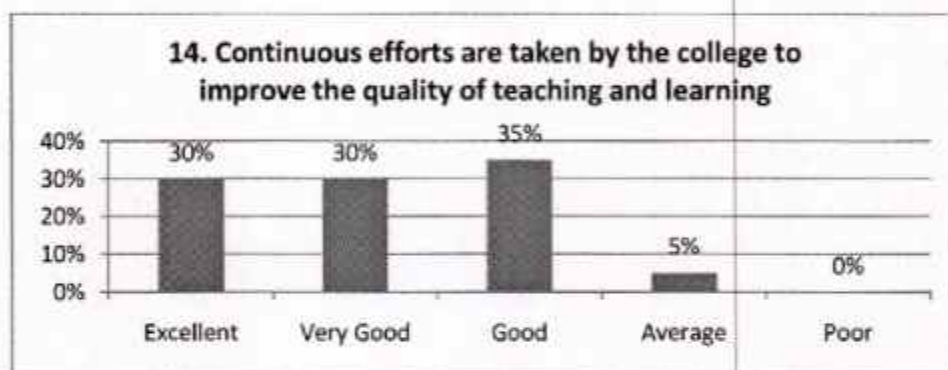
Analysis:

The above bar graph showed that 35% of the parents felt that the campus has adequate power supply is excellent, 40% of the parents felt very good and 25% of the parents felt good.



Analysis:

The above bar graph showed that 50% of the parents felt that the placement cell facilities are excellent, 30% of the parents felt very good and 20% of the parents felt good.



Analysis:

The above bar graph showed that 30% of the parents felt that Continuous efforts are taken by the college to improve the quality of teaching and learning are excellent, 30% of the parents felt very good, 35% of the parents felt good and 5% of the parents felt average.

ACTION TAKEN:

Majority of the Parents responses are Favorable and the department should maintain the same for the coming years and also improve some facilities based on the needs of the parents.

Based on the feedback and the action taken are illustrated in the following table.

S.No	FEEDBACK	ACTION TAKEN
1.	Toilets/washrooms are clean and properly maintained is required	Resolving this problems in coming days

[Signature]
Head of the Department

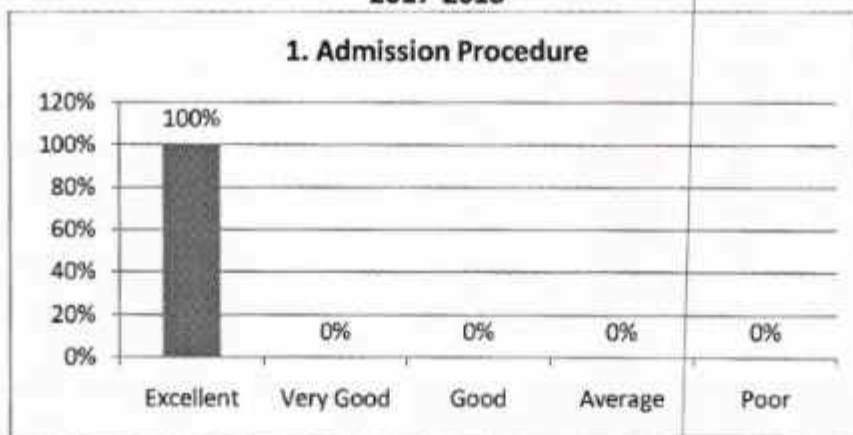
HOD

PG & RESEARCH DEPARTMENT OF MATHEMATICS
K.M.G. COLLEGE OF ARTS & SCIENCE

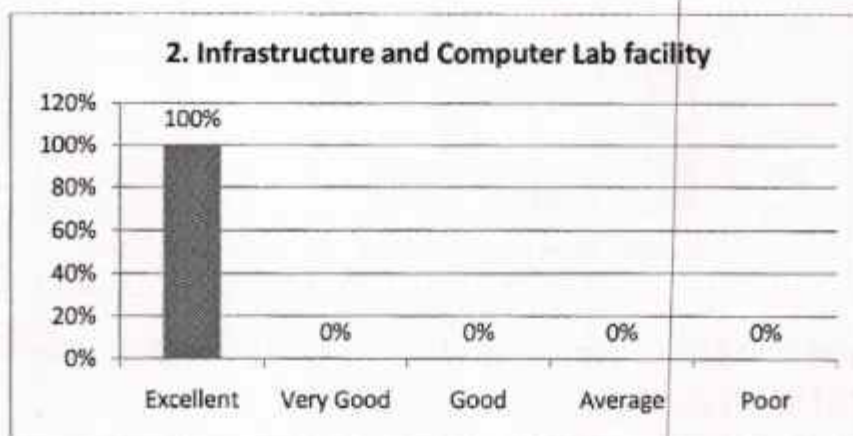
[Signature]
Principal
PRINCIPAL

K.M.G. COLLEGE OF ARTS & SCIENCE
GUDIYATTAM - 635 803.

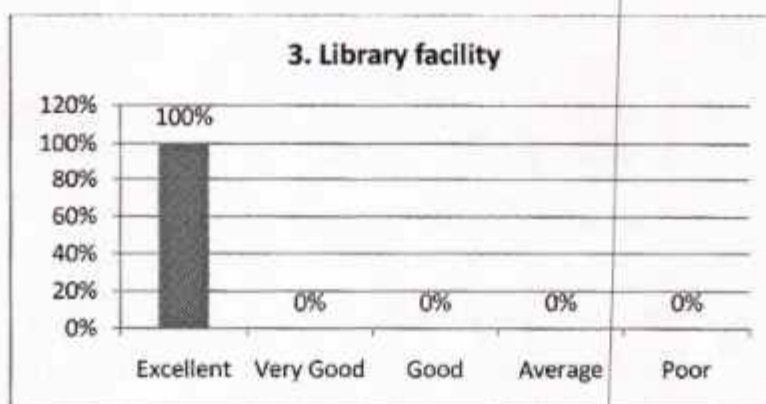
**DEPARTMENT OF BCA
PARENTS FEEDBACK ANALYSIS
2017-2018**



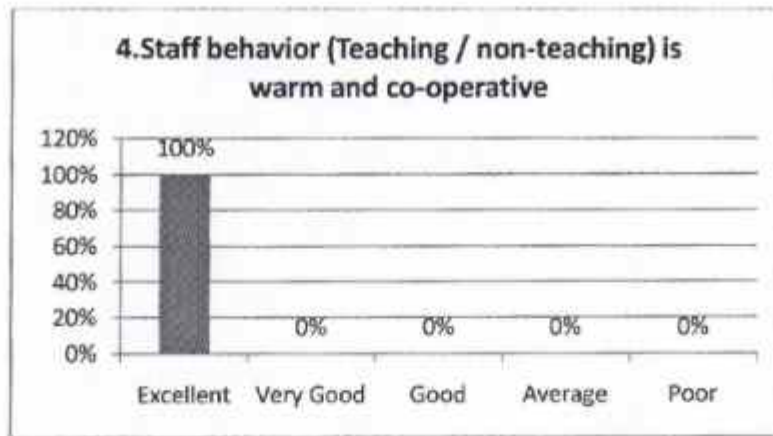
The results shows that 100% of respondents felt that admission procedure were excellent.



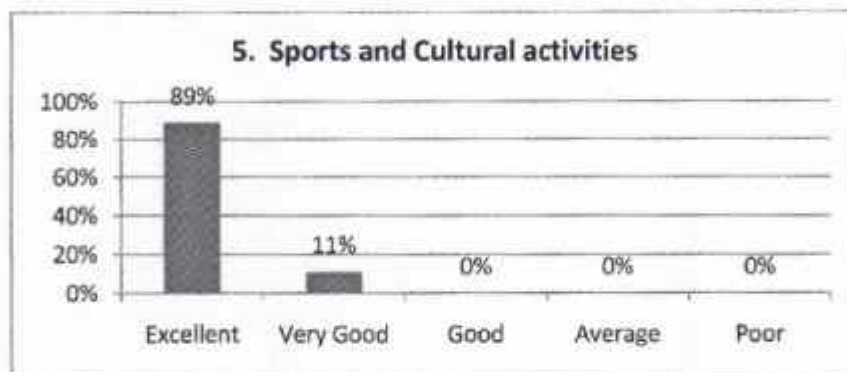
The results shows that 100% of respondents felt that infrastructure and computer lab facility were excellent.



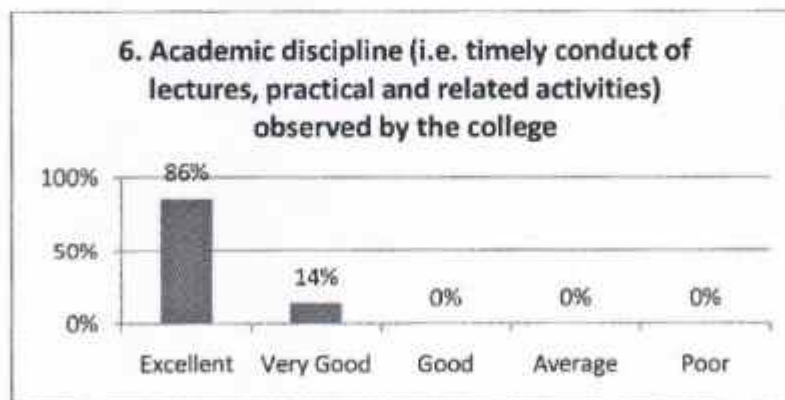
The results shows that 100% of respondents felt that library facility were excellent.



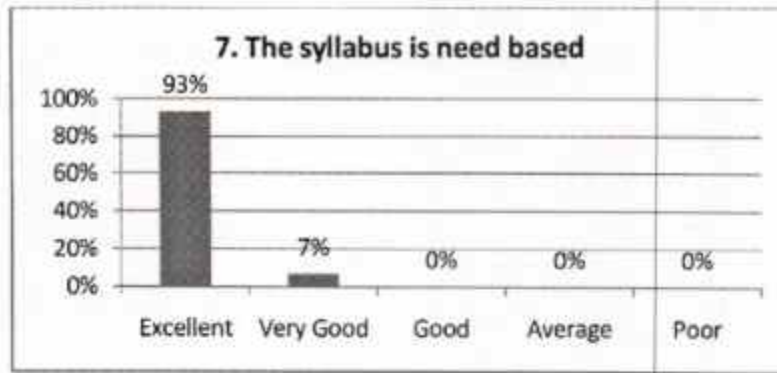
The result shows that 100% of respondents felt that staff behavior (teaching/non-teaching) is warm and co-operative were excellent.



The result shows that 89% of respondents felt that sports & cultural activities were excellent and 11% very good.



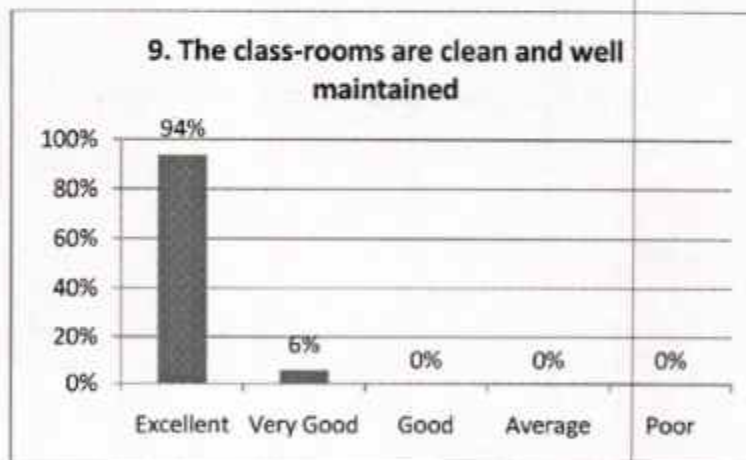
The result shows that 86% of respondents felt that Academic discipline (i.e. timely conduct of lectures, practical and related activities) observed by the college were excellent and 14% very good.



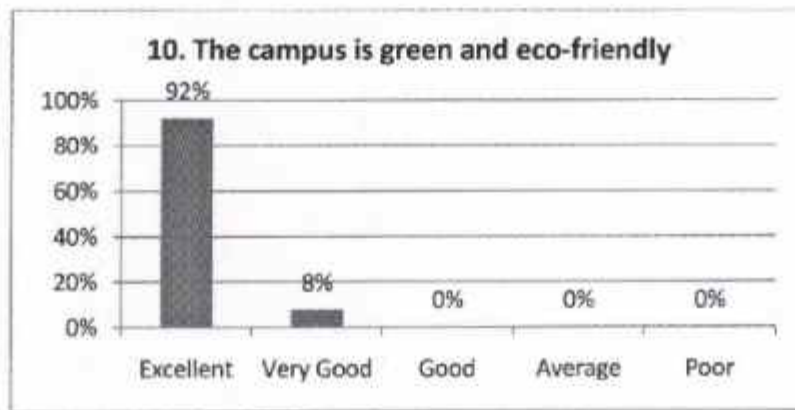
The result shows that 93% of respondents felt that the syllabus is need based were excellent and 7% very good.



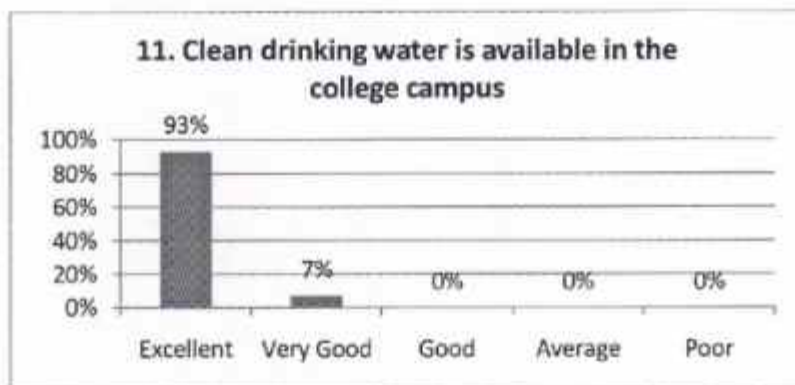
The result shows that 42% of respondents felt that toilets/washrooms are clean and properly maintained were excellent and 58% very good.



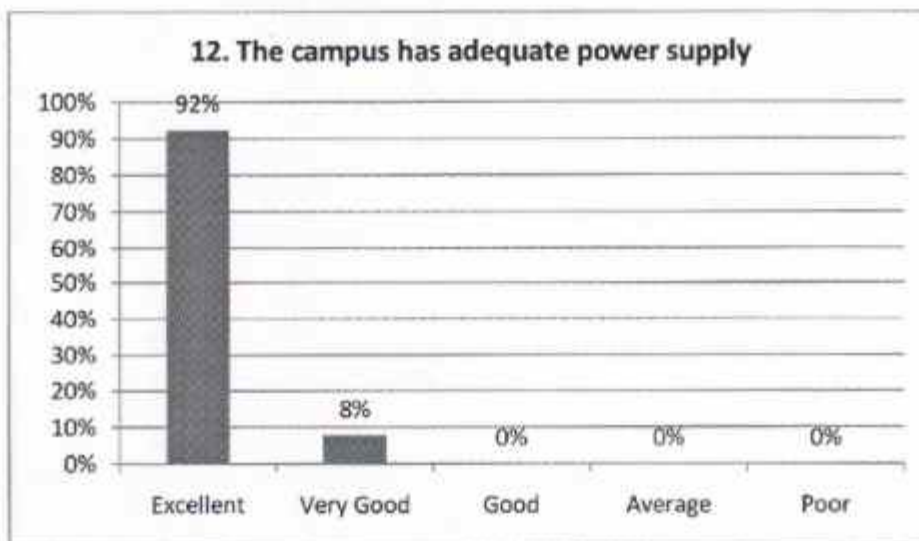
The result shows that 94% of respondents felt that the class-rooms are clean and well maintained were excellent and 6% very good.



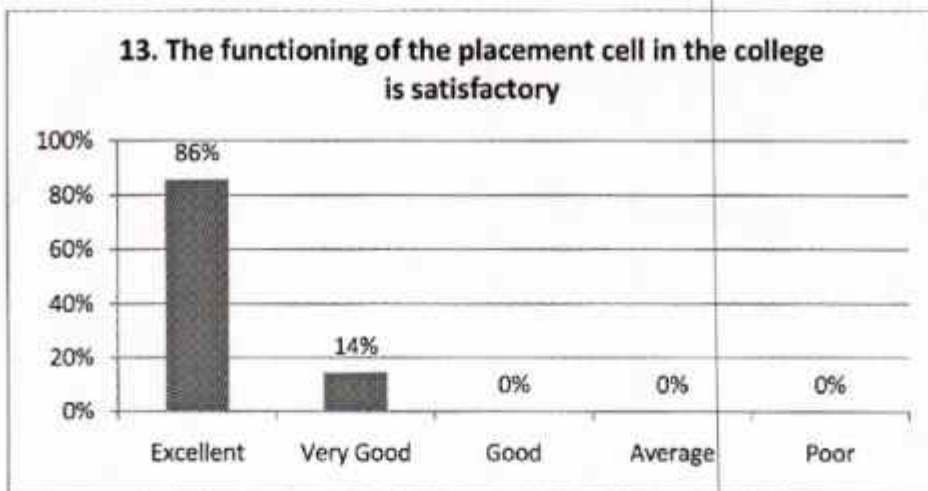
The result shows that 92% of respondents felt that the campus is green and eco-friendly were excellent and 8% very good.



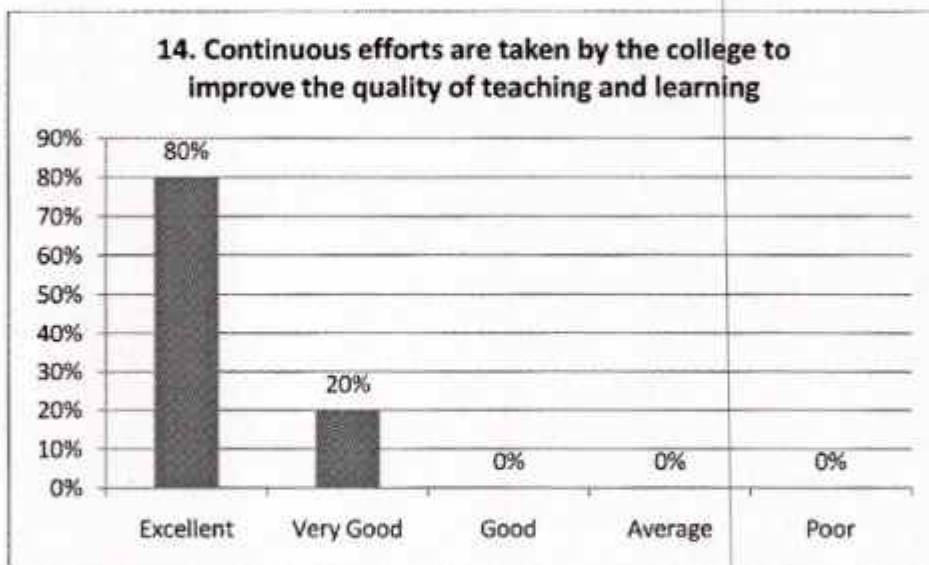
The result shows that 93% of respondents felt that clean drinking water is available in the college campus were excellent and 7% very good.



The result shows that 92% of respondents felt that the campus has adequate power supply were excellent and 8% very good.



The result shows that 86% of respondents felt that the functioning of the placement cell in the college is satisfactory were excellent and 14% very good.



The result shows that 80% of respondents felt continuous efforts are taken by the college to improve the quality of teaching and learning were excellent and 20% very good.

Action Taken:

We have received good response in all parameters. We are trying to sustain the same.

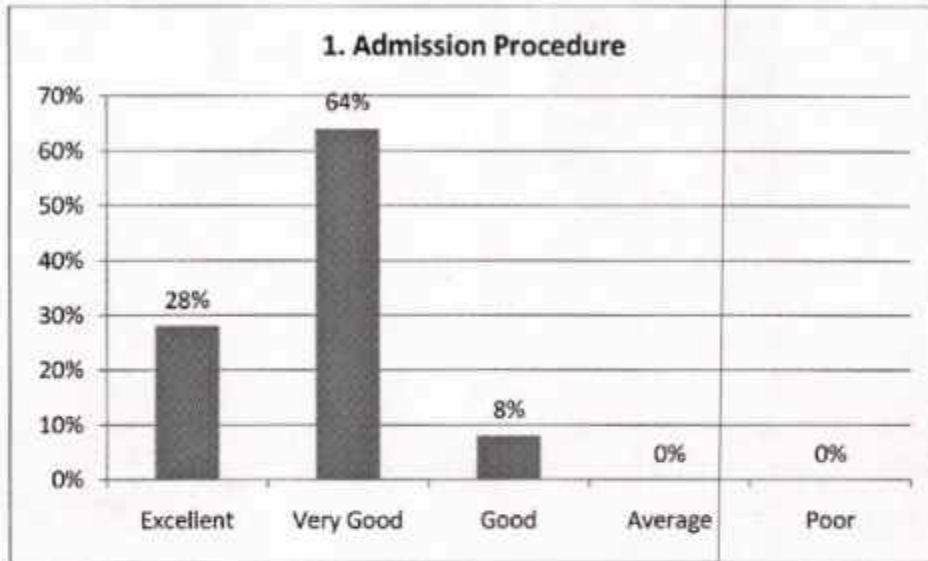
Head of the Department

PAH
 Head Department of Computer Applications
 KMG College of Arts & Science
 Gudiyatham - 635 803 5

[Signature]
 PRINCIPAL
 K.M.G. COLLEGE OF ARTS & SCIENCE
 GUDIYATTAM - 635 803.
 VELLORE DISTRICT.

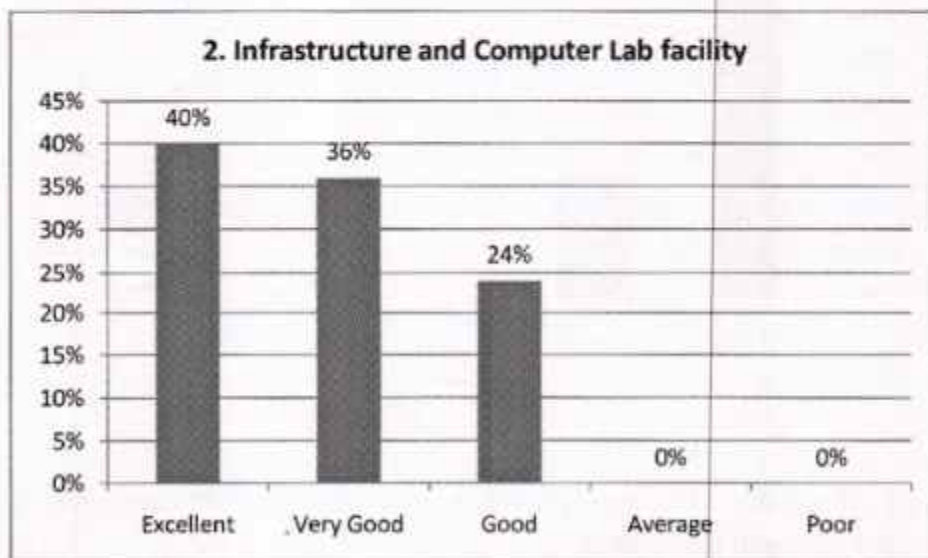
PARENTS FEEDBACK ANALYSIS
DEPARTMENT OF COMPUTER SCIENCE

2017-2018



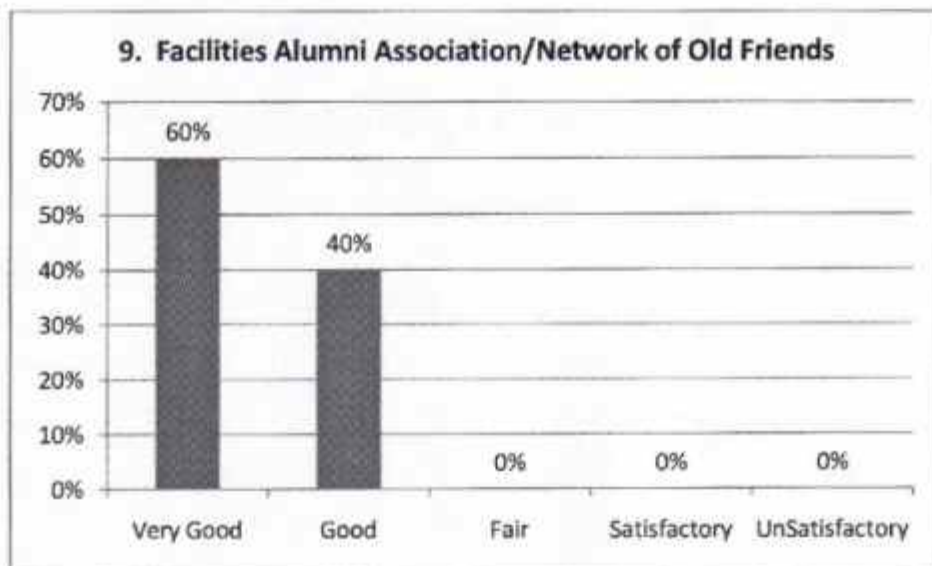
Analysis

The above graph shows that **64%** as respondents have given Very Good, **28%** respondents Excellent and **8%** respondents Good for Admission Procedure .



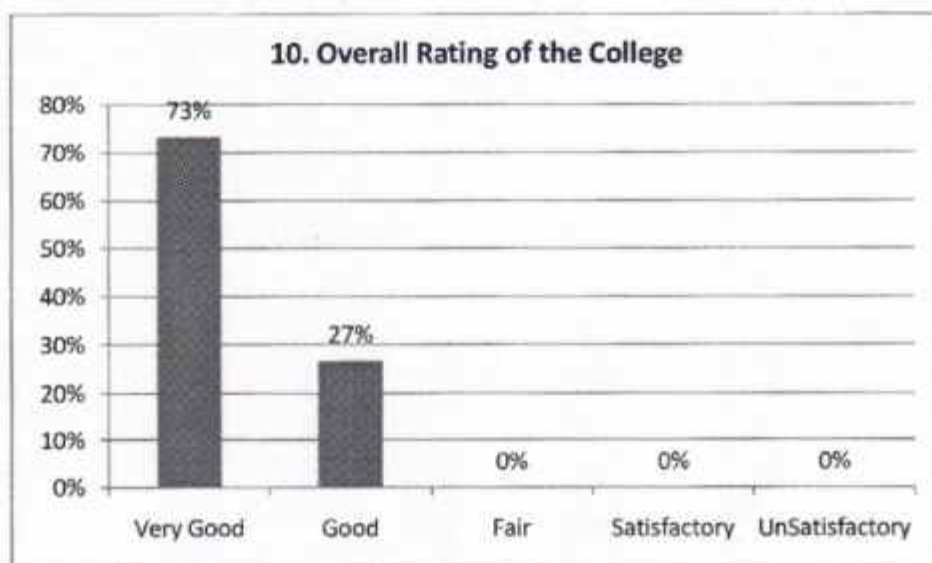
Analysis

The above graph shows that **40%** as respondents have given Excellent ,**36%** respondents Very Good and **24%** respondents Good for Infrastructure and Computer Lab.



Analysis

The above chart shows that **60%** respondents have given Verygood, **40%** respondents have given Good for Facilities Alumni Association/Network of Old Friends.




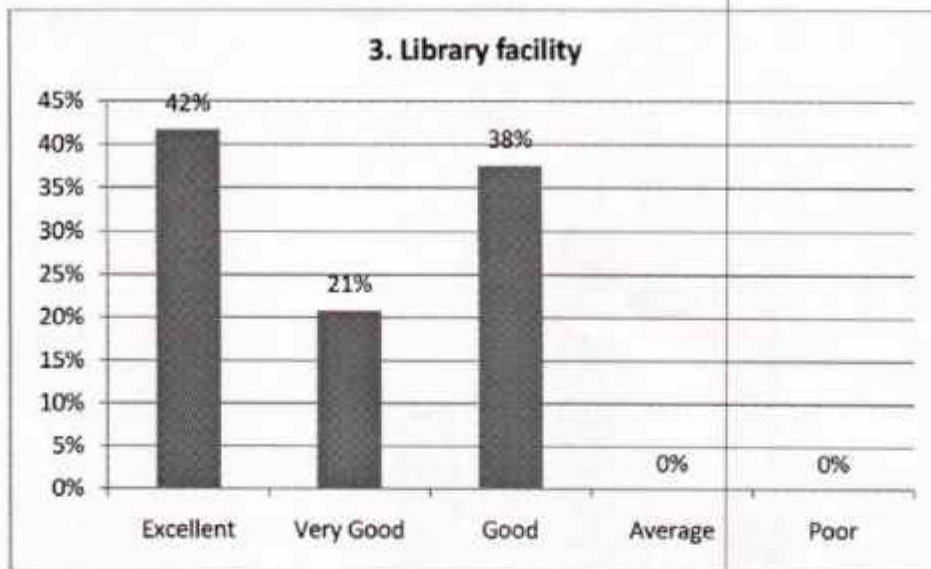
Analysis

The above chart shows that **73%** respondents have given Verygood, **27%** respondents have given Good for Overall Rating of the College.


Head of the Department.

Prof. P DANIEL SUNDARRAJ, M.Sc., M.Phil
Assistant Professor & Head
Department of Computer Science
K.M.G. College of Arts & Science
R. S. Road, Ammanangkuppam
Gudiyattam - 635 803


PRINCIPAL
K.M.G. COLLEGE OF ARTS & SCIENCE
GUDIYATTAM - 635 803.



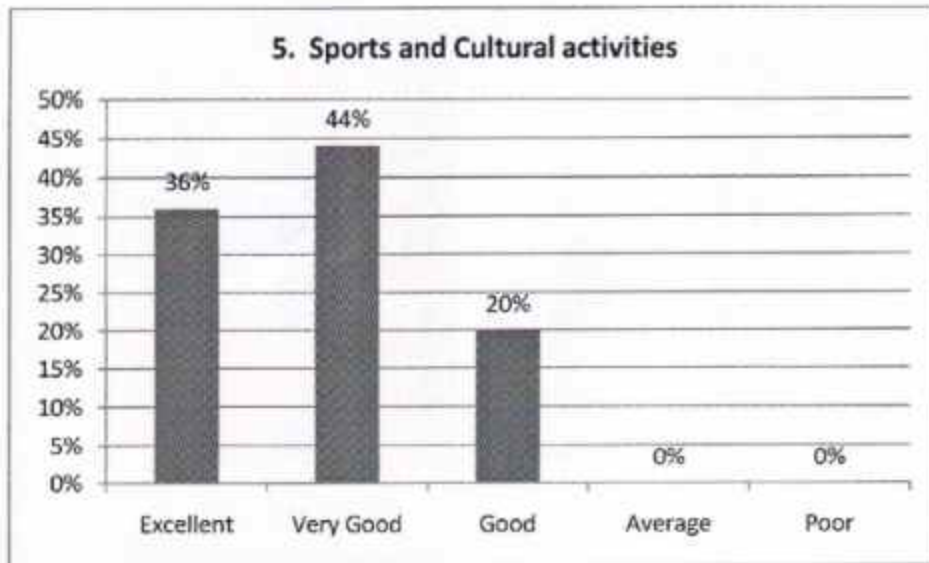
Analysis

The above graph shows that **42%** as respondents have given Excellent , **38%** respondents Good and **21%** respondents Very Good for Library facility.



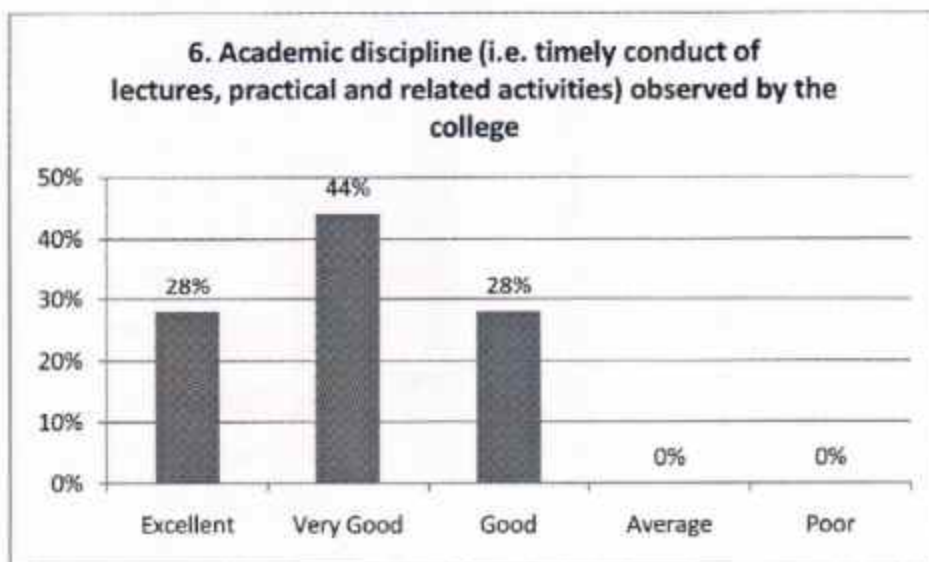
Analysis

The above graph shows that **36%** as respondents have given Excellent , **36%** respondents Very Good and **28%** respondents Good for Staff behavior(Teaching / non-teaching) is warm and co-operative



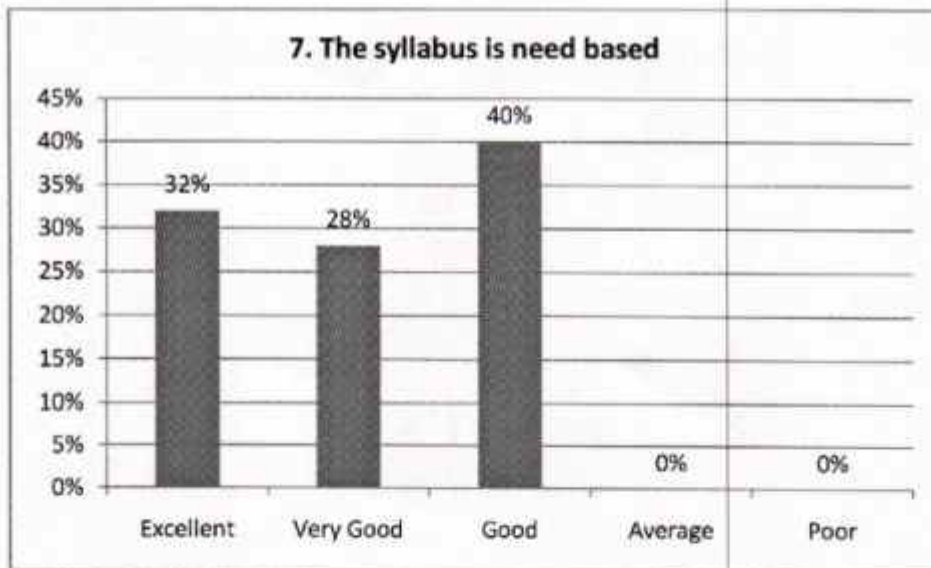
Analysis

The above graph shows that **44%** as respondents have given Very Good ,**36%** respondents Excellent and **20%** respondents Good for Sports and Cultural activities.



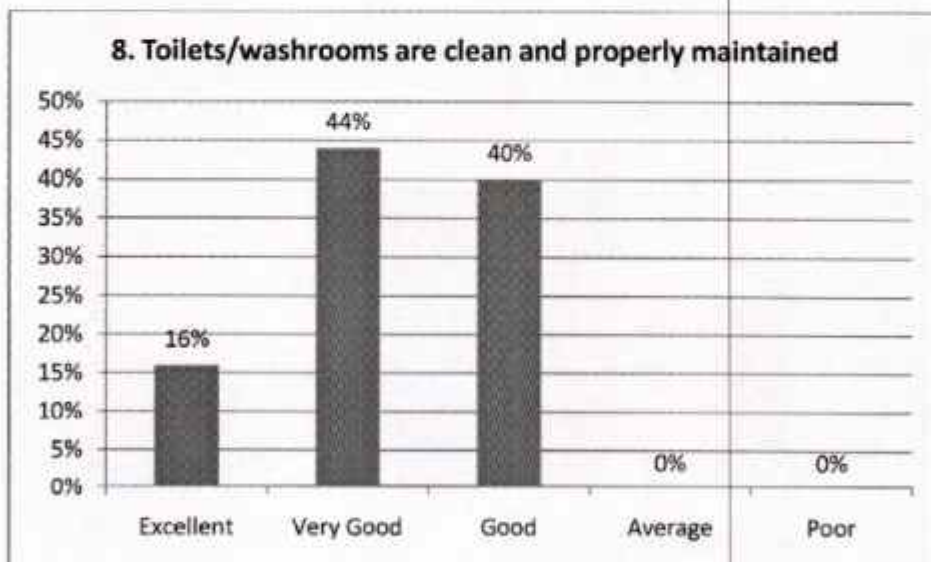
Analysis

The above graph shows that **44%** as respondents have given Very Good,**28%** respondents Excellent and **28%** respondents Good for Academic discipline .



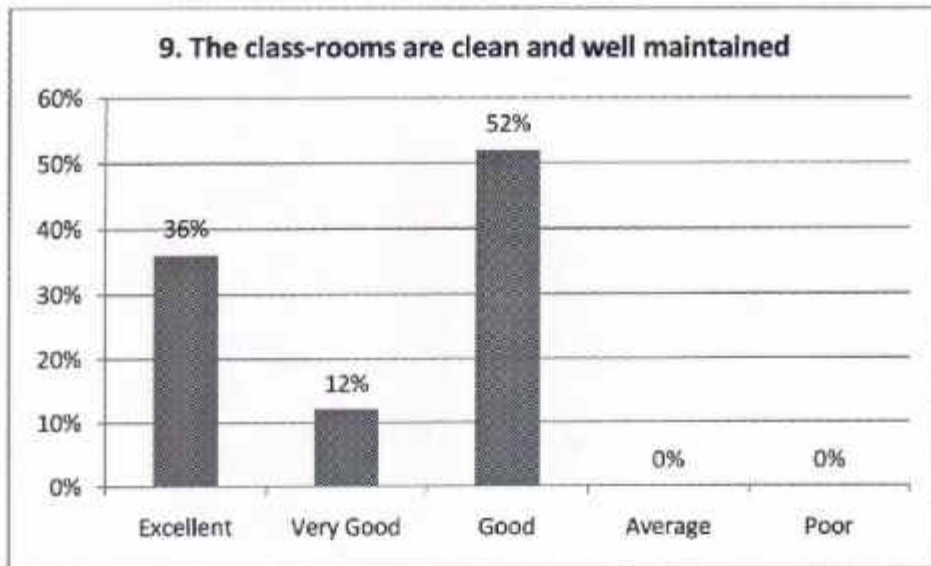
Analysis

The above graph shows that **40%** as respondents have given Good, **32%** respondents Excellent and **28%** respondents Very Good for the Syllabus is need based.



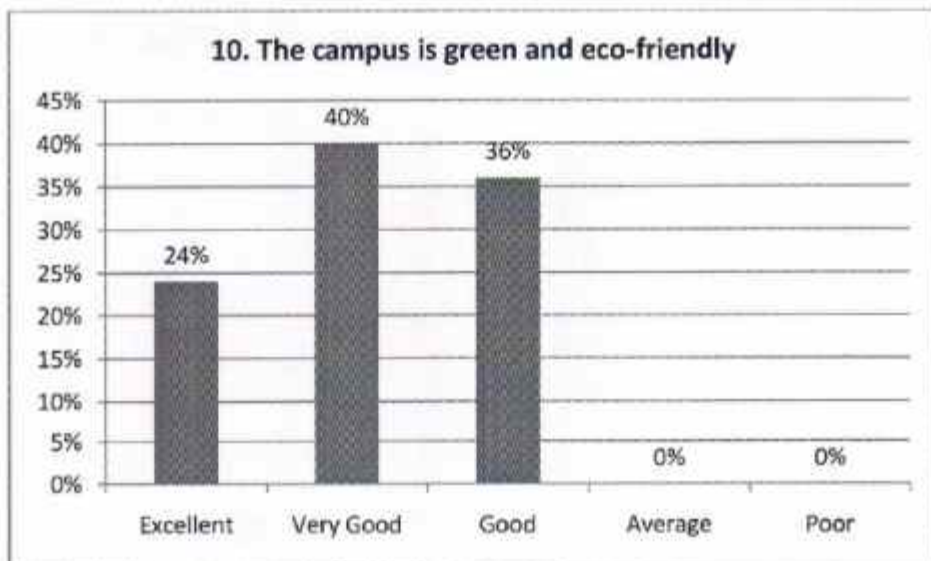
Analysis

The above graph shows that **44%** as respondents have given Very Good, **40%** respondents Good and **16%** respondents Excellent for Toilets/washrooms are clean and properly maintained .



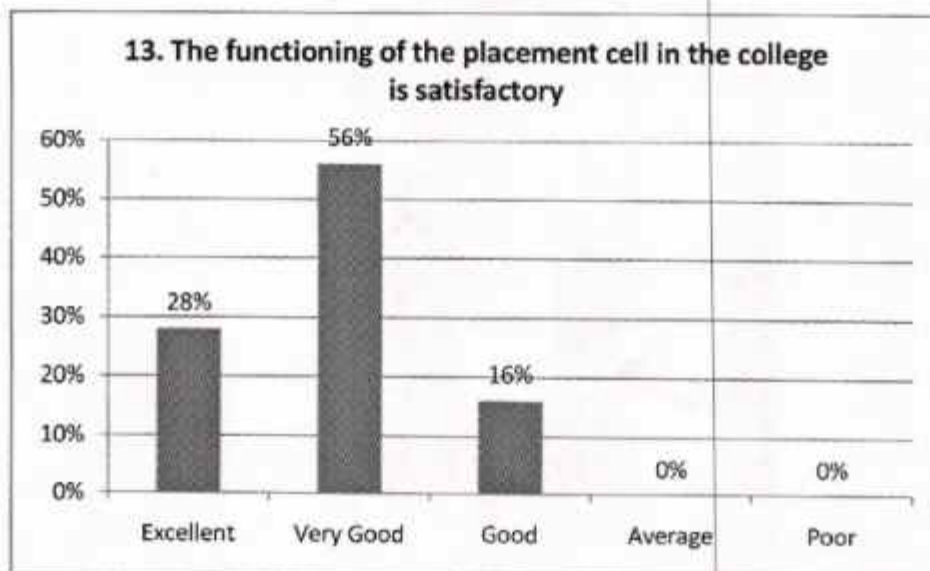
Analysis

The above graph shows that **52%** as respondents have given Good, **36%** respondents Excellent and **12%** respondents Very Good for The class rooms are clean and well maintained.



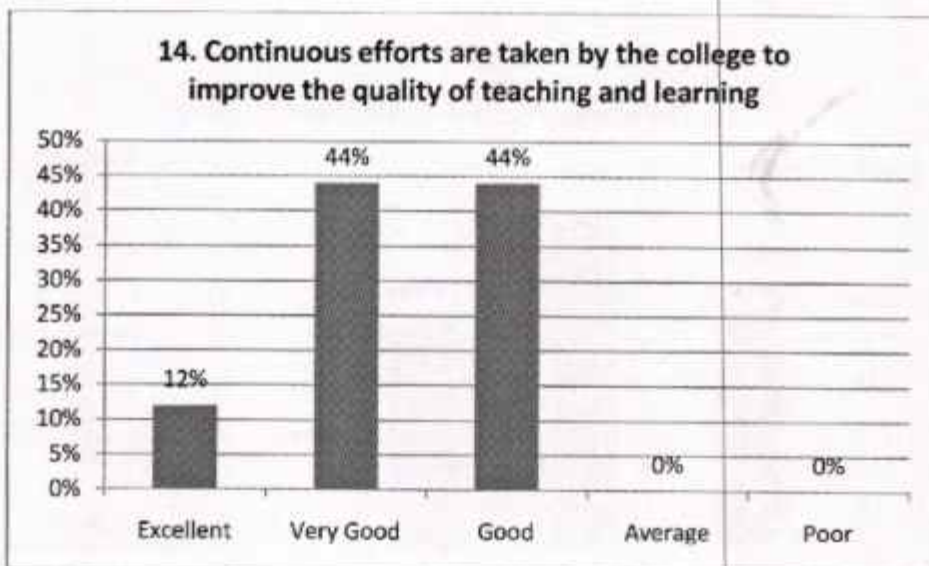
Analysis

The above graph shows that **40%** as respondents have given Very Good, **36%** respondents Good and **24%** respondents Excellent for the campus is green and eco-friendly.



Analysis

The above graph shows that 56% as respondents have given Very Good, 28% respondents Excellent and 16% respondents Good for the functioning of the placement cell.



Analysis

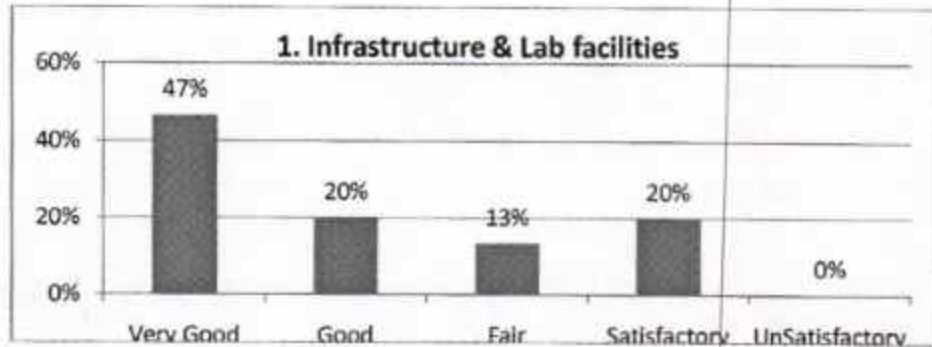
The above graph shows that 44% as respondents have given Very Good, 44% respondents Good and 12% respondents Excellent for the quality of teaching and learning.

Head of the Department

Prof. P DANIEL SUNDARRAJ, M.Sc., M.Phil.
 Assistant Professor & Head
 Department of Computer Science
 K.M.G. College of Arts & Science
 R S. Road, Ammanangkuppam
 Gudiyattam - 635 803

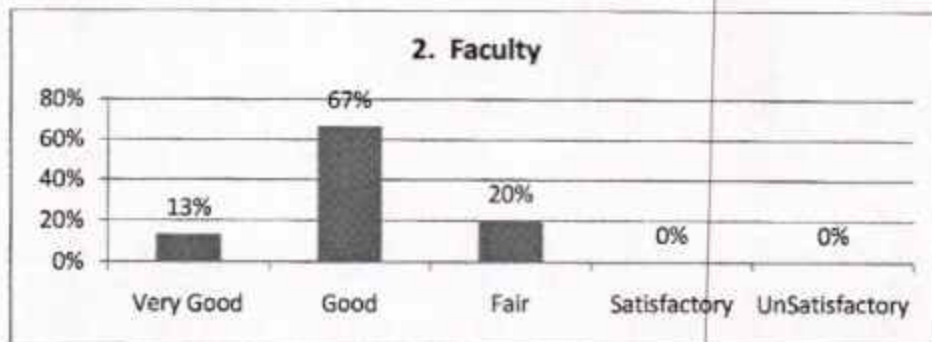
PRINCIPAL
 K.M.G. COLLEGE OF ARTS & SCIENCE
 GUDIYATTAM - 635 803.

K.M.G. COLLEGE OF ARTS AND SCIENCE
PG & RESEARCH DEPARTMENT OF COMMERCE
(2017-2018) ALUMNI'S FEEDBACK ANALYSIS



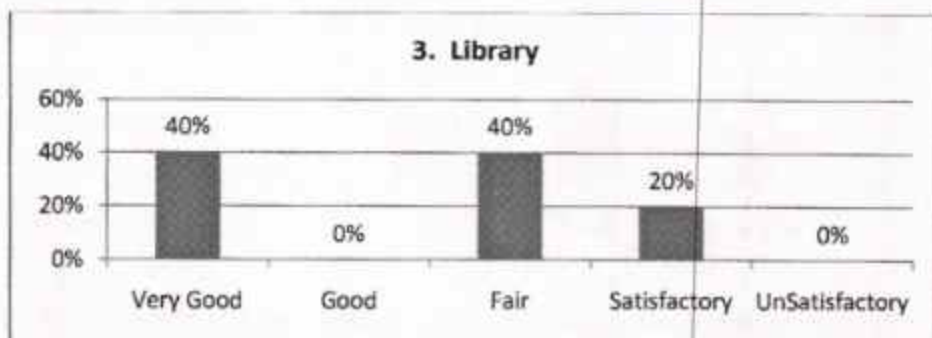
Inference:

Above column chart showed that 47% of the alumni felt that infrastructure and lab facilities are very good, 26% of the alumni felt that infrastructure and lab facilities are good, 13% of the alumni felt that infrastructure and lab facilities are fair, and 26% of the alumni felt that infrastructure and lab facilities are satisfactory.



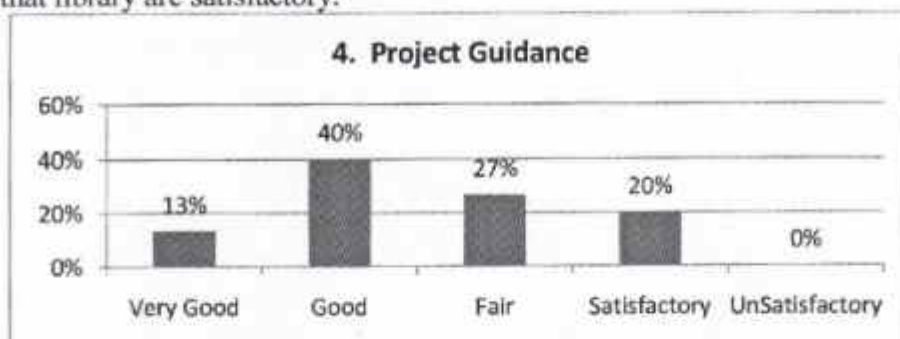
Inference:

Above column chart showed that 13% of the alumni felt that faculty are very good, 67% of the alumni felt that faculty are good, and 20% of the alumni felt that faculty are fair.



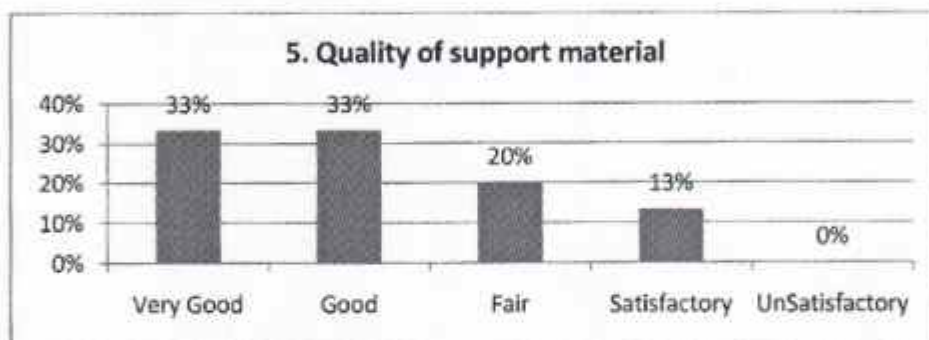
Inference:

Above column chart showed that 40% of the alumni felt that library are very good, 0% of the alumni felt that library are good, 40% of the alumni felt that library are fair, and 20% of the alumni felt that library are satisfactory.



Inference:

Above column chart showed that 13% of the alumni felt that project guidance are very good, 40% of the alumni felt that project guidance are good, 27% of the alumni felt that project guidance are fair, and 20% of the alumni felt that project guidance are satisfactory.



Inference:

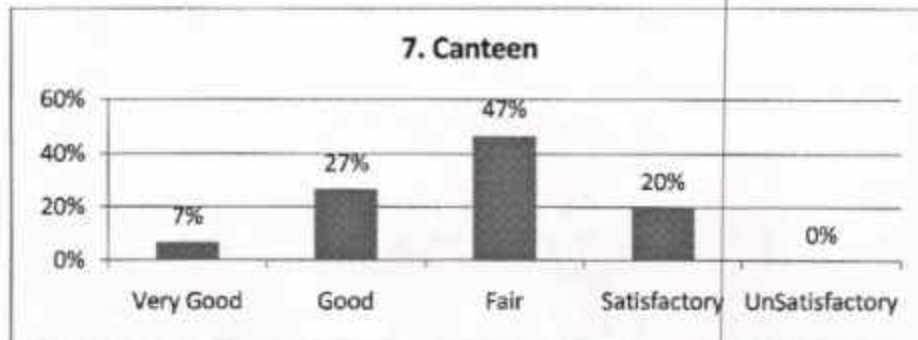
Above column chart showed that 33% of the alumni felt that quality of support material are very good, 33% of the alumni felt that quality of support material are good. 20% of the alumni felt that quality of support material are fair, and 13% of the alumni felt that quality of support material are satisfactory.



Inference:

Above column chart showed that 27% of the alumni felt that training and placement are very good, 40% of the alumni felt that training and placement are good, 27% of the alumni felt

that training and placement are fair, and 7% of the alumni felt that training and placement are satisfactory.



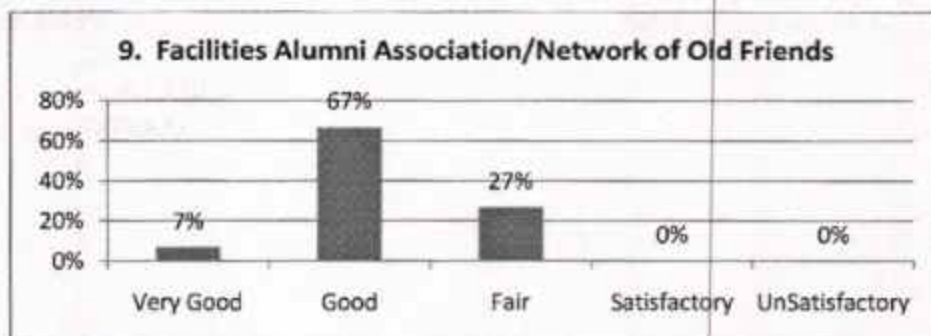
Inference:

Above cloumn chart showed that 7% of the alumni felt that canteen are very good, 27% of the alumni felt that canteen are good. 47% of the alumni felt that canteen are fair, and 20% of the alumni felt that canteen are satisfactory.



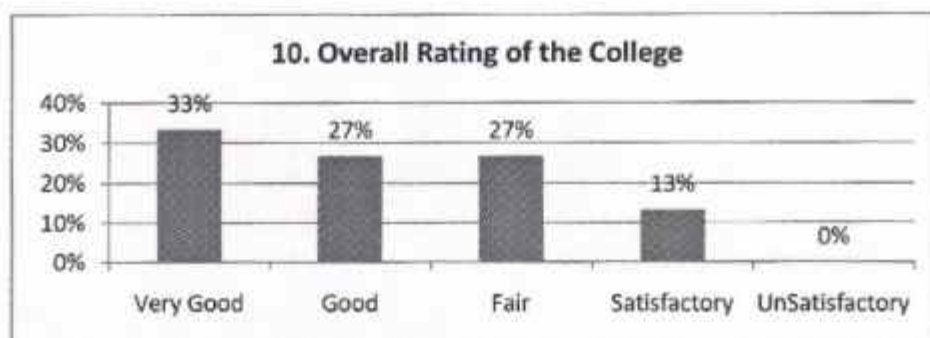
Inference:

Above cloumn chart showed that 13% of the alumni felt that hostel facilities are very good, 33% of the alumni felt that hostel facilities are good, 27 % of the alumni felt that hostel facilities are fair, and 27% of the alumni felt that canteen are satisfactory.



Inference:

Above column chart showed that 7% of the alumni felt that facilities alumni association/network of old friends are very good, 67% of the alumni felt that facilities alumni association/network of old friends are good, and 27% of the alumni felt that facilities alumni association/network of old friends are fair.

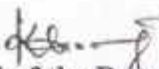


Inference:

Above column chart showed that 33% of the alumni felt that overall rating of the college are very good, 27% of the alumni felt that overall rating of the college are good, 27% of the alumni felt that overall rating of the college are fair, and 13% of the alumni felt that overall rating of the college are satisfactory.

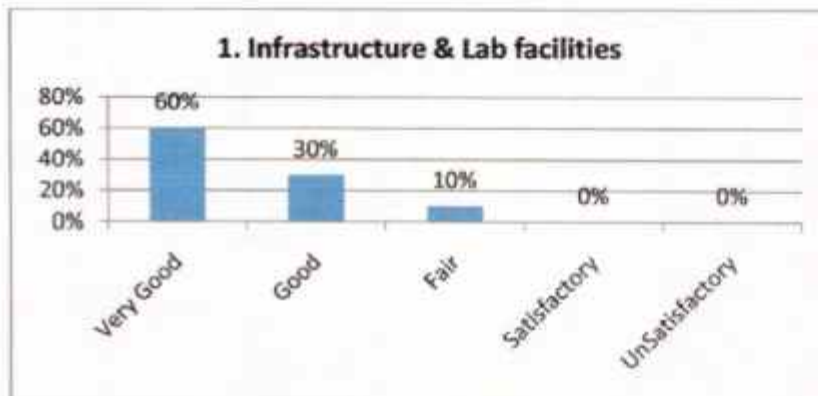
ACTION TAKEN

Based on the above analysis it is concluded that the alumni's feedback were strongly agreed in the majority of the questions. So we try to sustain the same and improve on the need base.


Head of the Department

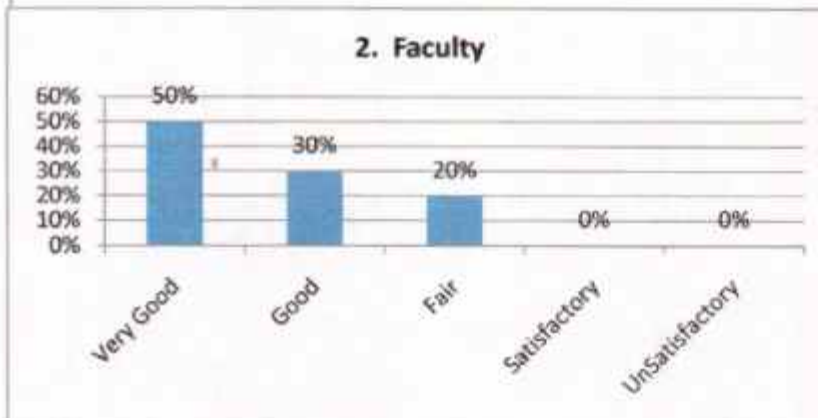

Principal
PR
K.M.G. COLLEGE OF ARTS & SCIENCE
GUDIYATTAM - 635 003.

2017-2018
DEPARTMENT OF BUSINESS ADMINISTRATION
ALUMNI FEEDBACK ANALYSIS



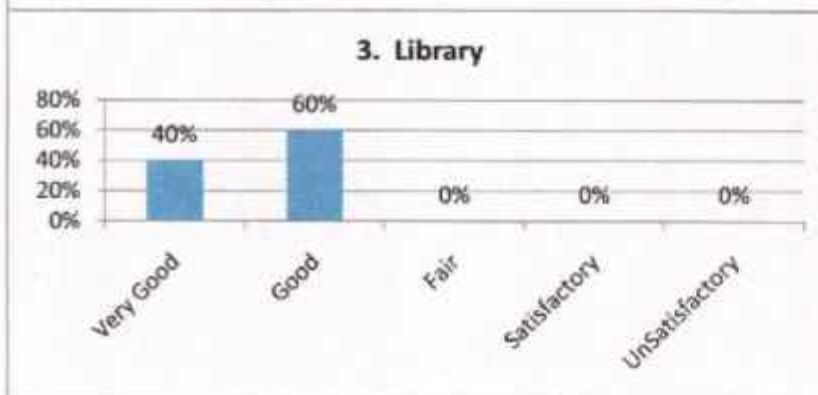
Inferences:

The infrastructure and lab facilities in the college campus 60% stated that very good; 30% stated that good; 10% stated that fair.




Inferences:

The department faculties teaching are 50% stated that very good; 30% stated that good; 20% stated that fair.



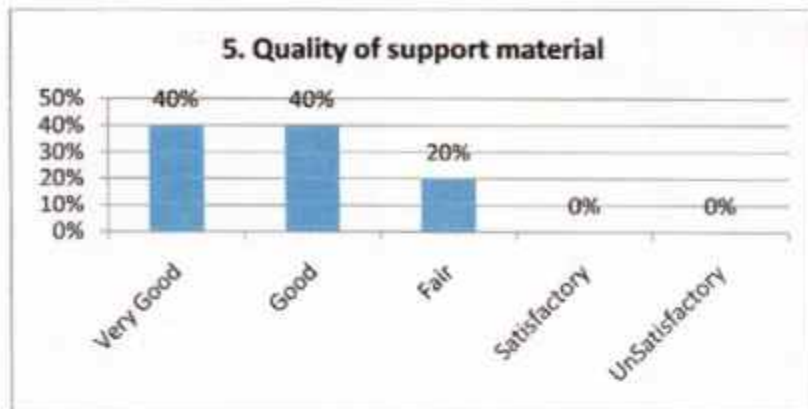
Inferences:

The library facilities in the college campus 40% stated that very good; 60% stated that good.



Inferences:

The department faculties helps in guiding on project are 60% stated that very good; 20% stated that good; 20% stated that fair.



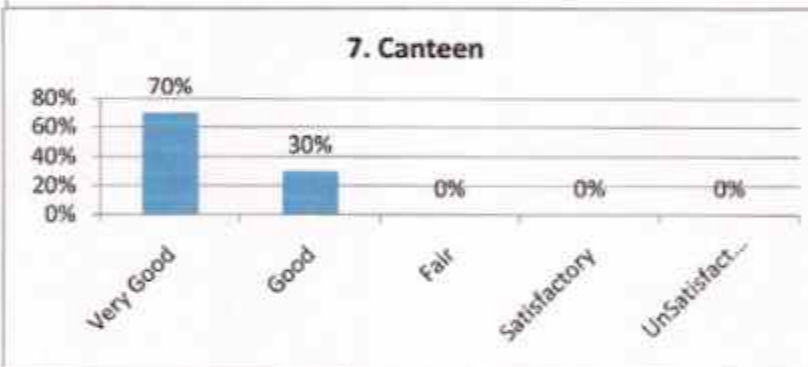
Inferences:

The quality of support materials in teaching are 40% stated that very good; 40% stated that good; 20% stated that fair.



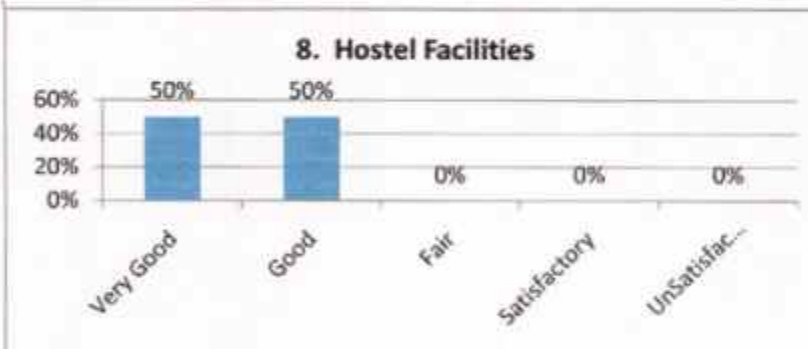
Inferences:

The training and placement cell in the college functions 60% stated that very good; 10% stated that good; 30% stated that fair.



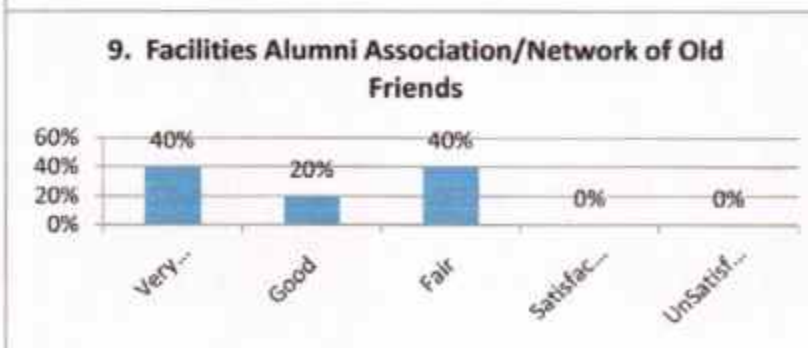
Inferences:

The canteen facility in college campus is 70% stated that very good; 30% stated that good.



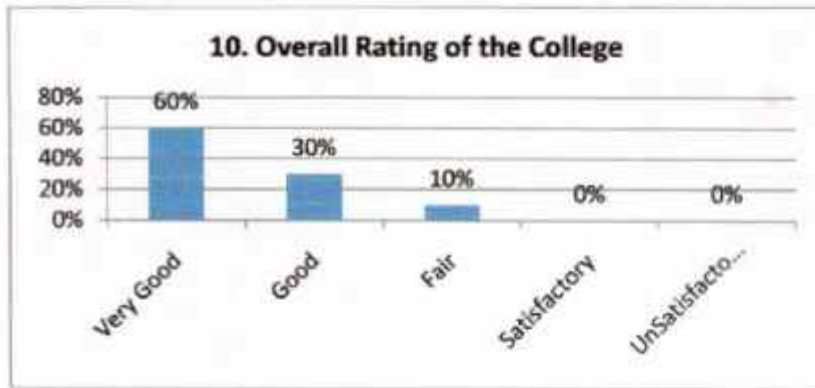
Inferences:

The hostel facility in college campus is 50% stated that very good; 50% stated that good.



Inferences:

The alumni association in college campus is 40% stated that very good; 40% stated that fair; 20% stated that very good.



Inferences:

The over all rating of the college 60% stated that very good; 30% stated that very good; 10% stated that fair.

S. No.	FEEDBACK	ACTION TAKEN
1.	alumni association in college campus 40% of students stated that Fair	We conduct online for abroad working candidates and offline program for the students
2.	Training and placement in college 30% stated that fair	We arrange more program for students welfare to face placement challenges

R. Mehera

Head of the Department

Dr. R. MANIKANDAN (B.Sc., C.S), B.Ed, MBA, M.Phil, Ph.D.,
HOD
Department of Business Administration
KMG College of Arst & Science
Gudiyattam.

Principal

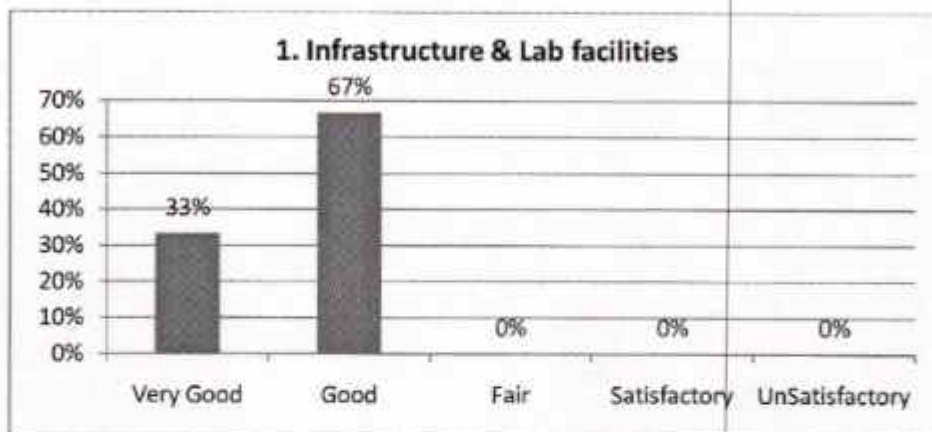
PRINCIPAL

K.M.G. COLLEGE OF ARTS & SCIENCE
GUDIYATTAM - 635 803.
VELLORE DISTRICT.

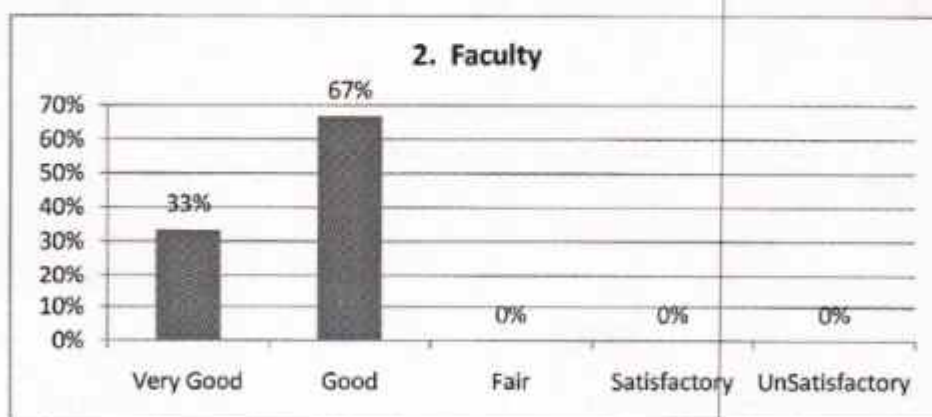
2017-2018

DEPARTMENT OF BIO CHEMISTRY

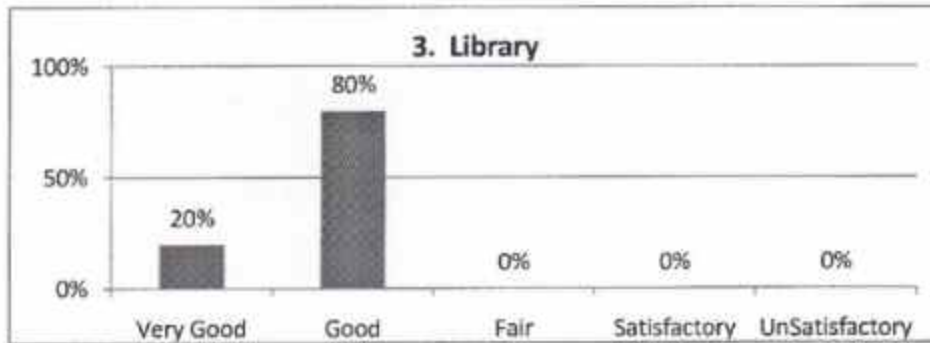
ALUMNI FEEDBACK ANALYSIS



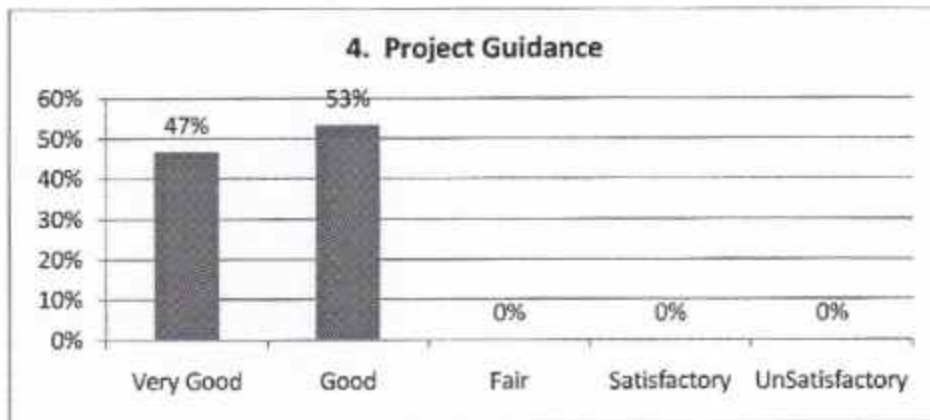
We received 33% very good, 67% good feedback for Infrastructure and lab facilities in our department



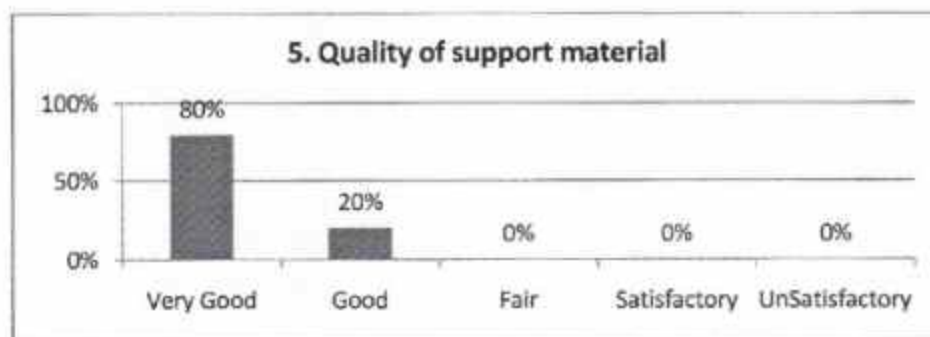
We received 33% very good, 67% good feedback for faculty in our department



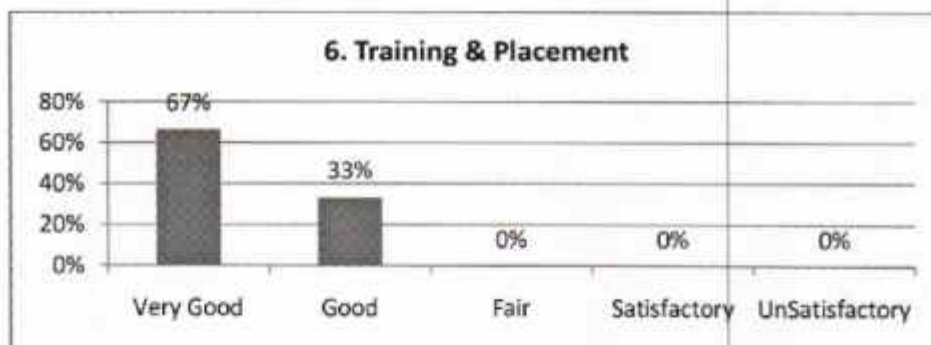
We received 20% very good, 80% good feedback for Library in our college



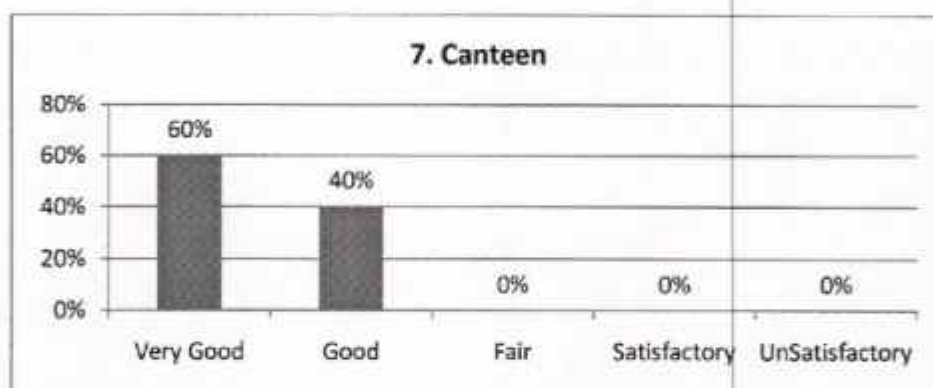
We received 47% very good, 53% good feedback for Project guidance in our department



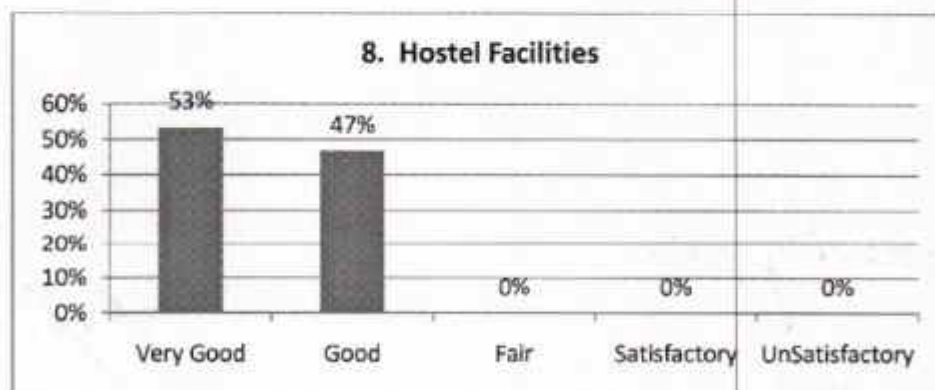
We received 80% very good, 20% good feedback for Quality of support material in our department



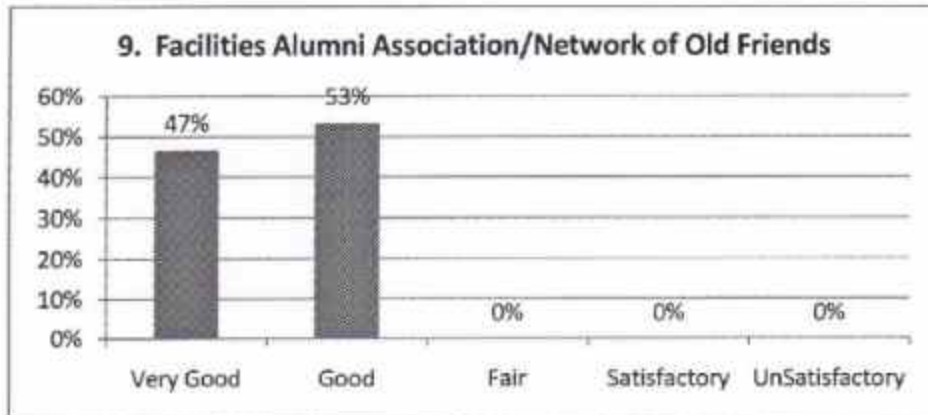
We received 67% very good, 33% good feedback for Training and placement in our college



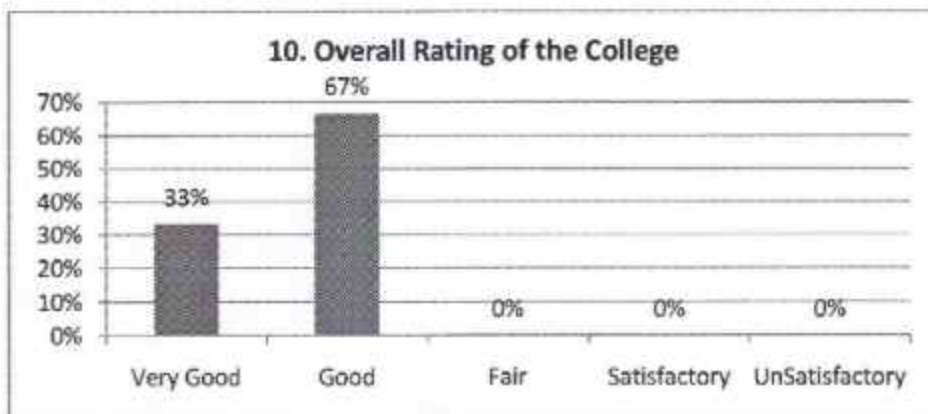
We received 60% very good, 40% good feedback for Canteen in our college.



We received 53% very good, 47% good feedback for Hostel facilities in our college.



We received 47% very good, 53% good feedback for Facilities alumni association /Network of old friends in our college.



We received 33% very good, 67% good feedback for Overall rating of the college

Ite Kanthigides
HOD

HOD

**PG & RESEARCH DEPARTMENT OF BIOCHEMISTRY
K.M.G. COLLEGE OF ARTS & SCIENCE**


[Signature]
PRINCIPAL

PRINCIPAL

**K.M.G. COLLEGE OF ARTS & SCIENCE
GUDIPATI - 635 803,
VELLORE DISTRICT**

**K.M.G COLLEGE OF ARTS AND SCIENCE,
GUDIYATTAM - 635 803
PG AND RESEARCH DEPARTMENT OF BIOCHEMISTRY
Action Taken Report on Alumni Feedback 2017-18**

Serial NO.	Areas Need Improvement/Suggestions	Action Taken
1	We received 67% very good, 33% good feedback for Training and placement in our college	The level of the most recent student feedback has been kept at or above it because of our efforts.

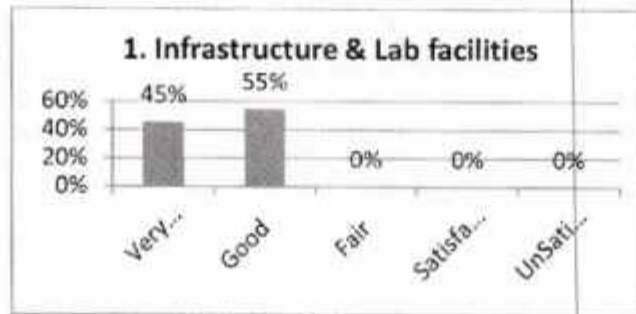

HOD

HOD
PG & RESEARCH DEPARTMENT OF BIOCHEMISTRY
K.M.G. COLLEGE OF ARTS & SCIENCE


PRINCIPAL

PRINCIPAL
K.M.G. COLLEGE OF ARTS & SCIENCE
GUDIYATTAM - 635 803.

2017-2018
MICRO BIOLOGY
ALUMNI FEEDBACK ANALYSIS

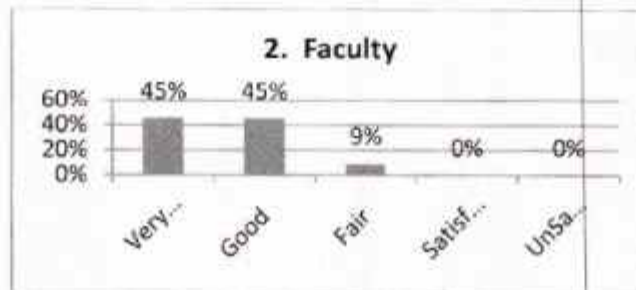


Inference:

45% of Alumni's had stated that the content of the subject was very Good; 55% of Alumni's had stated that the content of the subject was Good.

Action Taken:

We are received Positive feedback. Hence we will maintain the same in the future academic years

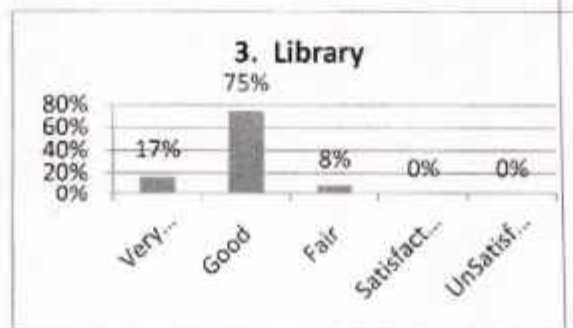


Inference:

45% of Alumni's had stated that the content of the subject was very Good; 45% of Alumni's had stated that the content of the subject was Good; 9% of Alumni's students had stated that the content of the subject was Fair.

Action Taken:

We are received Positive feedback. Hence we will maintain the same in the future academic years




Inference:

17% of Alumni's had stated that the content of the subject was very Good; 75% of Alumni's had stated that the content of the subject was Good; 8% of Alumni's students had stated that the content of the subject was Fair.

Action Taken:

We are received Positive feedback. Hence we will maintain the same in the future academic years



Inference:

9% of Alumni's had stated that the content of the subject was very Good; 82% of Alumni's had stated that the content of the subject was Good; 9% of Alumni's students had stated that the content of the subject was Fair.

Action Taken:

We are received Positive feedback. Hence we will maintain the same in the future academic years

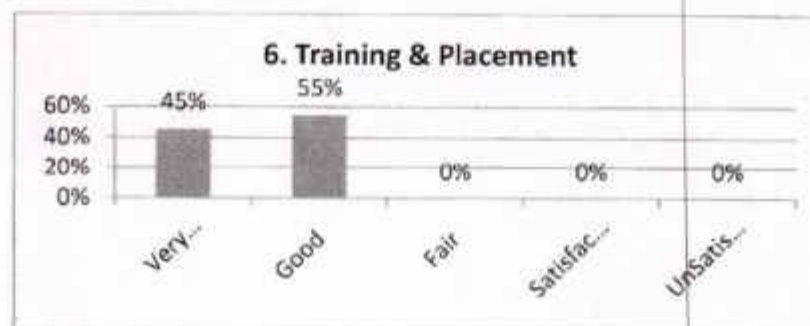


Inference:

18% of Alumni's had stated that the content of the subject was very Good; 73% of Alumni's had stated that the content of the subject was Good; 9% of Alumni's students had stated that the content of the subject was Fair.

Action Taken:

We are received Positive feedback. Hence we will maintain the same in the future academic years

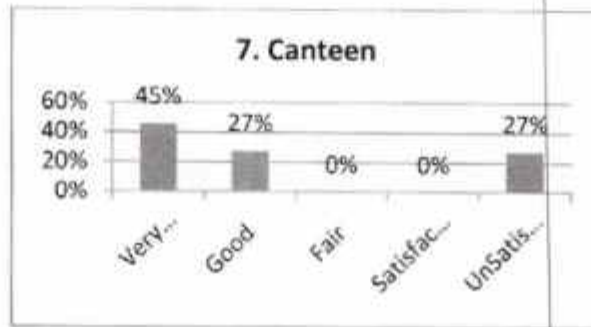


Inference:

45% of Alumni's had stated that the content of the subject was very Good; 55% of Alumni's had stated that the content of the subject was Good.

Action Taken:

We are received Positive feedback. Hence we will maintain the same in the future academic years



Inference:

45% of Alumni's had stated that the content of the subject was very Good; 27% of Alumni's had stated that the content of the subject was Good; 27% of Alumni's students had stated that the content of the subject was Unsatisfactory.

Action Taken:

We are received Positive feedback. Hence we will maintain the same in the future academic years

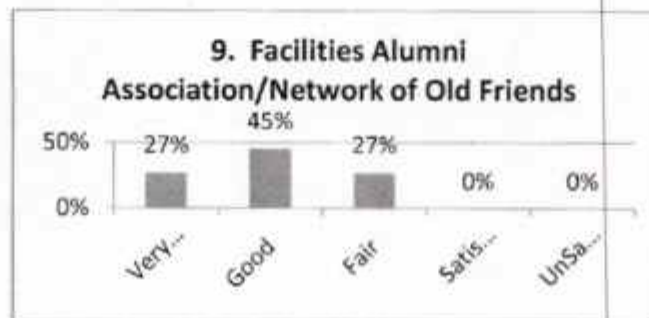


Inference:

20% of Alumni's had stated that the content of the subject was very Good; 80% of Alumni's had stated that the content of the subject was Good.

Action Taken:

We are received Positive feedback. Hence we will maintain the same in the future academic years

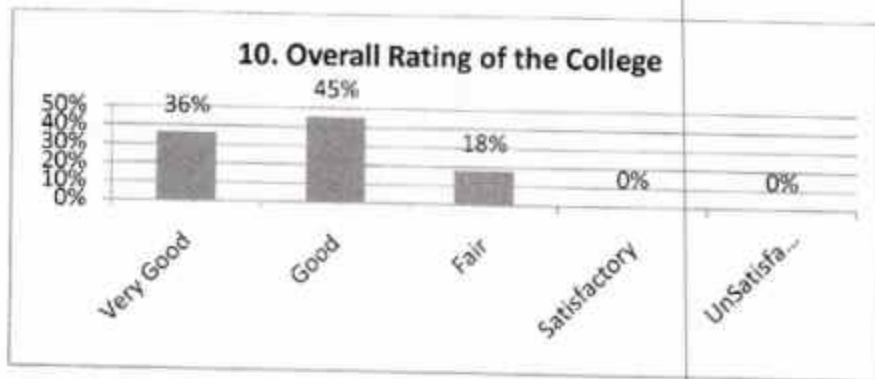


Inference:

27% of Alumni's had stated that the content of the subject was very Good; 45% of Alumni's had stated that the content of the subject was Good; 27% of Alumni's students had stated that the content of the subject was Fair.

Action Taken:

We are received Positive feedback. Hence we will maintain the same in the future academic years



Inference:

36% of Alumni's had stated that the content of the subject was very Good; 45% of Alumni's had stated that the content of the subject was Good; 18% of Alumni's students had stated that the content of the subject was Fair.

Action Taken:

We are received Positive feedback. Hence we will maintain the same in the future academic years

D. [Signature]

Head of the Department

**HEAD OF THE DEPARTMENT
PG & RESEARCH DEPARTMENT OF MICROBIOLOGY
K.M.G. COLLEGE OF ARTS & SCIENCE
GUDIYATTAM - 635 803**

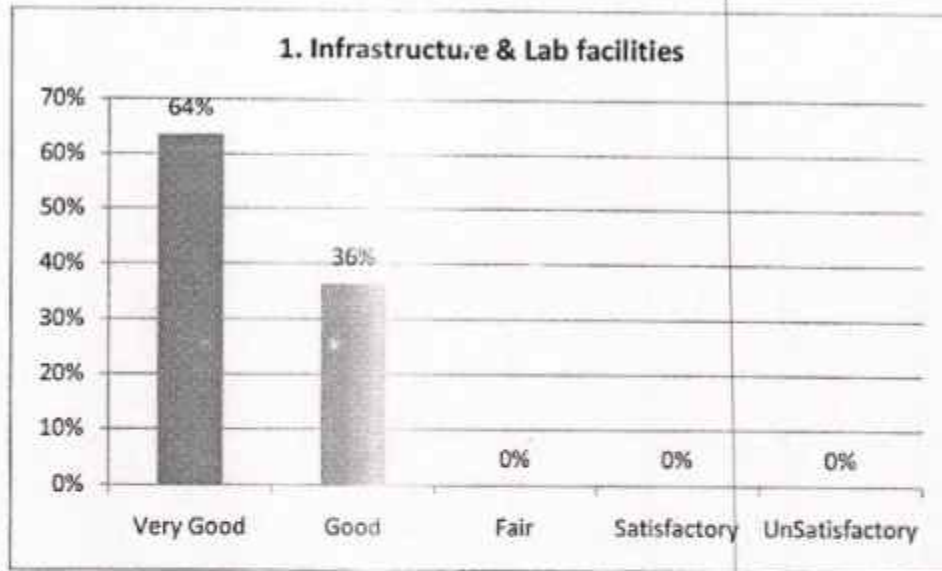
[Signature]
Principal

**PRINCIPAL
K.M.G. COLLEGE OF ARTS & SCIENCE
GUDIYATTAM - 635 803.**

2017-2018

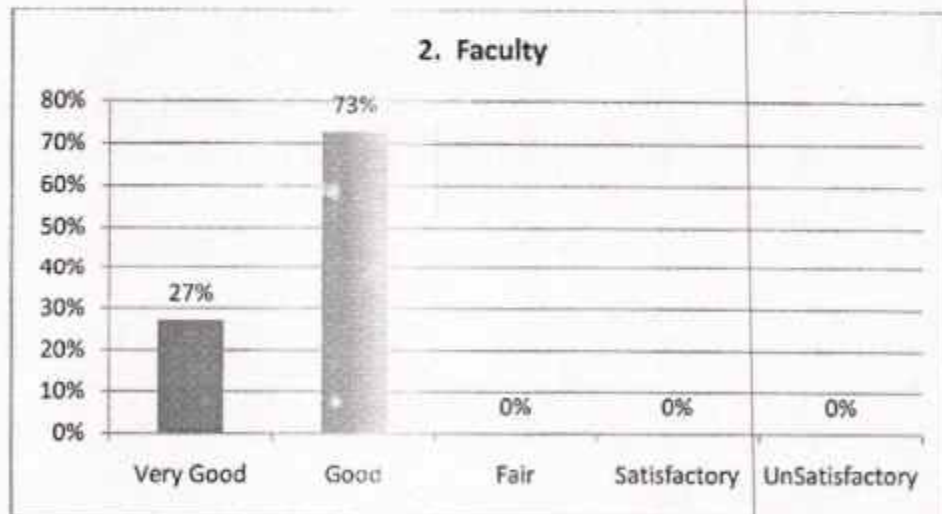
COMMERCE-COMPUTER APPLICATIONS

ALUMNI FEEDBACK ANALYSIS



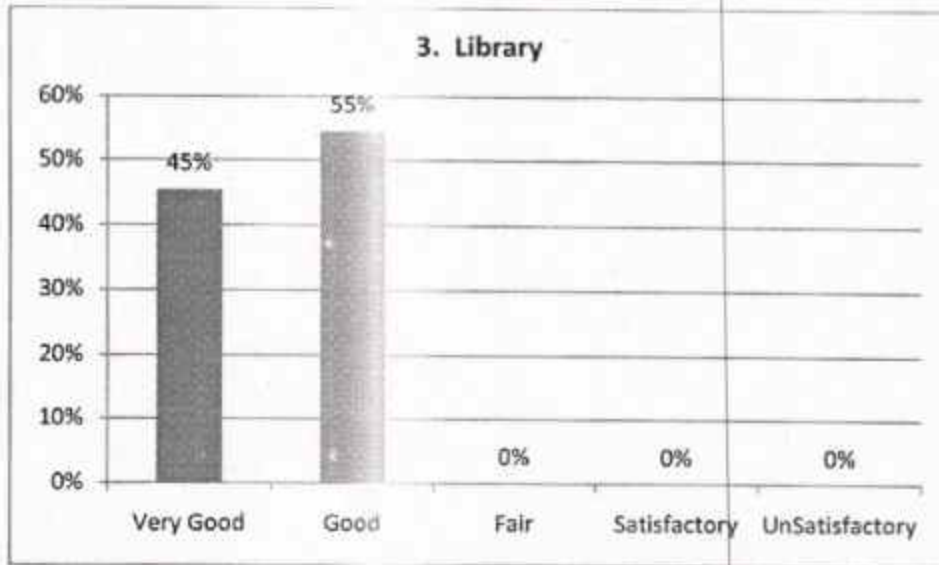
Inference:

Above table showed that 64% of the alumni felt that infrastructure and lab facilities are very good and 36% of the alumni felt that infrastructure and lab facilities are good.



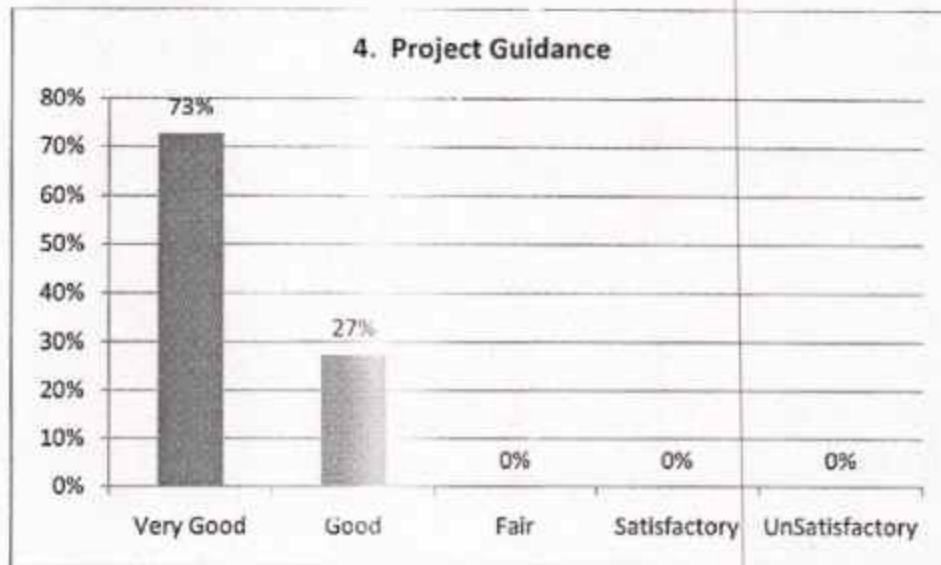
Inference:

Above table showed that 27% of the alumni felt that faculty are very good and 73% of the alumni felt that faculty are good.



Inference:

Above table showed that 45% of the alumni felt that library are very good and 55% of the alumni felt that library are good.



Inference:

Above table showed that 73% of the alumni felt that project guidance are very good and 27% of the alumni felt that project guidance are good.



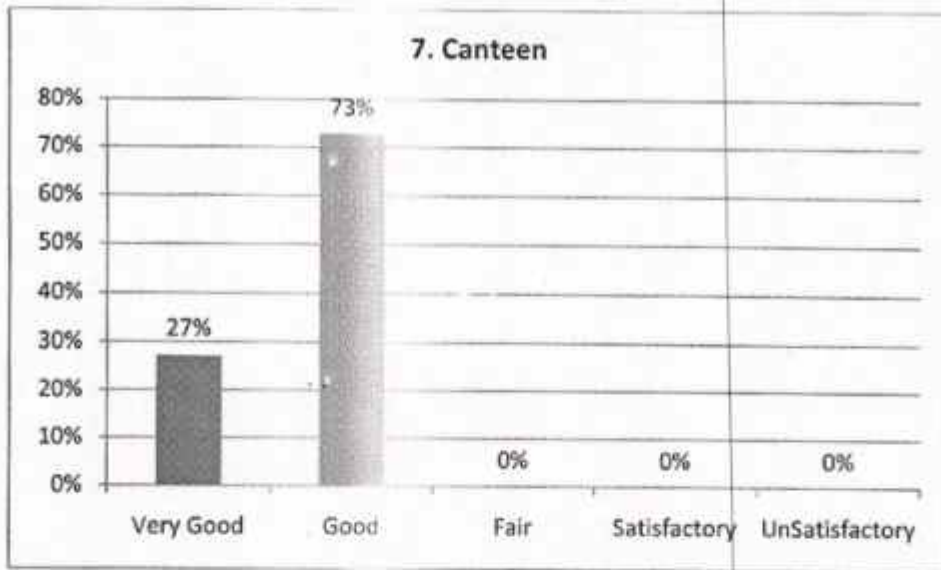
Inference:

Above table showed that 55% of the alumni felt that quality of support material are very good and 45% of the alumni felt that quality of support material are good.



Inference:

Above table showed that 9% of the alumni felt that training and placement are very good and 91% of the alumni felt that training and placement are good.



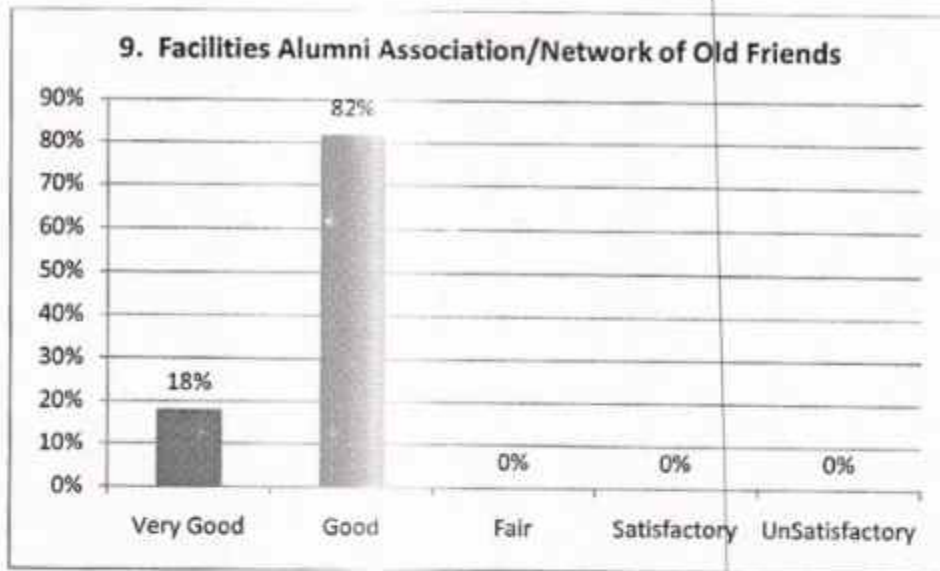
Inference:

Above table showed that 27% of the alumni felt that canteen are very good and 73% of the alumni felt that canteen are good.



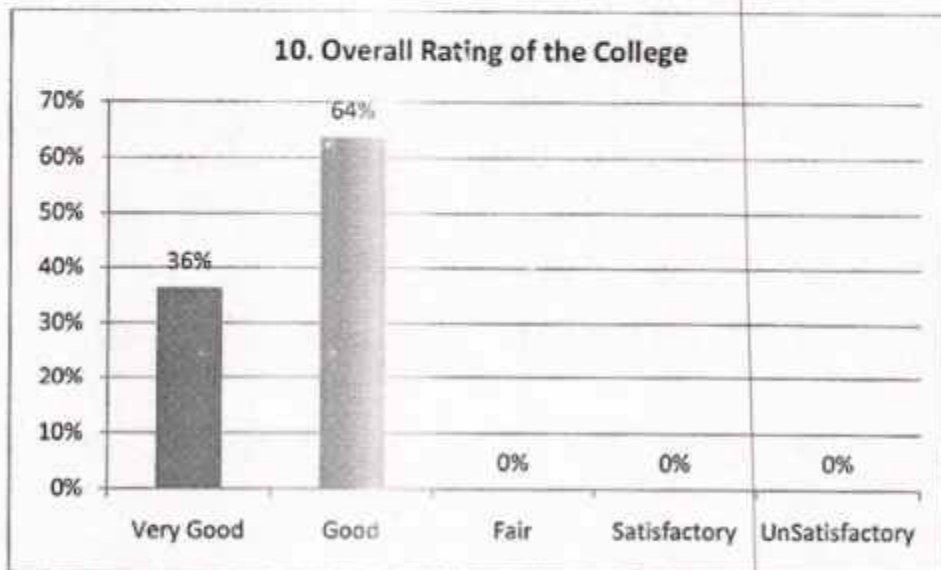
Inference:

Above table showed that 45% of the alumni felt that hostel facilities are very good, 45% of the alumni felt that hostel facilities are good and 10 % of the alumni felt that hostel facilities are fair.



Inference:

Above table showed that 18% of the alumni felt that facilities alumni association/network of old friends are very good and 82% of the alumni felt that facilities alumni association/network of old friends are good.



Inference:

Above table showed that 36% of the alumni felt that overall rating of the college are very good and 64% of the alumni felt that overall rating of the college are good.

ACTION TAKEN:

Based on the above analysis the alumin's feedback were excellent and very good. So our college sustain the same and improve based on the need.



Head of the Department

HOD

PG Department of Commerce (CA)
KMG College of Arts and Science
Gudiyattam - 635 803, Vellore



Principal

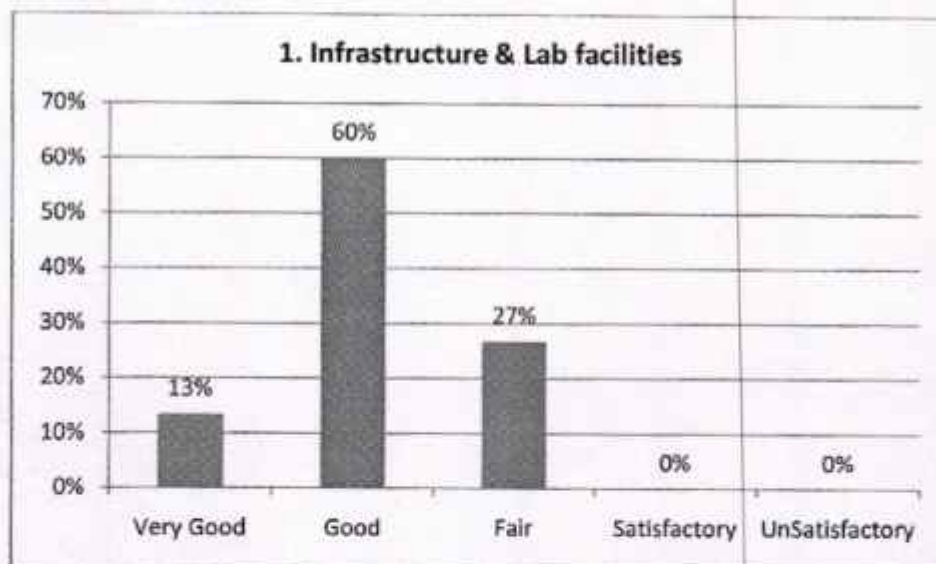
PRINCIPAL
K.M.G. COLLEGE OF ARTS & SCIENCE
GUDIYATTAM - 635 803

KMG COLLEGE OF ARTS AND SCIENCE

PG AND RESEARCH DEPARTMENT OF CHEMISTRY

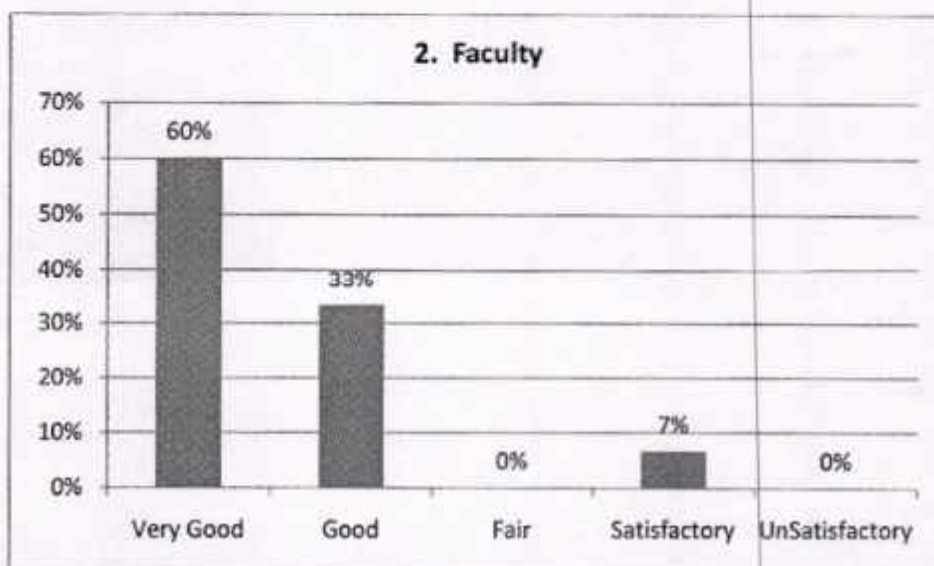
ALUMNI FEEDBACK ANALYSIS

2017-2018



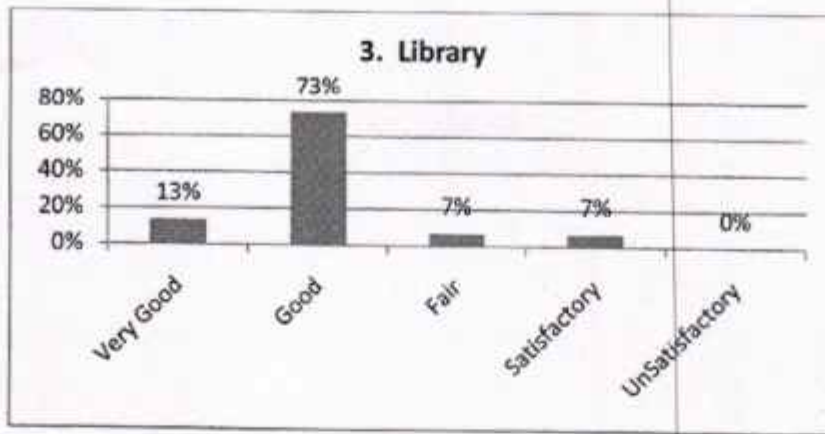
Inference:

The above table showed that Alumni feedback Analysis for The Infrastructure & Lab Facilities was 13% Very Good ,60% Good and 27% Fair




Inference:

The above table showed that Alumni feedback Analysis for The Faculty in our department was 60% very good 33% Good and 7% Satisfactory.



Inference:

The above table showed that Alumini feedback Analysis for the library facility was 13% very good, 73% Good, 7% fair and 7% Satisfactory




Inference:

The above table showed that Alumini feedback Analysis for the project guidance was 20% very good, 60% Good, 13% fair and 7% Satisfactory




Inference:

The above table showed that Alumini feedback Analysis for the quality of support material was 29% very good, 57% Good, 7% fair and 7% Satisfactory.



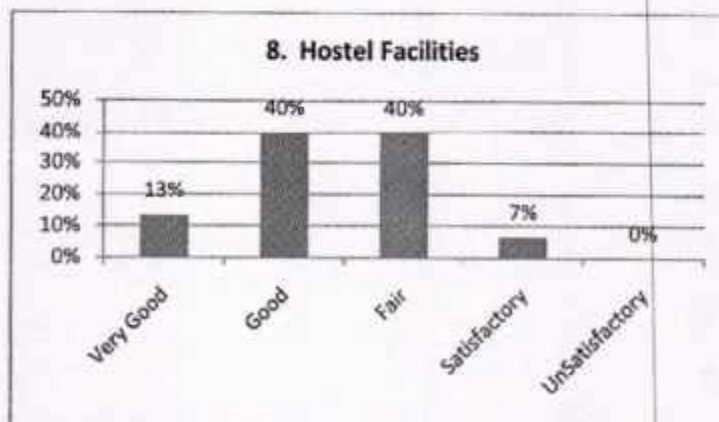
Inference:

The above table showed that Alumni feedback Analysis for the training and placement for our college was 06% very good, 73% Good, 20 % fair and 7% Satisfactory



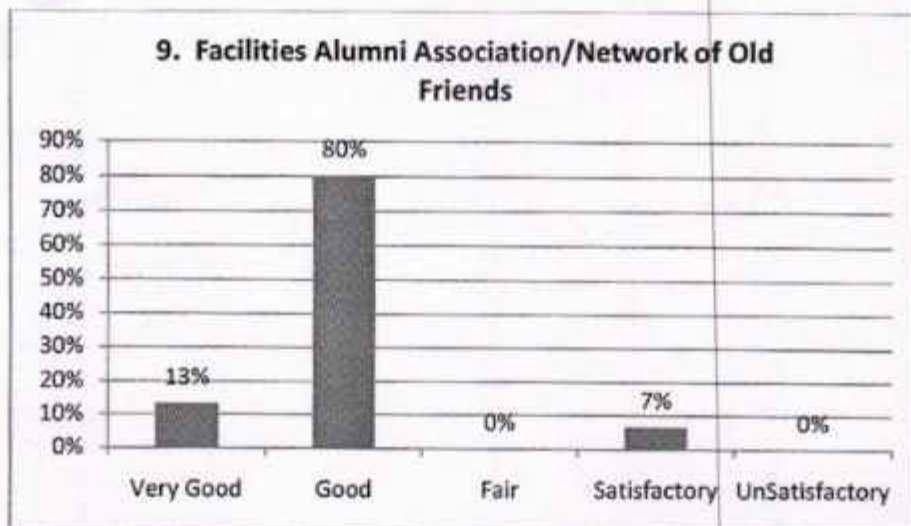
Inference:

The above table showed that Alumni feedback Analysis for the canteen facility was 20% very good, 60% Good, 13% fair and 7% Satisfactory.



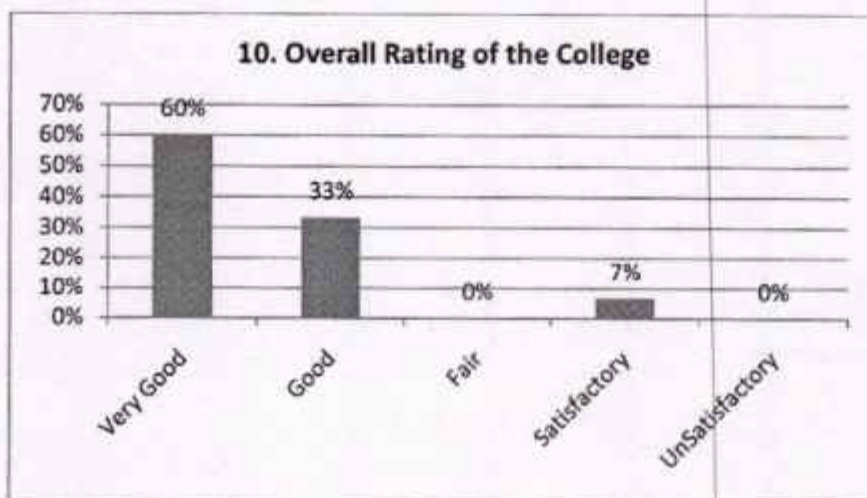
Inference:

The above table showed that Alumni feedback Analysis for the hostel facility was 13% very good, 40% Good, 40% fair and 7% Satisfactory.



Inference:

The above table showed that Alumni feedback Analysis for the alumni association was 13% very good, 80% Good and 7% Satisfactory.



Inference:

The above table showed that Alumni feedback Analysis for overall rating of the college was 60% very good, 33% Good and 7% Satisfactory.

Action Taken:

Based on the above analysis it is concluded that the Alumni feedback were Very Good in the majority of the questions. So we follow the same and try to development the same on the need base.

M. S. Rivalan
Head Of the Department

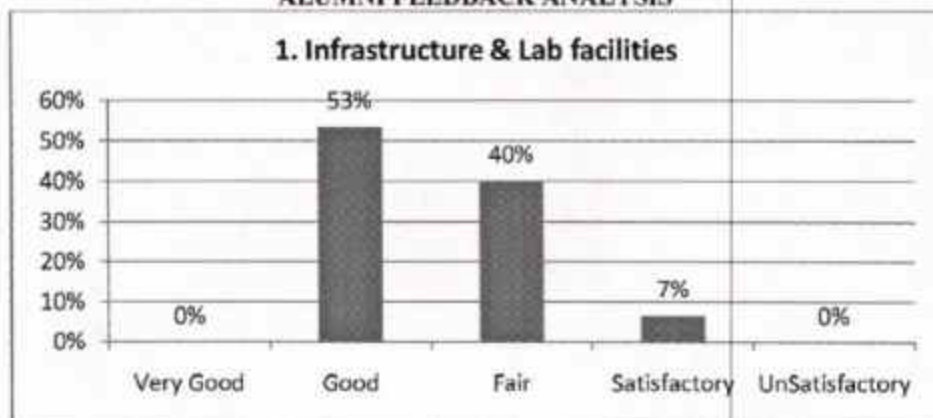
HOD

PG & RESEARCH DEPARTMENT OF CHEMISTRY
K.M.G. COLLEGE OF ARTS & SCIENCE

principal
PRINCIPAL

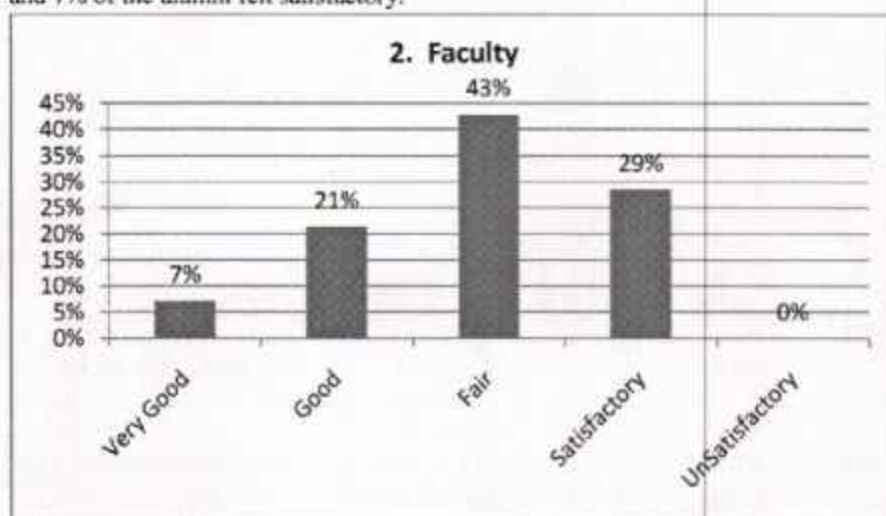
K.M.G. COLLEGE OF ARTS & SCIENCE
GUDIYATTAM - 635 003.

2017-2018
DEPARTMENT OF ENGLISH
ALUMNI FEEDBACK ANALYSIS



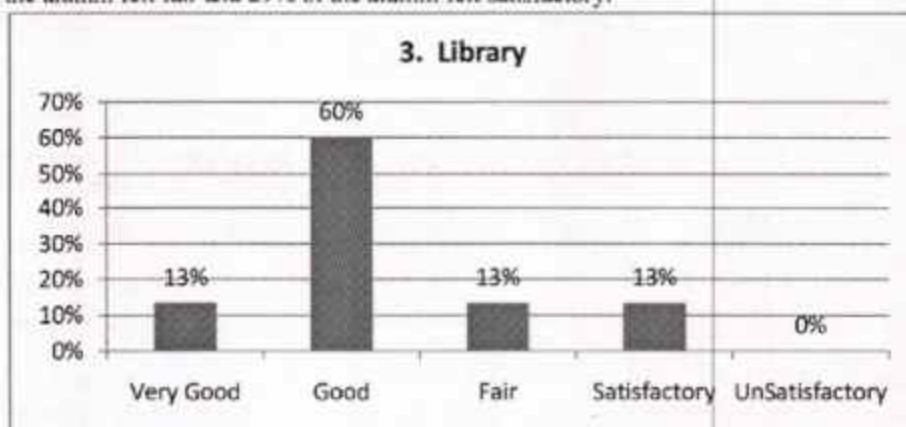
Analysis

The above bar graph showed that 53% of the alumni felt that Infrastructure and Lab facilities are good, 40% of the alumni felt fair and 7% of the alumni felt satisfactory.



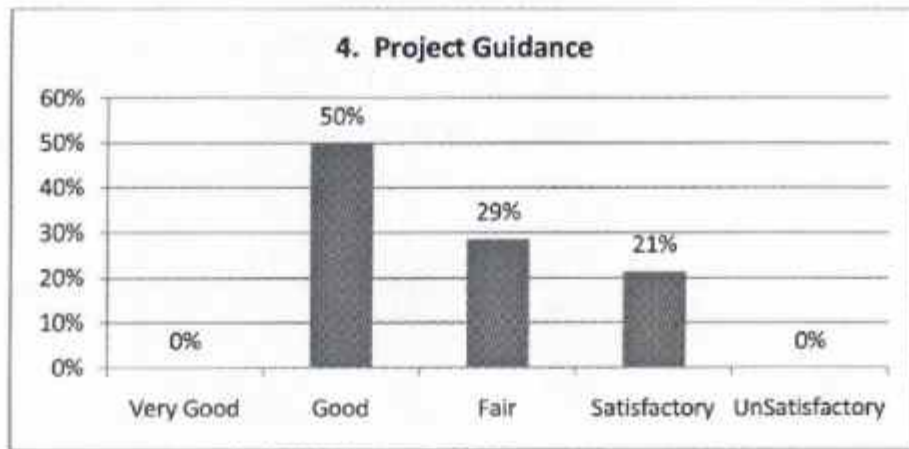
Analysis

The above bar graph showed that 7% of the alumni felt that faculty members are very good, 21% of the alumni felt good, 43% of the alumni felt fair and 29% of the alumni felt satisfactory.



Analysis

The above bar graph showed that 13% of the alumni felt that Library facilities are very good, 60% of the alumni felt good, 13% of the alumni felt fair and 13% of the alumni felt satisfactory.



Analysis

The above bar graph showed that 50% of the alumni felt that Project guidelines are good, 29% of the alumni felt fair and 21% of the alumni felt satisfactory.




Analysis

The above bar graph showed that 7% of the alumni felt that quality of support materials are very good, 67% of the alumni felt good, 13% of the alumni felt fair and 13% of the alumni felt satisfactory.



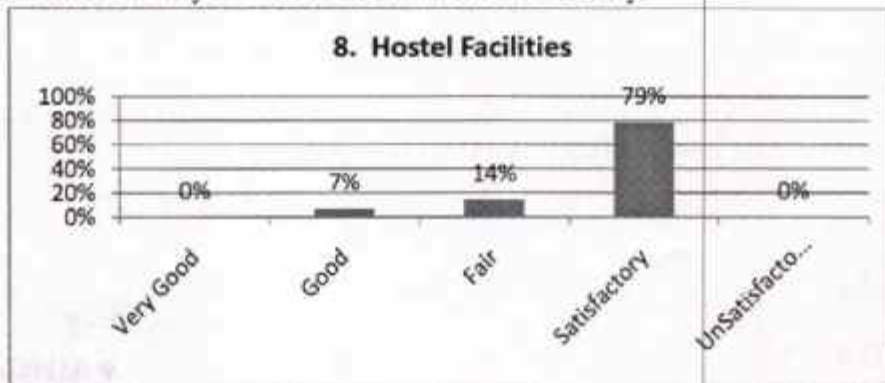
Analysis

The above bar graph showed that 7% of the alumni felt that training and placement are very good, 53% of the alumni felt good, 13% of the alumni felt fair, 20% of the alumni felt satisfactory and 7% of the alumni felt UnSatisfactory.



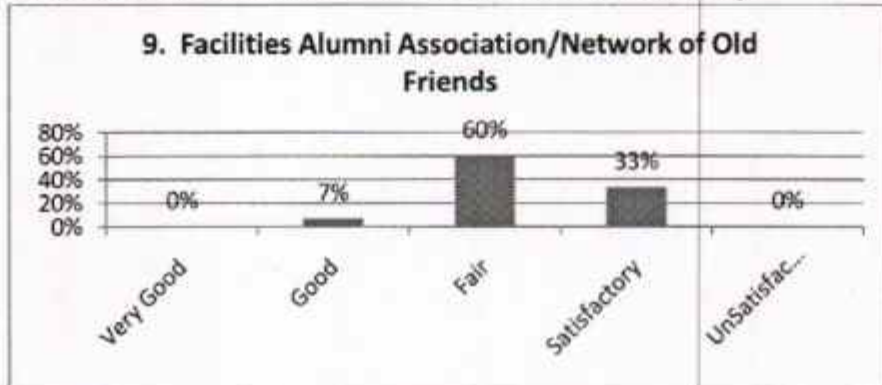
Analysis

The above bar graph showed that 20% of the alumni felt that canteen facilities are good, 20% of the alumni felt fair, 20% of the alumni felt satisfactory and 40% of the alumni felt unsatisfactory.



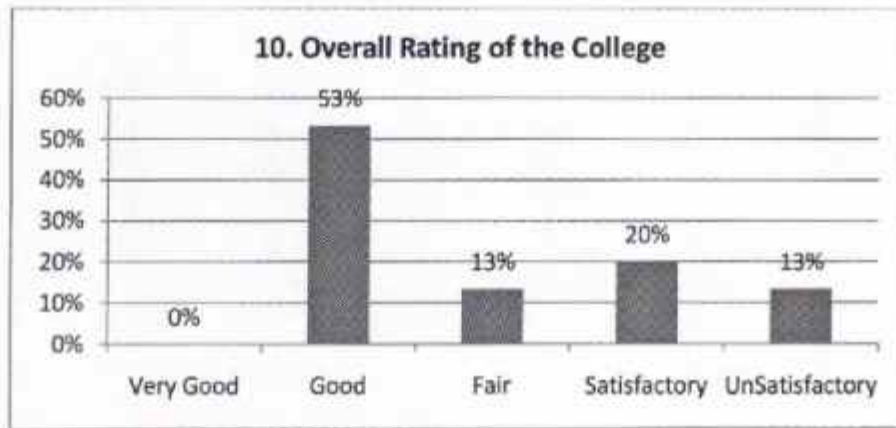
Analysis

The above bar graph showed that 7% of the alumni felt that Hostel facilities are good, 14% of the alumni felt that Hostel facilities are fair and 79% of the alumni felt that Hostel facilities are satisfactory.



Analysis

The above bar graph showed that 7% of the alumni felt that Facilities Alumni association is good, 60% of the alumni felt fair and 33% of the alumni felt satisfactory.



Analysis

The above bar graph showed that 53% of the alumni felt that overall rating of the college is good, 13% of the alumni felt fair, 20% of the alumni satisfactory and 13% of the alumni felt unsatisfactory.

ACTION TAKEN:

Majority of the Alumni's responses are Favorable and the department should maintain the same for the coming years and also improveS some facilities based on the needs of the alumni.

for A.C. Sreedhar
HOD
 HEAD OF THE DEPARTMENT
 PG DEPARTMENT OF ENGLISH
 K.M.G. COLLEGE OF ARTS & SCIENCE
 GUDIYATTAM - 635 803

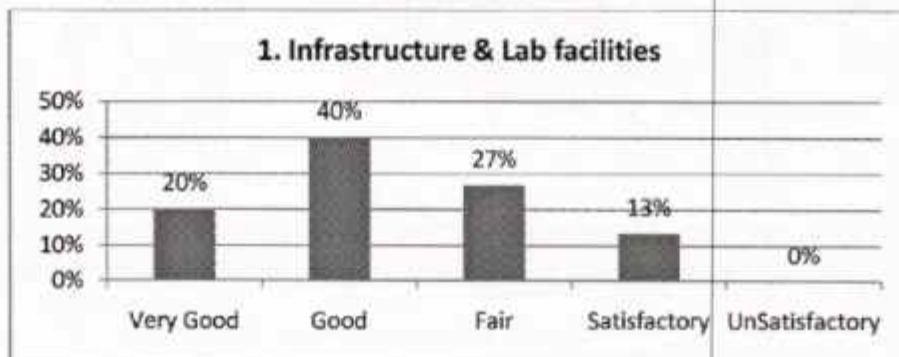
[Signature]
PRINCIPAL
PRINCIPAL
 K.M.G. COLLEGE OF ARTS & SCIENCE
 GUDIYATTAM - 635 803.

K.M.G.COLLEGE OF ARTS & SCIENCE, GUDIYATTAM-635803.

DEPARTMENT OF MATHEMATICS

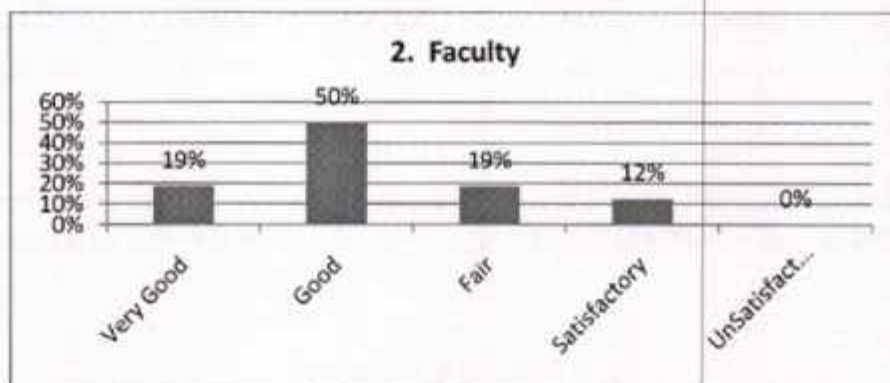
ALUMNI FEEDBACK ANALYSIS

2017-2018



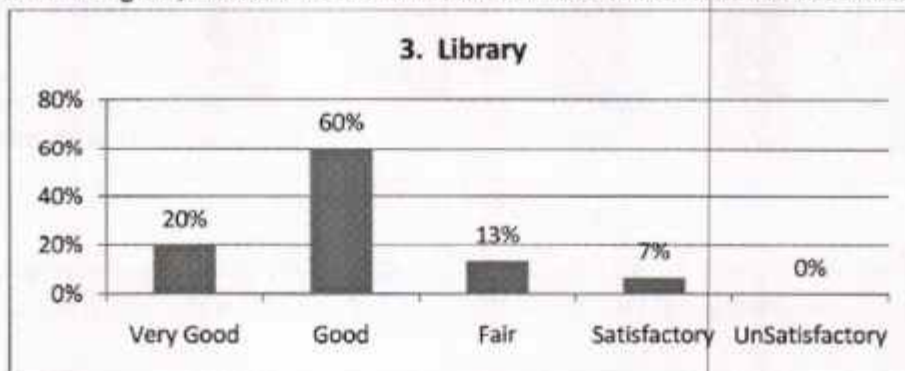
Analysis:

The above bar graph showed that 20% of the alumni felt that Infrastructure and Lab facilities are very good, 47% of the alumni felt good, 27% of the alumni felt fair and 13% of the alumni felt satisfactory.



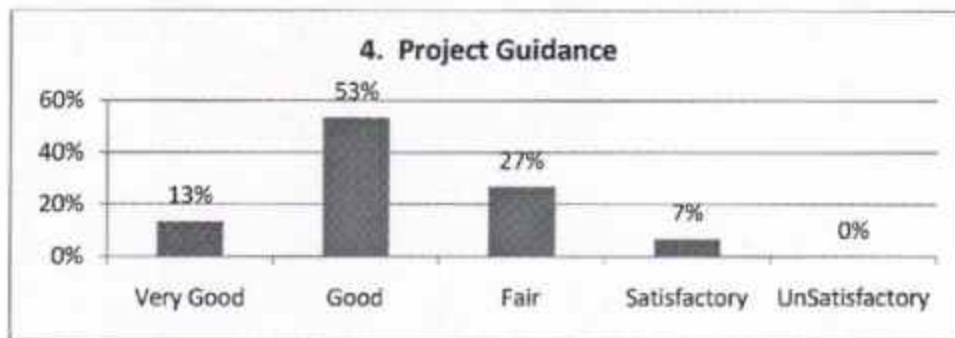
Analysis:

The above bar graph showed that 19% of the alumni felt that faculty members are very good, 50% of the alumni felt good, 19% of the alumni felt fair and 12% of the alumni felt satisfactory.



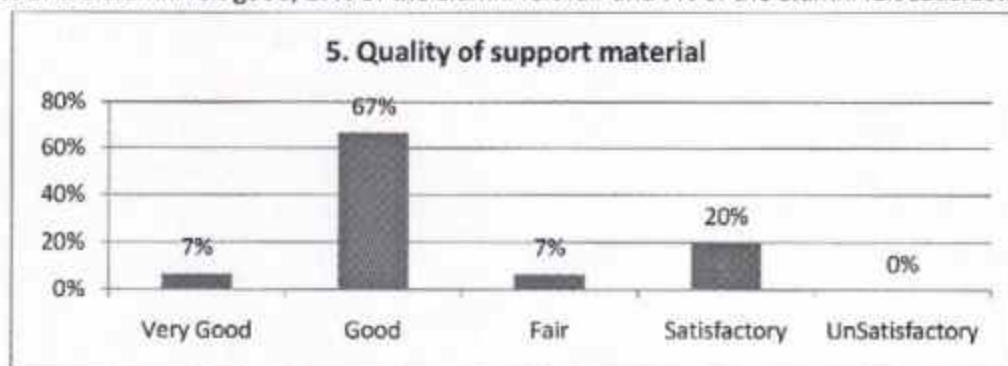
Analysis:

The above bar graph showed that 20% of the alumni felt that Library facilities are very good, 60% of the alumni felt good, 13% of the alumni felt fair and 7% of the alumni felt satisfactory.



Analysis:

The above bar graph showed that 13% of the alumni felt that Project guidelines are very good, 53% of the alumni felt good, 27% of the alumni felt fair and 7% of the alumni felt satisfactory.



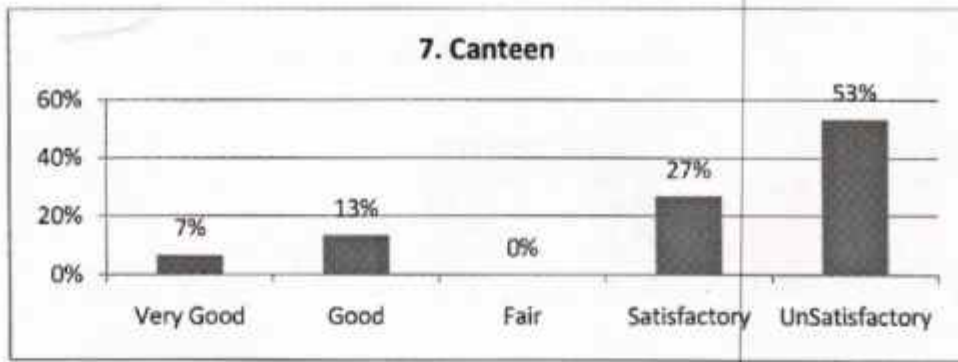
Analysis:

The above bar graph showed that 7% of the alumni felt that quality of support materials are very good, 67% of the alumni felt good, 7% of the alumni felt fair and 20% of the alumni felt satisfactory.



Analysis:

The above bar graph showed that 27% of the alumni felt that training and placement are very good, 20% of the alumni felt good, 27% of the alumni felt fair and 27% of the alumni felt satisfactory.



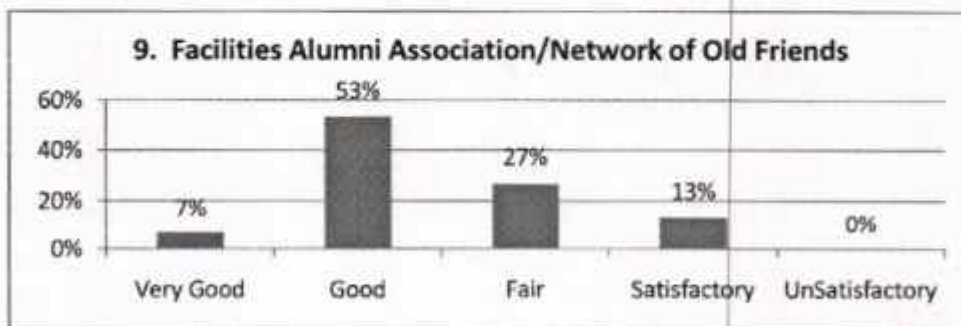
Analysis:

The above bar graph showed that 7% of the alumni felt that canteen facilities are good, 13% of the alumni felt fair, 27% of the alumni felt satisfactory and 53% of the alumni felt unsatisfactory.



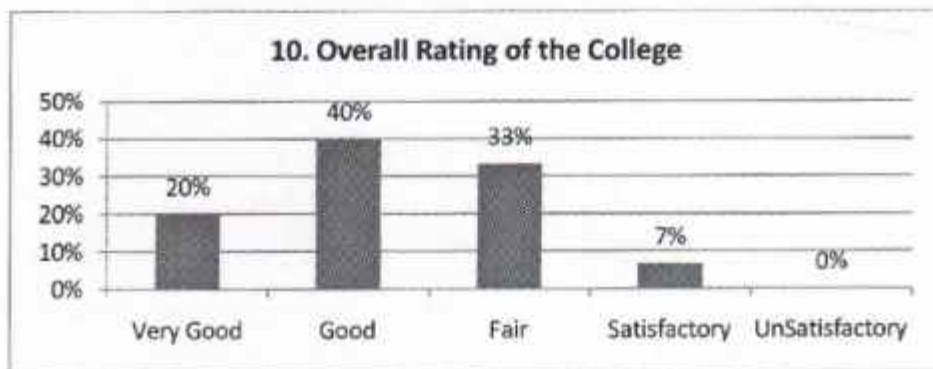
Analysis:

The above bar graph showed that 27% of the alumni felt that Hostel facilities are very good, 27% of the alumni felt good, 20% of the alumni felt fair and 26% of the alumni felt satisfactory.



Analysis:

The above bar graph showed that 7% of the alumni felt that facilities Alumni association are very good, 53% of the alumni felt good, 27% of the alumni felt fair and 13% of the alumni felt satisfactory.




Analysis:

The above bar graph showed that 20% of the alumni felt that overall rating of the college are very good, 40% of the alumni felt good, 33% of the alumni felt fair and 7% of the alumni felt satisfactory.

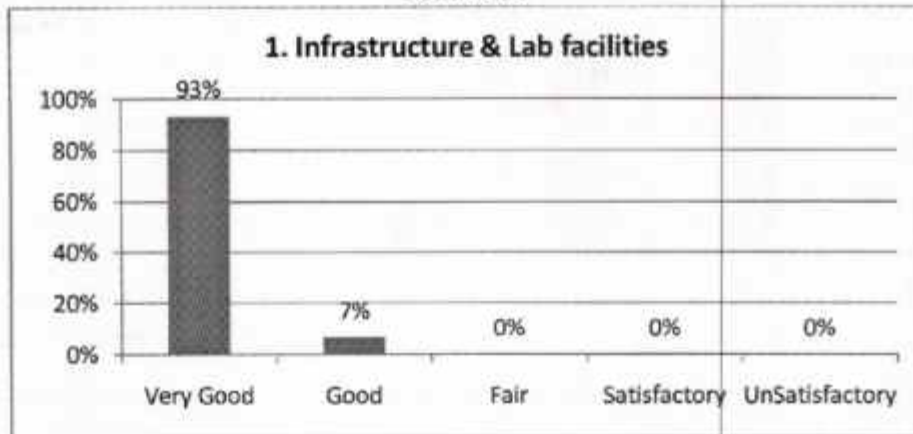
ACTION TAKEN:

Majority of the Alumni's responses are Favorable and the department should maintain the same for the coming years and also improve some facilities based on the needs of the alumni.

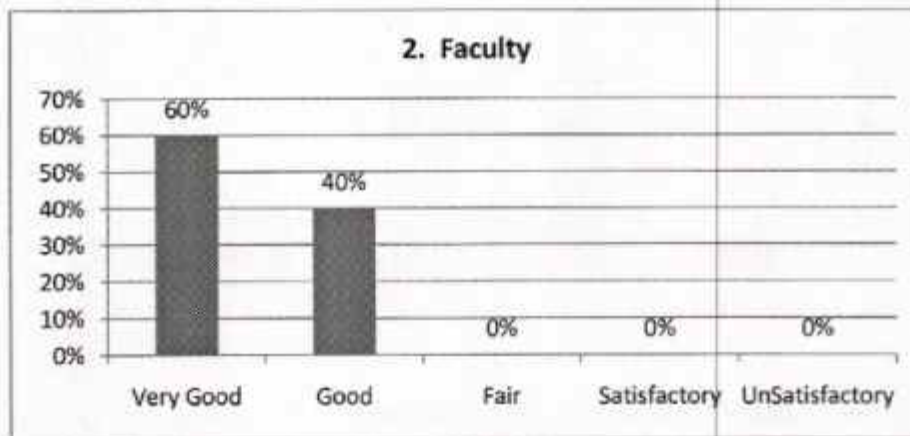

Head of the Department
HOD
 PG & RESEARCH DEPARTMENT OF MATHEMATICS
 K.M.G. COLLEGE OF ARTS & SCIENCE


Principal
PRINCIPAL
 K.M.G. COLLEGE OF ARTS & SCIENCE
 CHIVYATTAM - 635 803.

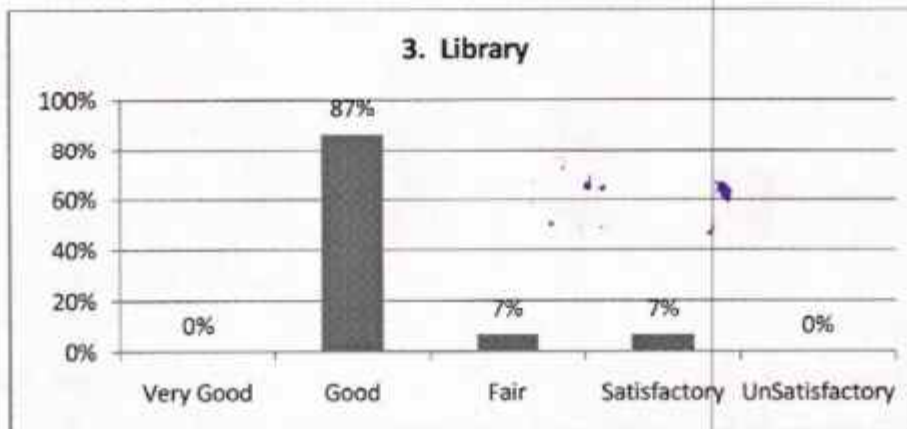
DEPARTMENT OF COMPUTER APPLICATIONS
ALUMNI FEEDBACK ANALYSIS
2017-2018



The result shows that 93% of the alumini has given very good for infrastructure & lab facilities and 7% has given good.



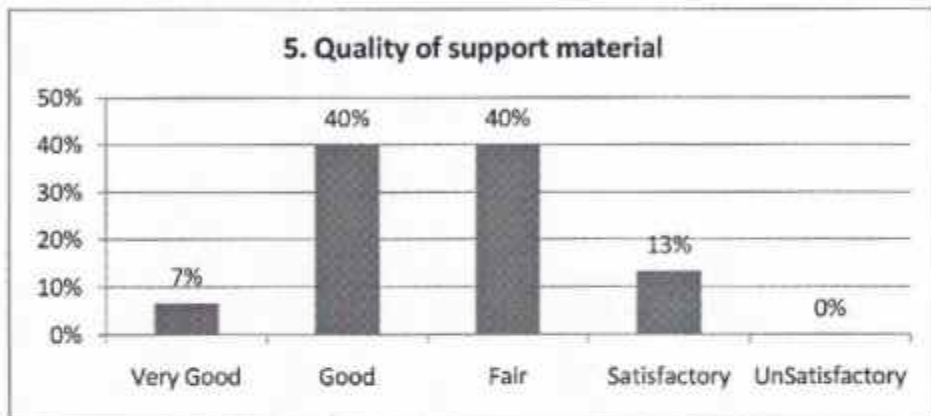
The result shows that 60% of the alumini has given very good for faculty and 40% has given good.



The result shows that 87% of the alumini has given good for library facilities, 7% has given fair and 7% has given satisfactory.



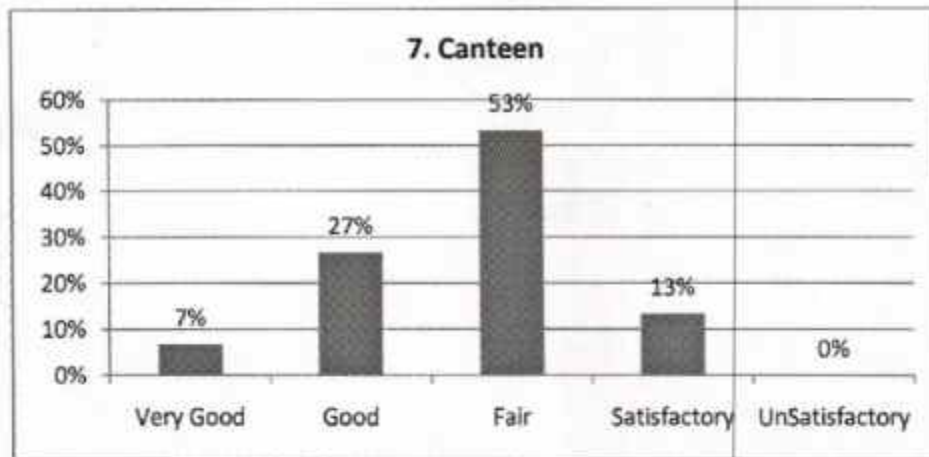
The result shows that 73% of the alumini has given very good for project guidance, 73% has given good and 27% has given fair.



The result shows that 7% of the alumini has given very good for quality of support material, 40% has given good, 40% has given fair and 13% has given satisfactory.



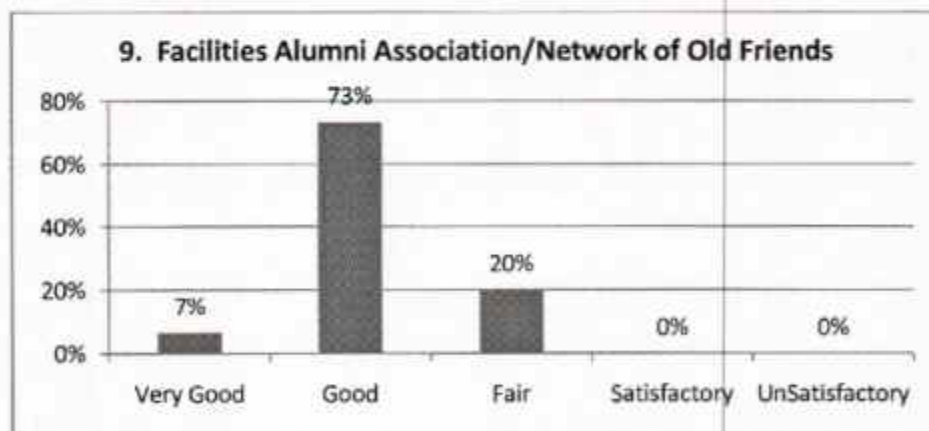
The result shows that 13% of the alumini has given very good for training & placement, 27% has given good, 33% has given fair and 27% has given satisfactory.



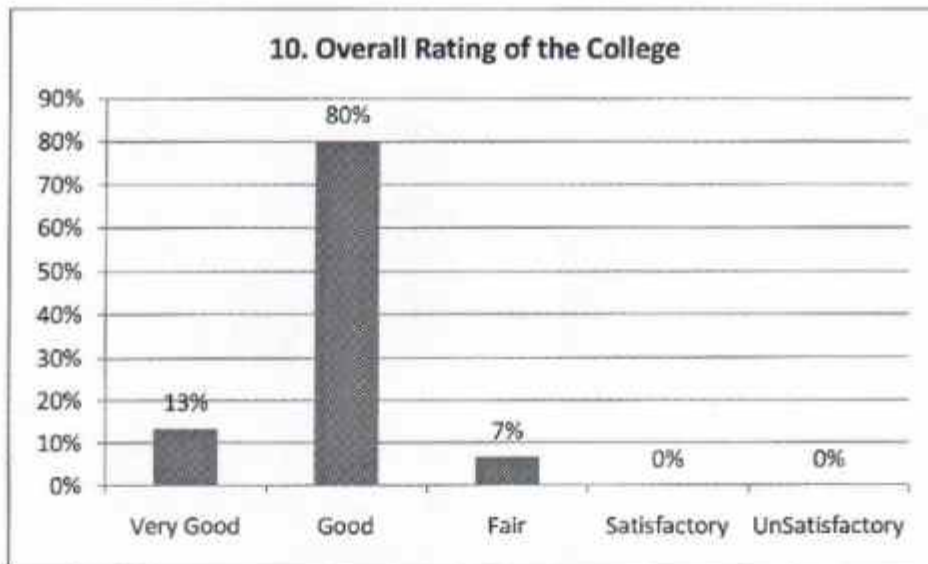
The result shows that 7% of the alumini has given very good for canteen, 27% has given good, 53% has given fair and 13% has given satisfactory.



The result shows that 7% of the alumini has given very good for hostel facilities, 27% has given good, 60% has given fair and 7% has given satisfactory.



The result shows that 7% of the alumini has given very good for facilities alumni association/network of old friends , 73% has given good and 20% has given fair.



The result shows that 13% of the alumini has given very good for overall rating of the college, 80% has given good and 7% has given fair.

Action Taken:

We have received good response in all parameters. We are trying to sustain the same.

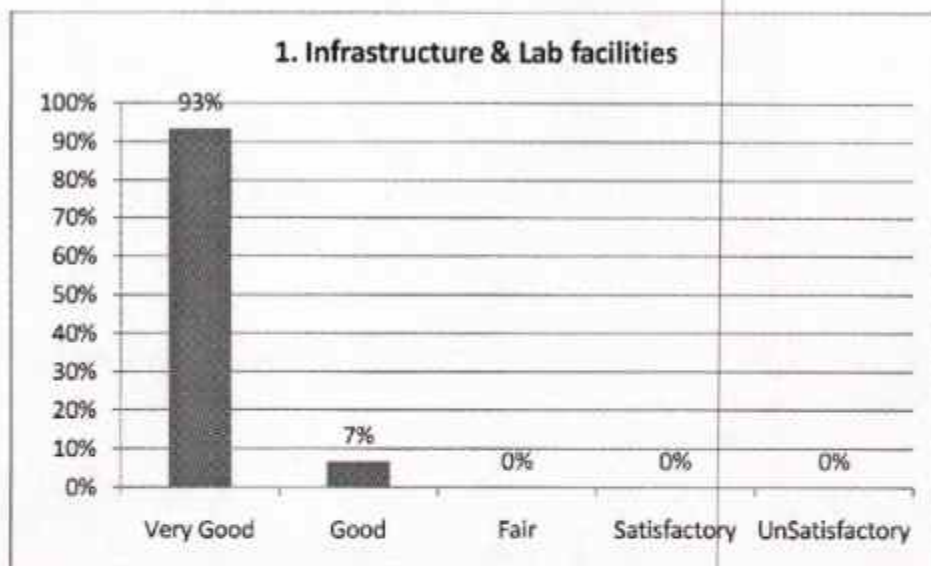
Head of the Department 
 Head Department of Computer Applications
 KMG College of Arts & Science
 Gudiyatham - 635 803.


 PRINCIPAL
 K.M.G. COLLEGE OF ARTS & SCIENCE
 GUDIYATTAM - 635 803.
 VELLORE DISTRICT.

2017-2018

DEPARTMENT OF COMPUTER SCIENCE

ALUMNI FEEDBACK ANALYSIS



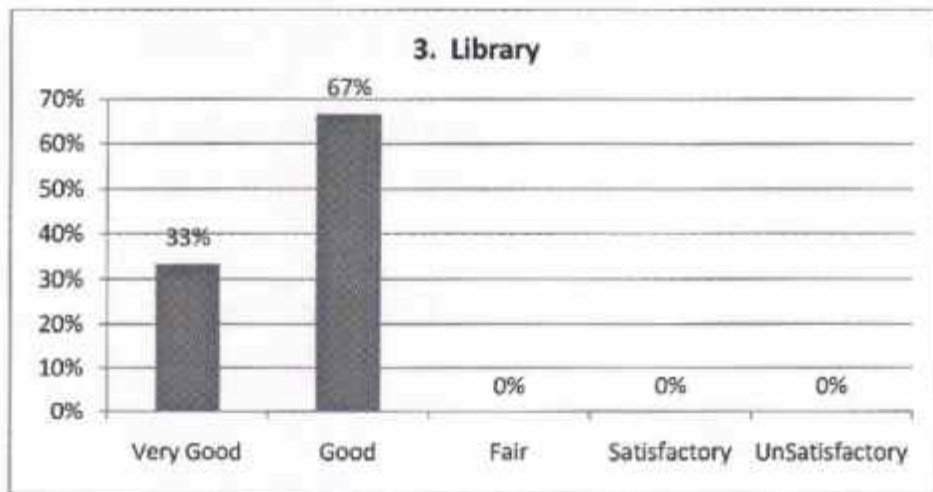
Analysis

The above pie chart shows that **93%** respondents have given Verygood for Infrastructure and Lab facilities, **7%** respondents have given Good for the Infrastructural and Lab facilities.



Analysis

The above chart shows that **80%** respondents have given Good for Faculty and **20%** respondents have given Verygood for Faculty.



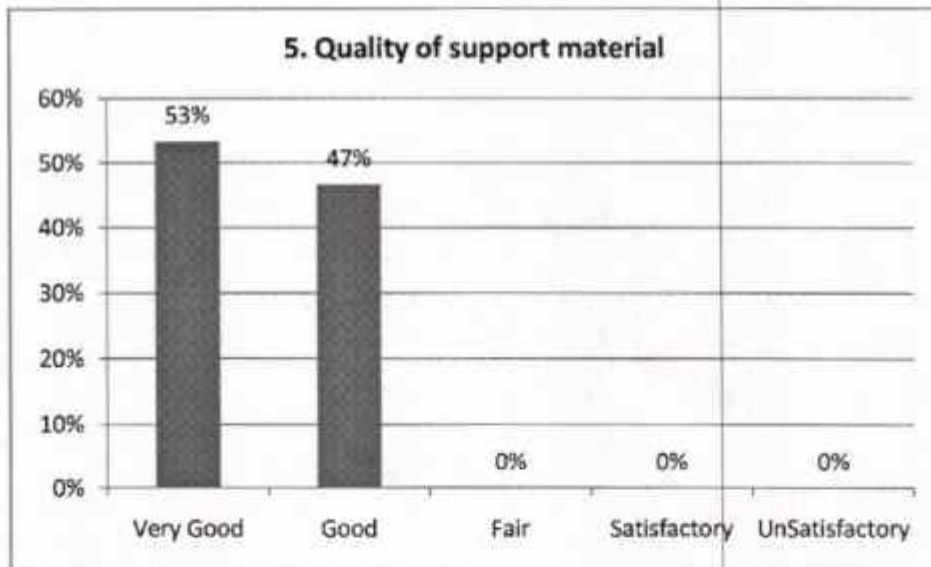
Analysis

The above chart shows that **67%** respondents have given Good and **33%** respondents have given Very good for the Library facility.



Analysis

The above chart shows that **53%** respondents have given Verygood,**47%** respondents have given Good for Project Guidance.



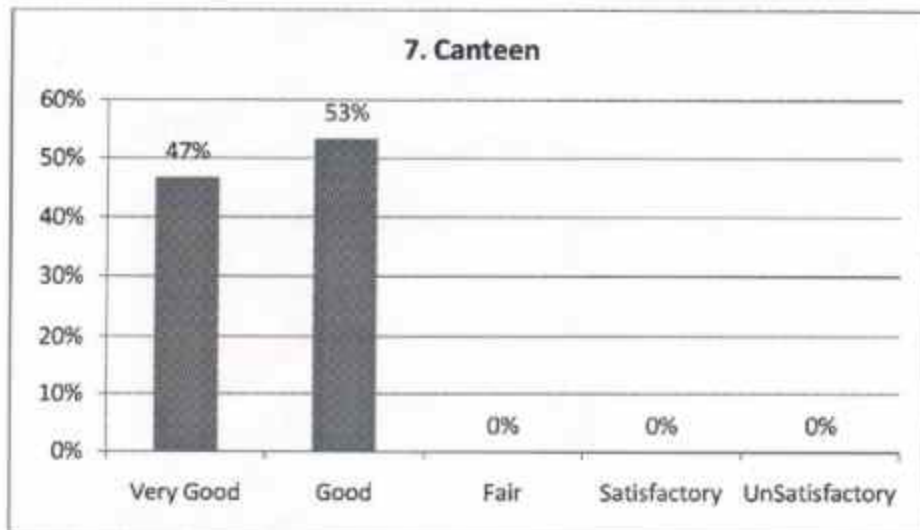
Analysis

The above chart shows that **53%** respondents have given Verygood, **47%** respondents have given Good for Quality of support material.



Analysis

The above chart shows that **73%** respondents have given Good, **27%** respondents have given Verygood for Training & Placement.



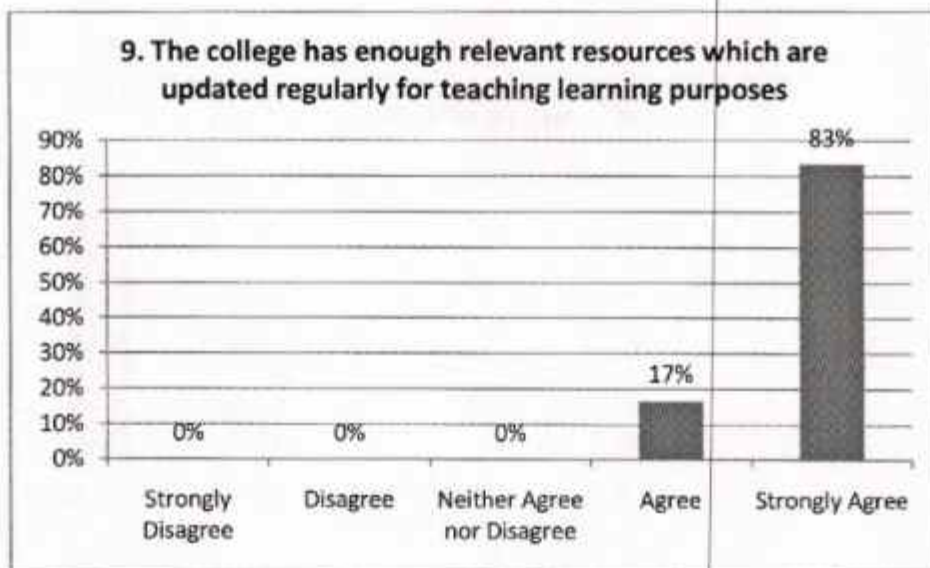
Analysis

The above chart shows that **53%** respondents have given Good, **47%** respondents have given Verygood for Canteen.




Analysis

The above chart shows that **60%** respondents have given Verygood, **40%** respondents have given Good for Hostel Facilities.



Analysis

The above graph shows that **83%** as respondents have given Strongly Agree, **17%** as respondents Agree for The college has enough relevant resources which are updated regularly for teaching learning purposes.



Analysis

The above graph shows that **50%** as respondents have given Strongly Agree, **50%** respondents Agree for Enough opportunities are given for self-development.

Head of the Department

Prof. P DANIEL SUNDARRAJ, M.Sc., M.Phil
 Assistant Professor & Head
 Department of Computer Science
 K.M.G College of Arts & Science
 R. S. Road, Ammanangkuppam
 Gudiyattam - 635 803

PRINCIPAL
K.M.G. COLLEGE OF ARTS & SCIENCE
GUDIYATTAM - 635 803.



K.M.G COLLEGE OF ARTS AND SCIENCE

Permanently Affiliated to Thiruvalluvar University and
Recognized by UGC under section 2(F) & 12(B) of the UGC Act 1956.

Accredited with B+ Grade by NAAC.

Associate member of ICT ACADEMY.

Phone:914171227306

Email:kmgcollege@gmail.com

www.kmgcollege.edu.in

Action Taken Report on Feedback 2017-2018

Students Feedback

SNO	AREAS NEEDS IMPROVEMENTS/SUGGESTIONS	ACTION TAKEN
1.	Attending student grievances	Action has been taken to address the grievances of the students through feedback analysis. The college has installed suggestion boxes in every floor of the building to get the feedbacks.
2.	Student-Teacher Interaction	For excellent student-teacher interaction, parents teachers meetings and ward meetings are being conducted by every department in the college.

Parents Feedback

SNO	AREAS NEEDS IMPROVEMENTS/SUGGESTIONS	ACTION TAKEN
1.	Library Facility	Every year the college library updates the book stock by procuring new books according to the need of every department.
2.	Toilets/washrooms are clean and properly maintained.	Steps have been taken to improve the toilets/washrooms facilities as per the requirements of the students and staff.

Teachers Feedback

SNO	AREAS NEEDS IMPROVEMENTS/SUGGESTIONS	ACTION TAKEN
1.	Course activities (Internships / Field visit / Guest Lectures / Assignments / Seminars / others) are relevant for development of various skills for employment and self – employment.	Guest Lectures, Seminars and field visits have been organized by the department. Assignment works are also given to the students for self-study and improvements. Actions have been taken to provide for internship programs and more field visits.
2.	Course contents have enough scope for development of analytical, logical, technical and creative skills to the students	Action has been taken to provide E-content for every subject for the students to refer and the E-Content has been uploaded in the college website as well.

Alumni Feedback

SNO	AREAS NEEDS IMPROVEMENTS/SUGGESTIONS	ACTION TAKEN
1.	Faculty	Steps have been taken to improve the quality of teachers by conducting more number of faculty development programs and the teachers are encouraged to contribute more for the research work.
2.	Training and Placement	Steps have been taken to organize more training and placement programs in the future for further improvement. Collaboration with other institutes and companies has been made by signing MOU with organizations.

Prof. P. DANIEL SUNDARAJ, M.Sc., M.Phil
Head of the Department
Assistant Professor & Head
Department of Computer Science
K. M. G. College of Arts & Science
P. S. Road, Ammanangkuppam
Gudiyattam - 635 803

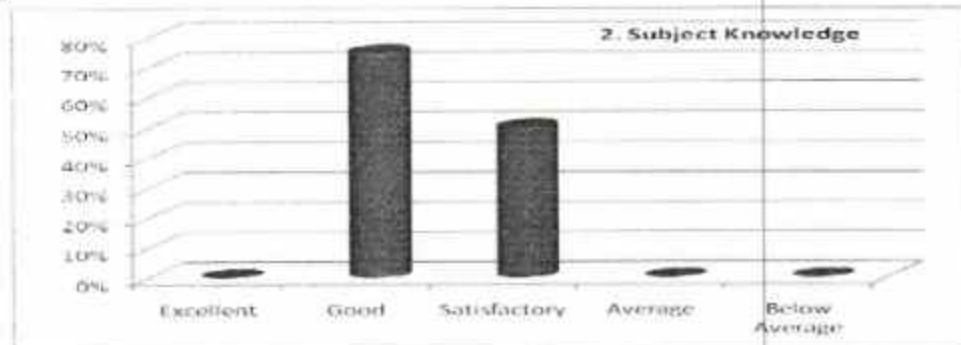

PRINCIPAL
K.M.G. COLLEGE OF ARTS & SCIENCE
GUDIYATTAM - 635 803

K.M.G.COLLEGE OF ARTS & SCIENCE, GUDIYATTAM-635803.
PLACEMENT CELL
EMPLOYER FEEDBACK ANALYSIS
2017-2018



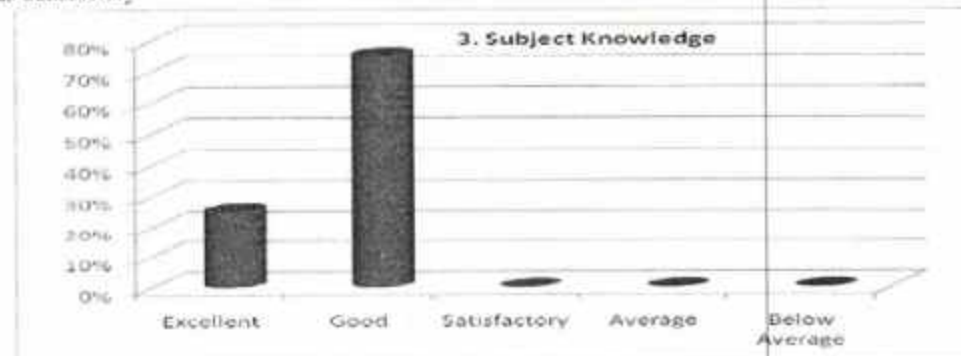
Inference:

50% of Employers had stated that the Aptitude skill was Excellent; 50% of Employers had stated that the Aptitude skill was Good



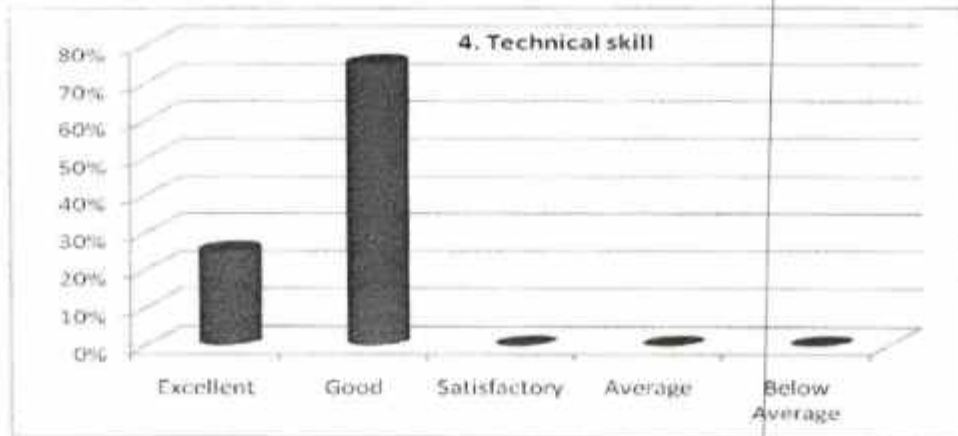
Inference:

50% of Employers had stated that the Attitude of students was Good; 50% of Employers had stated that the Attitude of students was Satisfactory



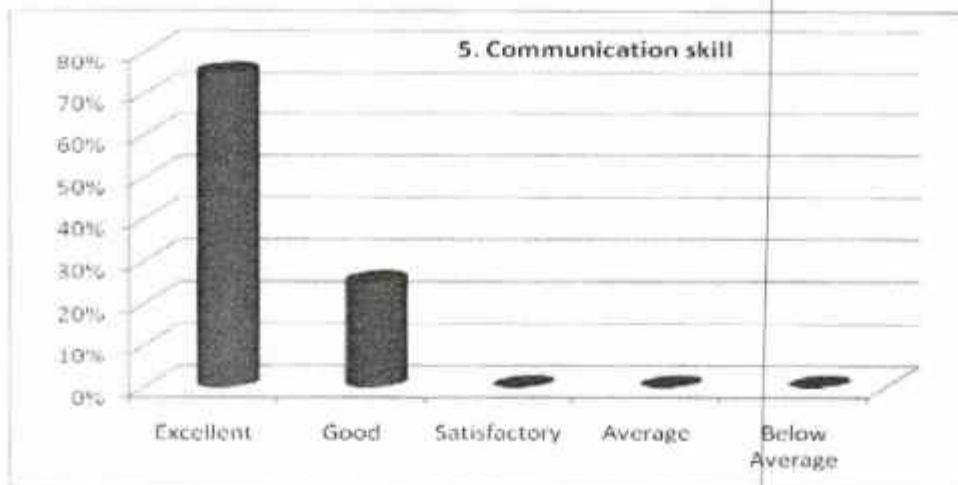
Inference:

25% of Employers had stated that the Subject knowledge was Excellent; 75% of Employers had stated that the Subject knowledge was Good



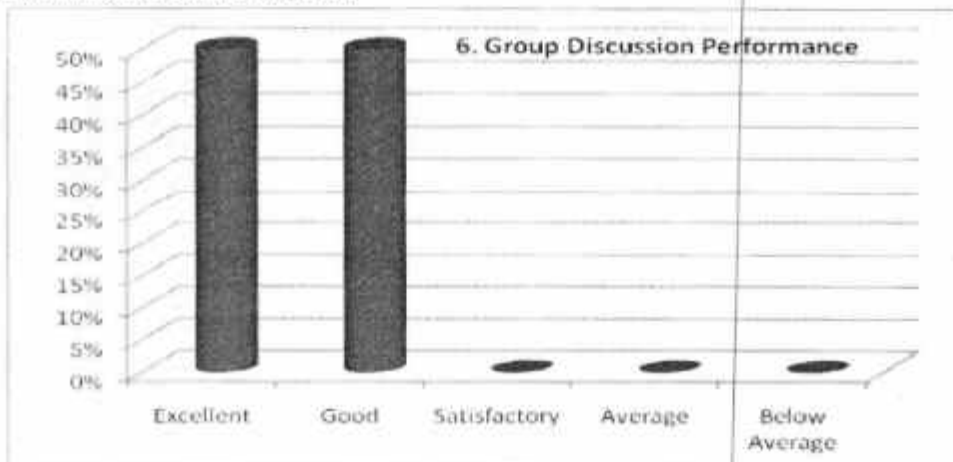
Inference:

25% of Employers had stated that the Technical Skill was Excellent; 75% of Employers had stated that the Technical Skill was Good.



Inference:

75% of Employers had stated that the Communication skill of students was Excellent; 25% of Employers had stated that the Communication skill of students was Good



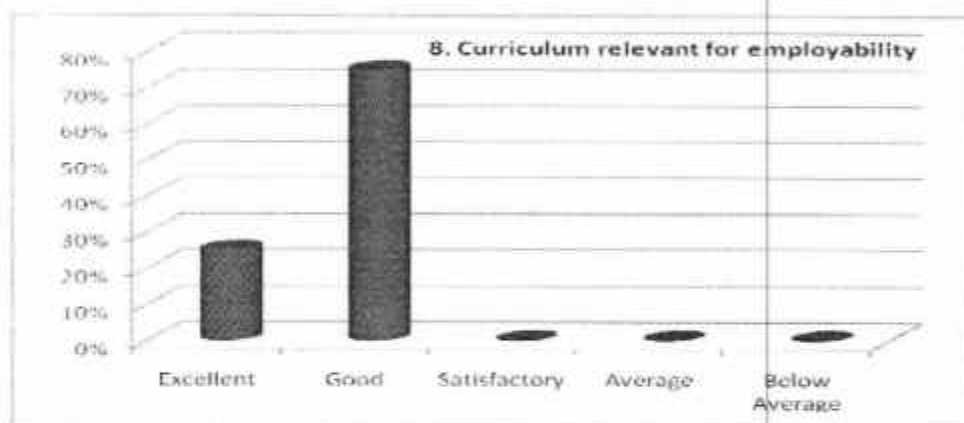
Inference:

50% of Employers had stated that the Group Discussion performance was Good; 50% of Employers had stated that the Group Discussion performance was Good



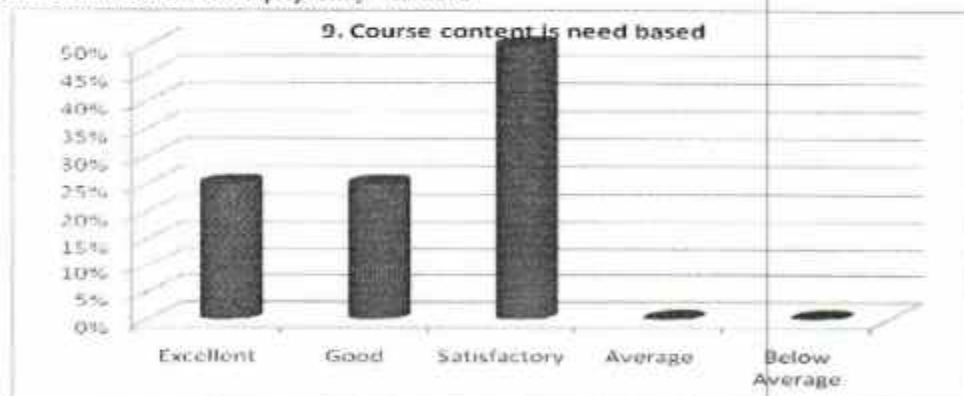
Inference:

50% of Employers had stated that the Interview performance of students was Excellent; 50% of Employers had stated that the Interview performance of students was Good



Inference:

25% of Employers had stated that the curriculum relevant for employability was Excellent; 75% of Employers had stated that the curriculum relevant for employability was Good



Inference:

25% of Employers had stated that the Course content was Excellent; 25% of Employers had stated that the Course content was Good; 50% of Employers had stated that the Course content was satisfactory

Action Taken:

Based on the above analysis it is concluded that the Employers feedback were excellent and good in the majority of questions. So we follow the same and try to development the same on the need base.